

space.pro[®]
THE LOOK YOU LOVE

Wickes



Sliding Wardrobe Doors

Storage solutions to suit any home

Why choose Sliding Wardrobes and Modular Storage

- Space saving
- Easy to install
- Range of styles and finishes
- Fits any space
- Use in any room



Spacepro sliding doors and storage solutions are non-carriage based systems that offer the look of fully fitted furniture, without asking you to take in to consideration the extra space you would need to open a hinged door.

The doors glide effortlessly from side to side on a trackset and can be fitted from floor to ceiling and wall to wall to make the most of your space. If you don't have an existing alcove, you can create your own professional frame by using our colour matched end panels and liners, which will allow you to create a space to suit your room.

	SIZES	FINISHES	SOFT-CLOSE INCLUDED	TRACKSET	FITTING ACCESSORIES	INSTALLATION TIME
FIXED SIZE DOORS	Available in 3 widths 510, 762 & 914mm. Fits height of 2200mm	Selection of finishes	-	Sold separately - will need to be cut to size. Silver and White only. Kits include colour matched trackset	If room height is over 2260mm then fitting accessories will be needed	4-5 hours (some items will need to be cut to size)
CUSTOM MADE DOORS	Made to fit any opening	Full range of finishes	✓	Included and cut to your opening. Colour matched to frame	Made to fit your opening	2-3 hours (All items made to fit)



We understand that matching colours and designs is important. To order your samples visit: spacepro.co.uk/order-a-swatch/



COLOUR MATCHED INTERIORS
SEE PAGE 29

Maximise your space with custom sliding doors that fit any space from **1.15 - 2.48m high & 1.1 - 4.5m wide.**

Personalise your doors with endless configurations and colours to choose from.

Move your storage to any position in your wardrobe to best suit your needs. Available in matching finishes to your doors.

Save up to **500mm** in front of your wardrobe.

Solutions for every room

Get creative - our doors and storage systems are not only for the bedroom! Hide away boots and coats in the hallway, turn awkward spaces into a home office or even add a bit of luxury with your very own walk in wardrobe!

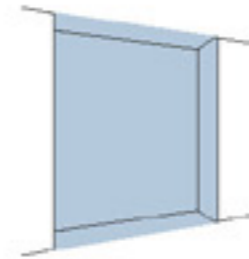


Custom made doors - Heritage single panel Arctic White glass with silver frame.

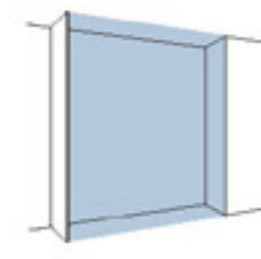
Master bedroom - wall to wall installation

Bring that touch of luxury into your bedroom.

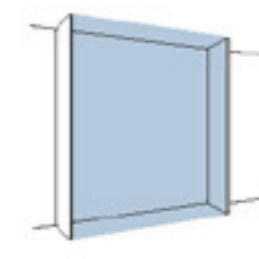
Made to fit every space...



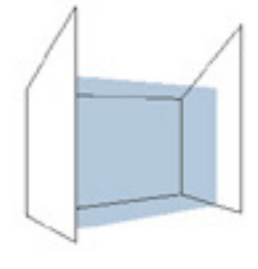
Wall to wall



Wall to end panel



End panel to end panel



Loft / angled ceiling



Custom made doors - Heritage loft door in Cashmere panels with a white frame.

Loft

Reclaim the space lost to pitched roofs. Make your loft room just as stunning as the rest of your home.



Custom made doors - Heritage single panel Cappuccino glass with white frame.

Bedroom - end to end installation


Create a stand alone wardrobe anywhere in your room using our colour matched end panels.



Fixed sized doors - near 3 panel wide in Mirror with Oak frame.

Hallway

Use our brilliant sliding doors to cover all your hallway clutter.



Aura white storage solutions

Walk-in Wardrobe

Why not create your own walk-in wardrobe?



Fixed sized doors - Heritage doors in Mirror with White frame.

Spare bedroom - wall to end panel installation

Our products can fit all kinds of spaces. You don't need a big room to create your dream look.

Shaker

A timeless design which offers you the flexibility to create a contemporary or more traditional look.

Choose from wood effect or matt finish frames. Either complement with matching wood effect panels or make a bolder statement by combining wood effects and glass panels.

Door designs



Door sizes



Custom Made
(H) Made to fit opening heights from 1150 - 2480mm
(W) Made to fit opening widths from 1100 - 4555mm

Door finishes



* Finishes & frames available to Fixed Size Doors.
 All finishes & frames are available for Custom Made Doors.

Frame finishes



(W)75mm x (D)28mm

PLEASE SEE NEXT PAGE FOR PRODUCT LIST

Take the next step...

- **MEASURE UP:** See page 32 for more details on how to plan your space.
- **ORDER FIXED SIZED DOORS:** Book an appointment with a showroom consultant or visit - wicks.co.uk
- **ORDER CUSTOM MADE DOORS:** Complete the order form on page 27, or call our Sales team to place your order.



STANDARD STORAGE INTERIORS

SEE PAGE 29

COMPLIMENTING END PANELS & LINERS AVAILABLE

SEE PAGE 26

Custom made doors - 3 panel design. Cashmere frame with Arctic White glass and Dark Blue glass. Includes Cashmere standard storage.

Shaker Sliding Doors and Kits



Single Panel

SINGLE PANEL	FRAMES	FINISH	610mm	762mm	914mm
	White	White panel door	169846	169849	169852
		Mirror door	169837	169840	169843
	Walnut	Walnut panel door	169844	169847	169850
		Mirror door	169835	169838	169841
	Oak	Oak panel door	169845	169848	169851
		Mirror door	169836	169839	169842
	Stone Grey	Stone Grey panel door	169856	169860	169864
		Mirror door	169854	169858	169862
	Cashmere	Cashmere panel door	169855	169859	169863
		Mirror door	169853	169857	169861




3 Panel

3 PANEL	FRAMES	FINISH	610mm	762mm	914mm
	White	White panel door	169867	169870	169873
		Mirror door	169876	169879	169882
	Walnut	Walnut panel door	169866	169869	169871
		Mirror door	169874	169877	169880
	Oak	Oak panel door	169866	169869	169872
		Mirror door	169875	169878	169881
	Stone Grey	Stone Grey panel door	169884	169888	169888
		Mirror door	169890	169893	169895
	Cashmere	Cashmere panel door	169883	169885	169887
		Mirror door	169889	169892	169894

Kits

Make it simple by ordering one of our sliding door kits. These pre-packaged kits come complete with doors, colour matched trackset and fixings, just add on any end panels and liners needed.



2 Door kits

FRAMES	FINISH	610mm	762mm	914mm
White	Single panel mirror	213446	213447	213448
Oak	Single panel mirror	213491	213496	213497
Stone Grey	Single panel mirror	213511	213512	213513
Cashmere	Single panel mirror	213520	213521	213522
Ideal opening width		1145mm	1449mm	1753mm



3 Door kits

FRAMES	FINISH	610mm	762mm	914mm
White	2 x 3 Panel 1 x Single panel mirror	213449	213471	213475
Oak	2 x 3 Panel 1 x Single panel mirror	213502	213504	213505
Stone Grey	2 x 3 Panel 1 x Single panel mirror	213514	213515	213516
Cashmere	2 x 3 Panel 1 x Single panel mirror	213523	213524	213525
Ideal opening width		1580mm	2136mm	2592mm



4 Door kits

FRAMES	FINISH	610mm	762mm	914mm
White	2 x 3 Panel 2 x Single panel mirror	213479	213483	213487
Oak	2 x 3 Panel 2 x Single panel mirror	213506	213507	213510
Stone Grey	2 x 3 Panel 2 x Single panel mirror	213517	213518	213519
Cashmere	2 x 3 Panel 2 x Single panel mirror	213526	213527	213528
Ideal opening width		2365mm	2973mm	3581mm

Tracksets (colour matched)

Fixed sized doors

NOT INCLUDED Tracksets to be purchased separately with Fixed Size doors

LENGTH	SILVER	WHITE
UP TO 1803mm	207650	207608
UP TO 2692mm	207651	207609
UP TO 3606mm	207652	207610

Custom made doors

	550 - 900mm	901 - 1200mm
CUSTOM MADE SINGLE PANEL DOORS*	177919	177920
CUSTOM MADE 3 PANEL DOORS*	177921	177922

All finishes are available for Custom Made doors

*All custom sliding doors come with colour matched trackset cut to size & soft close as standard

Custom door trackset

INCLUDED
<ul style="list-style-type: none"> Custom Made door tracksets are included and cut to size Colour matched to frame choice

You cannot mix fixed widths and custom doors in the same opening.

How many doors do you need?

Our Fixed Size doors fit an opening height of 2260mm and can fit opening widths from 1200mm - 3606mm.

Ideal opening width	2	Door size	Track length
1145mm		610mm	1803mm
1449mm		762mm	1803mm
1753mm		914mm	1803mm

Ideal opening width	3	Door size	Track length
1580mm		610mm	1803mm
2136mm		762mm	1803mm
2592mm		914mm	1803mm

Ideal opening width	4	Door size	Track length
2365mm		610mm	1803mm
2973mm		762mm	1803mm
3581mm		914mm	1803mm

Fitting accessories


If you need to adjust your opening for any reason we have fitting accessories that can help, see page 26.

Linear

Our Linear range offers a chic, understated style and adds a truly classic feel to any room in the home.

Choose from a variety of frames and finishes.

Door designs



Door sizes



Fixed Size
(H) Fits opening height of 2260mm
(W) 3 widths available (610, 762 & 914mm)

Custom Made
(H) Made to fit opening heights from 1150 - 2480mm
(W) Made to fit opening widths from 1100 - 4555mm

Custom Made doors only

Match all panels or choose different centre panels.

Door finishes



* Finishes & frames available to Fixed Size Doors.
 All finishes & frames are available for Custom Made Doors.

Frame finishes



PLEASE SEE NEXT PAGE FOR PRODUCT LIST



(W)26mm x (D)26mm

Take the next step...

- **MEASURE UP:** See page 32 for more details on how to plan your space.
- **ORDER FIXED SIZED DOORS:** Book an appointment with a showroom consultant or visit - wicks.co.uk
- **ORDER CUSTOM MADE DOORS:** Complete the order form on page 27, or call our Sales team to place your order.




STANDARD STORAGE INTERIORS
 SEE PAGE 29

COMPLIMENTING END PANELS & LINERS AVAILABLE
 SEE PAGE 26

Custom made doors - 4 panel doors, Arctic White glass & Grey mirror with Silver frame.


Linear

3 Panel Wideline

3 PANEL WIDELINE	FRAMES	FINISH	610mm	762mm	914mm
	White	White panel arctic white glass	107556	146372	210479
		White panel black glass	146373	146374	146375
		White panel cappuccino glass	146376	146377	146378
		White panel mirror	146379	146380	146381
		Oak panel arctic white glass	107536	146362	210401
	Oak	Oak panel black glass	146363	146364	146365
		Oak panel cappuccino glass	146366	146367	146368
		Oak panel mirror	146369	146370	146371
		Walnut panel arctic white glass	107535	146352	210471
		Walnut	Walnut panel black glass	146353	146354
	Walnut panel cappuccino glass		146356	146357	146358
	Walnut panel mirror		146359	146360	146361




3 Panel Finline

3 PANEL FINELINE	FRAMES	FINISH	610mm	762mm	914mm
	White	White panel arctic white glass	210407	146402	210473
		White panel black glass	146403	146404	146405
		White panel cappuccino glass	146406	146407	146408
		White panel mirror	146409	146410	146411
	Oak	Oak panel arctic white glass	210409	146392	210475
		Oak panel black glass	146393	146394	146395
		Oak panel cappuccino glass	146396	146397	146398
		Oak panel mirror	146399	146400	146401
	Walnut	Walnut panel arctic white glass	210477	146382	210478
		Walnut panel black glass	146383	146384	146385
		Walnut panel cappuccino glass	146386	146387	146388
		Walnut panel mirror	146389	146390	146391



4 Panel (Fixed doors all panels same finish, Custom made doors all panels can be mixed)

4 PANEL	FRAMES	FINISH	610mm	762mm	914mm
	Silver	Arctic white glass	146316	146317	146324
		Black glass	146325	146332	146333
		Cappuccino glass	146334	146335	146336
		Mirror	146337	146338	146339



Tracksets

Fixed sized doors

NOT INCLUDED Tracksets to be purchased separately with Fixed Size doors

LENGTH	SILVER	WHITE
UP TO 1803mm	207650	207608
UP TO 2592mm	207651	207609
UP TO 3606mm	207652	207610

Custom made doors

	550 - 900mm	901 - 1200mm
3 PANEL FINELINE DOORS*	146342	146413
3 PANEL WIDELINE DOORS*	146342	146413
4 PANEL MIRROR DOORS*	146350	146343

All finishes are available for Custom Made doors

*All custom sliding doors come with colour matched trackset cut to size & soft close as standard

Custom door trackset



INCLUDED

- Custom Made door tracksets are included and cut to size
- Colour matched to frame choice

You cannot mix fixed widths and custom doors in the same opening.

How many doors do you need?

Our Fixed Size doors fit an opening height of 2260mm and can fit opening widths from 1200mm - 3606mm.

Ideal opening width	2	Door size	Track length
1190mm		610mm	1803mm
1499mm		762mm	1803mm
1808mm		914mm	1803mm

Ideal opening width	3	Door size	Track length
1790mm		610mm	1803mm
2296mm		762mm	1803mm
2802mm		914mm	1803mm

Ideal opening width	4	Door size	Track length
2290mm		610mm	1803mm
2998mm		762mm	1803mm
3606mm		914mm	1803mm

Fitting accessories

If you need to adjust your opening for any reason we have fitting accessories that can help, see page 26.

Heritage

A timeless design which offers you the flexibility to create a contemporary or more traditional look.

Choose from silver or wood effect frames. Complement with coloured glass panels or traditional mirror.

Door designs



Single panel

Door sizes



Fixed Size
(H) Fits opening height of 2260mm
(W) 3 widths available (610, 762 & 914mm)

Custom Made
(H) Made to fit opening heights from 1150 - 2480mm
(W) Made to fit opening widths from 1100 - 4555mm

Door finishes



* Finishes & frames available to Fixed Size Doors.
 All finishes & frames are available for Custom Made Doors.

Frame finishes



PLEASE SEE NEXT PAGE FOR PRODUCT LIST



(W)26mm x (D)26mm

Take the next step...

- **MEASURE UP:** See page 32 for more details on how to plan your space.
- **ORDER FIXED SIZED DOORS:** Book an appointment with a showroom consultant or visit - wickes.co.uk
- **ORDER CUSTOM MADE DOORS:** Complete the order form on page 27, or call our Sales team to place your order.



STANDARD STORAGE INTERIORS
 SEE PAGE 29

COMPLIMENTING END PANELS & LINERS AVAILABLE
 SEE PAGE 26

Fixed sized doors - Single Mirror doors with silver frame.



STANDARD STORAGE INTERIORS
SEE PAGE 29

COMPLIMENTING END PANELS & LINERS AVAILABLE
SEE PAGE 26

Custom made doors - Single panel Pure white glass with Silver frame. Standard storage system in White.

Single Panel

SINGLE PANEL	FRAMES	FINISH	610mm	762mm	914mm
	White	Mirror door	210446	207500	207601
		Arctic white glass	146291	146292	145293
	Silver	Black glass	146294	146295	145296
		Cappuccino Glass	146297	146308	145309
		Mirror	207620	210449	210450
	Walnut	Mirror	210455	210457	210459
Oak	Mirror	210456	210458	210460	



Twin Pack

Kit includes 2 white frame mirror doors and a colour matched trackset.

SINGLE PANEL	FRAMES	FINISH	610mm
	White	Mirror	187534

Please note, twin pack doors cannot be mixed with other doors from the Heritage range.



(interiors not included)

Tracksets

Fixed sized doors

NOT INCLUDED Tracksets to be purchased separately with Fixed Size doors

LENGTH	SILVER	WHITE
UP TO 1803mm	207650	207606
UP TO 2692mm	207651	207609
UP TO 3606mm	207652	207610

Custom made doors

	550 - 900mm	901 - 1200mm
SILVER FRAME SINGLE PANEL DOORS*	146340	146341
WOOD FRAME SINGLE PANEL DOORS*	146350	146351

All finishes are available for Custom Made doors

*All custom sliding doors come with colour matched trackset out to size & soft close as standard

Custom door trackset

INCLUDED
<ul style="list-style-type: none"> Custom Made door tracksets are included and cut to size Colour matched to frame choice

You cannot mix fixed widths and custom doors in the same opening.

How many doors do you need?

Our Fixed Size doors fit an opening height of 2260mm and can fit opening widths from 1200mm - 3606mm.

Ideal opening width	2	Door size	Track length
1195mm		610mm	1903mm
1499mm		762mm	1903mm
1803mm		914mm	1903mm

Ideal opening width	3	Door size	Track length
1780mm		610mm	1903mm
2236mm		762mm	1903mm
2692mm		914mm	1903mm

Ideal opening width	4	Door size	Track length
2390mm		610mm	1903mm
2998mm		762mm	1903mm
3606mm		914mm	1903mm

Fitting accessories

If you need to adjust your opening for any reason we have fitting accessories that can help, see page 26.

Minimalist

The Minimalist range makes a bold statement in any home.

Available in a variety of glass and mirror finishes, all available with an aluminium frame.

Door designs



2 panel

The top and bottom panel come in the same glass finish.

Door sizes



Fixed Size

(H) Fits opening height of 2260mm

(W) 3 widths available (610, 762 & 914mm)

Custom Made

(H) Made to fit opening heights from 1150 - 2480mm

(W) Made to fit opening widths from 1100 - 4555mm

Door finishes



Mirror*



Grey mirror



Pure white glass



Arctic white glass*



Cappuccino glass*



Dark blue glass



Black glass*



Slimline handle

* Finishes & frames available to Fixed Size Doors.
All finishes & frames are available for Custom Made Doors.

Frame finishes



Silver



(W)12mm x (D)33mm

PLEASE SEE NEXT PAGE FOR PRODUCT LIST

Take the next step...

- **MEASURE UP:** See page 32 for more details on how to plan your space.
- **ORDER FIXED SIZED DOORS:** Book an appointment with a showroom consultant or visit - wicks.co.uk
- **ORDER CUSTOM MADE DOORS:** Complete the order form on page 27, or call our Sales team to place your order.

STANDARD
STORAGE
INTERIORS

SEE PAGE 29

COMPLIMENTING
END PANELS
& LINERS
AVAILABLE

SEE PAGE 26



Custom made doors - 2 panel doors, Pure White glass & Silver frame.



2 Panel

2 PANEL	FRAMES	FINISH	610mm	762mm	914mm
	Silver	Arctic White Glass	207159	207160	207167
		Black Glass	207157	207161	207166
		Cappuccino Glass	207158	207162	207166
		Mirror	207160	207164	207168

We understand that matching colours and designs is important. To order your samples visit: spacepro.co.uk/order-a-swatch/



Tracksets

Fixed sized doors

NOT INCLUDED Tracksets to be purchased separately with Fixed Size doors

LENGTH	SILVER
UP TO 1833mm	207171
UP TO 2743mm	207172
UP TO 3660mm	207173



Custom made doors

	550 - 900mm	901 - 1200mm
CUSTOM MADE 2 PANEL DOORS*	207159	207170

All finishes are available for Custom Made doors

*All custom sliding doors come with colour matched trackset cut to size & soft close as standard

Custom door trackset



INCLUDED

- Custom Made door tracksets are included and cut to size
- Colour matched to frame choice

You cannot mix fixed widths and custom doors in the same opening.

How many doors do you need?

Our Fixed Size doors fit an opening height of 2260mm and can fit opening widths from 1200mm - 3606mm.

Ideal opening width	2	Door size	Track length
1200mm		610mm	1803mm
1504mm		762mm	1803mm
1808mm		914mm	1803mm

Ideal opening width	3	Door size	Track length
1700mm		610mm	1803mm
2246mm		762mm	1803mm
2702mm		914mm	1803mm

Ideal opening width	4	Door size	Track length
2400mm		610mm	1803mm
3308mm		762mm	1803mm
3516mm		914mm	1803mm

Fitting accessories

If you need to adjust your opening for any reason we have fitting accessories that can help, see page 26.

Loft Doors

Heritage Loft Sliding Doors are perfectly designed to maximise storage space in any attic room.

Choose from a range of glass, mirror and wood effect options to create your own look. These doors are ideal for areas where your ceiling height is limited.

Door designs



Single panel

Door sizes



Fixed Size

(H) Fits opening height of 1150mm

(W) 3 widths available (610, 762 & 914mm)

Custom Made

(H) Made to fit opening heights from 700 - 1150mm

(W) Made to fit opening widths from 1100 - 4555mm

Door finishes



White panel*



Cashmere panel*



Stone Grey panel*



Oak panel*



Walnut panel*



Mirror*



Grey mirror



Pure white glass



Arctic white glass



Cappuccino glass



Dark blue glass



Black glass

* Finishes & frames available to Fixed Size Doors.
All finishes & frames are available for Custom Made Doors.

Frame finishes



White



Silver



Oak wood effect



Walnut wood effect

PLEASE SEE NEXT PAGE FOR PRODUCT LIST



(W)26mm x (D)26mm

Take the next step...

- **MEASURE UP:** See page 32 for more details on how to plan your space.
- **ORDER FIXED SIZED DOORS:** Book an appointment with a showroom consultant or visit - wikes.co.uk
- **ORDER CUSTOM MADE DOORS:** Complete the order form on page 27, or call our Sales team to place your order.



STANDARD STORAGE INTERIORS
SEE PAGE 29

COMPLIMENTING END PANELS & LINERS AVAILABLE
SEE PAGE 26

Cashmere panels with white frame.



Grey Mirror with silver frame

Single Panel

SINGLE PANEL	FRAMES	FINISH	610mm	762mm	914mm
	White	White panel	234874	234881	234888
	Silver	Arctic white glass	234878	234885	234892
		Black glass	234876	234883	234890
		Cappuccino Glass	234877	234884	234891
		Mirror	234879	234886	234893
		Walnut	Mirror	234880	234887
	Oak	Mirror	234875	234882	234889

Don't forget your fixing accessories

To fix the top track to a sloping ceiling you will need an angled ceiling bracket.



ANGLED CEILING BRACKETS (PACK OF 2)	COLOUR	CODE
	White	234895

Tracksets

Fixed sized doors

NOT INCLUDED Tracksets to be purchased separately with Fixed Size doors



LENGTH	SILVER	WHITE
UP TO 1803mm	207650	207608
UP TO 2692mm	207651	207609
UP TO 3606mm	207652	207610

Custom made doors

	558 - 900mm	901 - 1200mm
CUSTOM MADE SINGLE PANEL DOORS*	177919	177920
CUSTOM MADE 3 PANEL DOORS*	177921	177922

All finishes are available for Custom Made doors

*All custom sliding doors come with colour matched trackset cut to size & soft close as standard

Custom door trackset



INCLUDED

- Custom Made door tracksets are included and cut to size
- Colour matched to frame choice

You cannot mix fixed widths and custom doors in the same opening.

How many doors do you need?

Our Fixed Size doors fit an opening height of 2260mm and can fit opening widths from 1200mm - 3606mm.

Ideal opening width	2	Door size	Track length
1195mm		610mm	1803mm
1499mm		762mm	1803mm
1803mm		914mm	1803mm

Ideal opening width	3	Door size	Track length
1780mm		610mm	1803mm
2236mm		762mm	1803mm
2692mm		914mm	1803mm

Ideal opening width	4	Door size	Track length
2390mm		610mm	1803mm
2998mm		762mm	1803mm
3606mm		914mm	1803mm

Fitting accessories

If you need to adjust your opening for any reason we have fitting accessories that can help, see page 26.

Fitting Accessories

Use our fitting accessories help build your opening space. If ceilings are too high, or end panels are required, then these accessories will help create the ideal opening needed for your sliding wardrobe.




A Spacer Blocks (pack of 10)
Reduces gaps by up to 120mm
218444



B Opening Height Reducer
Reduces gaps between 127-457mm
234896



C Angled Ceiling Bracket (pack of 2)
To fix the top track to a sloping ceiling you will need an angled ceiling bracket.
234895



End panels & liners

These are a fantastic way to create the look you want.

In addition to wall to wall, sliding door wardrobes can also be created using end panels and liners.

End panels can be used for both wall to end panel or end panel to end panel. Liners can be used alongside our fitting accessories to reduce height or to build in from a wall.

Liners H2800 x W90 x D18mm

End Panels H2800 x W620 x D18mm



Finishes



FINISHES	A - LINERS	B - END PANELS (INCLUDES PACK OF FIXING BLOCKS)
Oak	207222	207204
Silver	207225	207205
Walnut	207223	207206
White	207224	207207
Black	207226	207208
Cashmere	207261	207220
Stone Grey	207292	207221

Custom Made Doors Order Form

1 What's your space

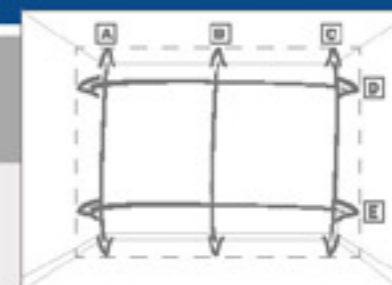
Minimum - Maximum opening dimensions

Opening height: 1200mm - 2480mm
Opening width: 1200mm - 4550mm

Measure your opening height and width at the five points indicated on the diagram to the right. This measurement is best taken approx. 600mm from the back wall to allow for your storage system.

Please take into account any obstructions such as coving, skirting, radiators etc. Either remove these or build an unobstructed opening around them.

Referring to the diagram, note your opening heights (A-C) & opening widths (D-E) in the boxes to the right.



Our custom doors come with colour matched tracklets cut to fit into your opening width.

A-C Opening Height

A: mm

B: mm

C: mm

D-E Opening Width

D: mm

E: mm

Note: Please ensure all measurements are stated in mm.

2 Select how many doors you need



2 doors:
From 1200 to 2550mm wide.
Tick here:



3 doors:
From 1600 to 3550mm wide.
Tick here:



4 doors:
From 2150 to 4550mm wide.
Tick here:

Note: Due to the amount of overlaps that may be required, the individual door widths may vary slightly in relation to your calculated size.

Soft close included on all doors.

3 Choose your preferred door range

To work out which door size is required (SKU), divide measurement E by number of doors. Note: You can not mix the door ranges in your order, only one is allowed.

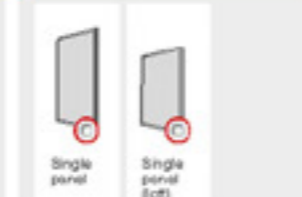
Custom door ranges

Tick the range you want

Linear silver frame

Heritage / Heritage Loft wood effect or silver frames

Linear silver frame 4 panel



Shaker unicolour or wood effect frame

Minimalist silver frame

Heritage wood effect frame single panel

Heritage silver frame single panel



Shaker single panel

Shaker 3 panel

Minimalist silver frame 2 panel

Fill in the relevant table below for your choice of door. Please note: You can not mix door ranges.

	Design 1	Design 2
Panel		

Note: The 4 panel door comes in 1 finish only.

Panels	Top	Top
	Middle	Middle
	Bottom	Bottom

Panel		
Frame		

Panel		
Frame		

Panel		
Frame		

Panels	Top	Top
	Middle	Middle
	Bottom	Bottom

Panel		
Frame		

Panel		
Frame		

Quantity	Number of design 1	Number of design 2

4 For store use

Customer/Store

Customer details (Please write clearly in block capital letters)

Customer

Store name / No.

Store purchase order No.

Store DPL No.

Ordered by colleague name

Name

Address

Postcode Email

Contact tel. Customer order date

Note: All items are made according to your measurements and panel choices. Products can not be refunded or exchanged unless damaged or faulty. This does not affect your statutory rights.

Your data is used and stored in compliance with The General Data Protection Regulation (GDPR). If you have any questions, please contact hdbc.com (UK Sheffield).

Customer signature:

Date:

Standard Storage System

Our standard shelf & hanger bar and tower unit storage solutions provide a quick and effective way to organise your belongings.

Choose to have all shelves or shelves and drawers in the tower unit, as well as colour matched wood effect finishes to our sliding doors range.



Shelf & hanger bar

Standard storage units fit a maximum of 2500mm wide x 500mm deep.

Tower Units

Available in two widths of 450mm and 600mm.

Both units measure 2100mm high and are designed to fit an opening width (inc' hanger bars) of 2800mm wide x 500mm deep.

Finishes



STORAGE	OAK	WHITE	WALNUT	CASHMERE	STONE GREY
3 Drawer 450 Tower (4 Shelves) 1 Hanger Bar	207174	207175	207176	207177	207178
450 Tower (5 shelves) 1 Hanger Bar	207179	207180	207181	207182	207183
3 Drawer 600 Tower (4 Shelves) 1 Hanger Bar	207187	207188	207185	207184	207186
600 Tower (5 shelves) 1 Hanger Bar	207197	207198	207195	207194	207196
Standard Storage Kit 1200-2400mm	207199	207200	207201	207202	207203

Aura Storage System

Aura offers an innovative way to organise your home.

This innovative modular storage system offers a wide range of accessories making it ideal for getting the storage you actually need.



	STORAGE	WIDTH	CODE
1	Small Drawer Kit	550mm	218492
2	Large Drawer Kit	900mm	218491
3	Small Wide Shelf	550mm	218493
4	Large Wide Shelf	900mm	218494
5	Steel Shelf Bracket (pk of 2)	-	218487
6	Telescopic Hanger Bar	700-1300mm	218488

	STORAGE	WIDTH	CODE
7	Telescopic Stanchion	2110-2700mm	218489
8	Steel Trouser Rack	900mm	218490
9	Steel Shoe Rack	-	218495
10	Drawer Support Bracket (pk of 2)	-	218496
11	Fixed Length Hanger Bar	550mm	218497

Finish



White

Starter Kits

We have created 6 starter kits for you to use to help kick start your wardrobe interior. Choose your preferred size / layout and simply add on more components from the table above to make it personalised for you.



	STORAGE	INCLUDES	WIDTH	HEIGHT	LENGTH	CODE
12	Wardrobe Kit Small	2 x adjustable vertical stanchions, 2 x adjustable hanger bars	750 - 1350 mm	2110 - 2700 mm	2100 - 3000 mm	218485
13	Wardrobe Kit Large	2 x adjustable vertical stanchions, 4 x shelves, 2 x adjustable hanger bars	2000 - 3200 mm	2110 - 2700 mm	2000 - 3200 mm	218486
14	Stanchion & shelf kit 1	2 x adjustable vertical stanchions, 1 x adjustable hanger bar, 2 x 550mm shelves, 1 x 550mm drawer unit	1300 - 1900 mm	2110 - 2700 mm	1300 - 1900 mm	218499
15	Stanchion & shelf kit 2	2 x adjustable vertical stanchions, 2 x adjustable hanger bars, 2 x 550mm shelves, 1 x 550mm drawer unit	2000 - 3200 mm	2110 - 2700 mm	2000 - 3200 mm	218500
16	Stanchion & shelf kit 3	2 x adjustable vertical stanchions, 2 x adjustable hanger bars, 2 x 900mm shelves, 1 x 900mm drawer unit	2350 - 3550 mm	2110 - 2700 mm	2350 - 3550 mm	218501
17	Stanchion & shelf kit 4	2 x adjustable vertical stanchions, 2 x adjustable hanger bars, 1 x fixed 550mm hanger bar, 2 x 900mm shelves, 2 x 550mm shelves, 1 x 900mm drawer unit, 1 x 550mm drawer units	2500 - 4700 mm	2110 - 2700 mm	2500 - 4700 mm	218502

**CAN BE
MADE TO FIT
ANY CEILING
HEIGHT FROM
2.1-2.7M
HIGH**



Planning your sliding wardrobe

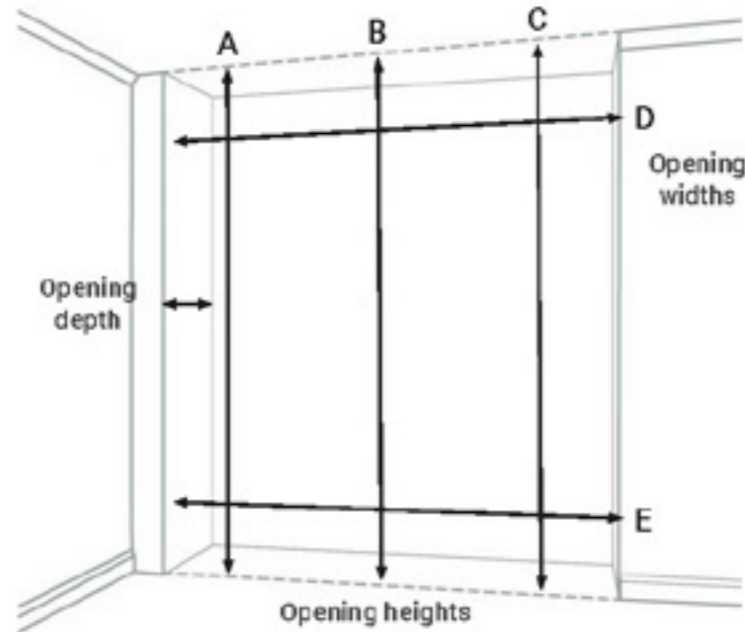
1. Measure up

It's really important to prepare your project by measuring up your space to ensure your doors fit correctly.

Height – No ceiling and floor are perfectly level so to ensure our doors fit correctly we need 3 measurements A, B and C. Our doors are made to the smallest height to guarantee the doors slide effortlessly.

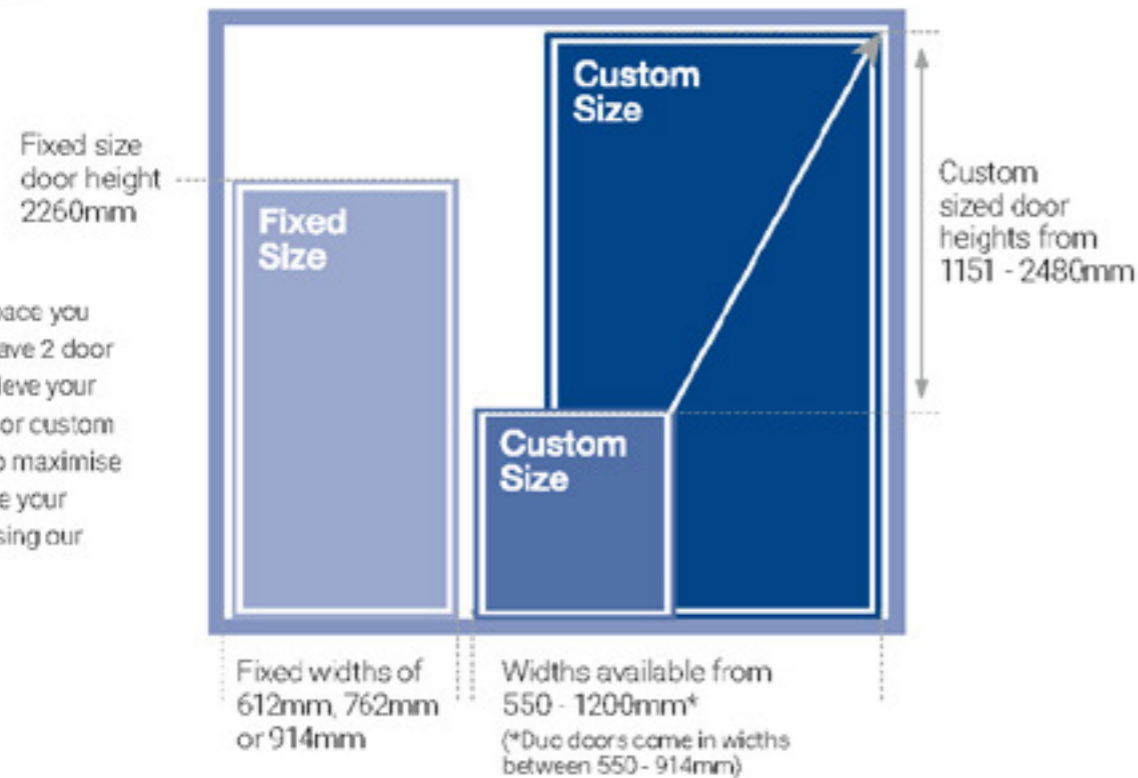
Width – Measure at the top and bottom of your space D and E.

Depth – Our interior systems require a minimum depth of 620mm.




2. Identify your space

Once you know what space you have to work with, we have 2 door options to help you achieve your project. Using our fixed or custom doors you will be able to maximise your space and organise your belongings with ease using our sliding wardrobes.



3. Choose fixed or custom made doors



Build down

If you need to prepare your opening space use our range of fitting accessories.

Selected panel choices

Available in our most popular colours and finishes.

Build to an end panel

Create a space that works for you by building to an end panel.

Fixed sized doors

Suited to those that are DIY savvy. Fits an opening space of 2260mm high and up to 3606mm wide.

Doors come in 3 widths: 610, 762 and 914mm.

- Trackset sold separately
- Selected glass and panel options available
- Build or adjustment of your opening may be required



Tracksets included

To match your door frame and arrive already cut to size for your opening space.

Wider choice of panels...

Including on-trend colours and more ways to personalise your door with different configurations.

Fits all spaces

Made to your exact opening space so installation is straight forward.

Custom made doors

Simple installation with little effort required. Made to fit an opening space from 700 to 2480mm high and up to 4555mm wide.

- Made to fit any opening space
- Colour matched trackset is included
- More glass and panel options available
- Simply fit your tracks then your doors
- Will take you approximately between 2 - 3 hours
- Soft close comes as standard on custom sized doors

Number of overlaps required:

2 door opening



1 Overlap

3 door opening



2 Overlaps

4 door opening

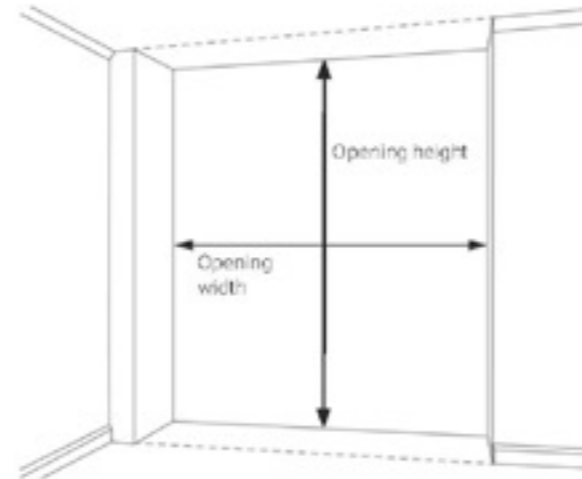


2 Overlaps

Plan your storage space

1. Measure up

It's really important to prepare your project by measuring up your space. This will ensure your storage systems fit perfectly and inform what you do.



2. Choose your storage system


Now you have your measurements, you can start to plan your interior storage solution. Spacepro stanchion based systems can run from floor to ceiling or floor to wall depending on your space and needs.

3. Plan your storage

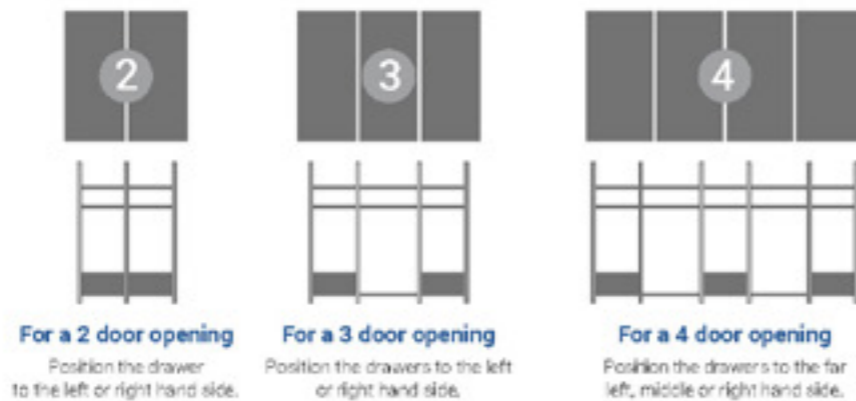
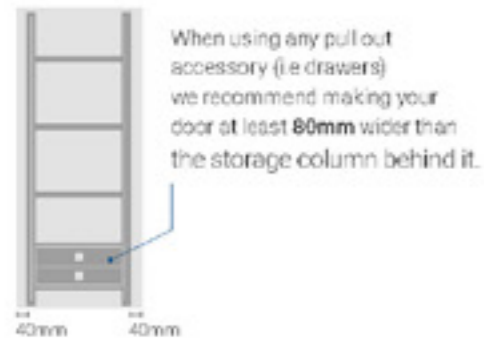
Start with one column on the left of your space and then add on additional columns until you have filled your space. Most accessories are 550mm or 900mm but our adjustable hanger bars can be used to fill in that extra space.

Aura Stanchion width 25mm
 For 550mm accessories, Width plus 2 stanchions = 600mm
 For 900mm accessories, Width plus 2 stanchions = 950mm

Using Aura storage system:
 4x Aura stanchions = 100mm 2x 550mm accessories = 1100mm
 1x 500mm accessories = 900mm Total Width needed = 2100mm
 (Relax total equivalent = 2120mm)



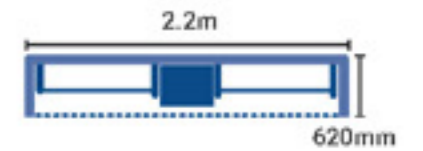
Accessory placement & arrangement with doors



Look at what you can achieve with the Spacepro interior storage systems



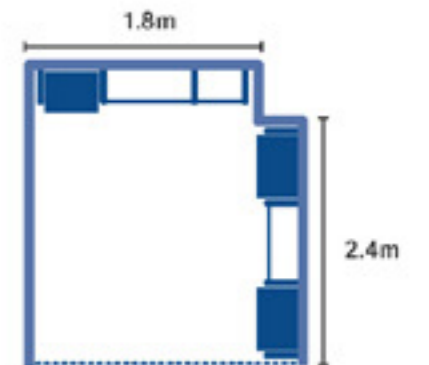
Create a flexible reach-in wardrobe, perfect for any home and space.



We recommend a reach in wardrobe to be a minimum of 620mm deep to fit your hangers comfortably.



Or create a luxurious Walk-in wardrobe using the same modular system.



With just 1.2m you can get your very own glamorous walk-in wardrobe.



visit www.wickes.co.uk or call 0330 123 4123

in partnership with
space·pro[®]
THE LOOKYOU LOVE



Wickes Building Supplies Limited, Vision House, 19 Colonial Way, Watford, WD24 4JL.

Wickes take every care to ensure that the product design, descriptions, specifications and techniques of constructing our products are accurate at the date of printing. We constantly strive to improve our products and this may result from time to time in changes to our ranges. Please check that design, descriptions, specifications and techniques of construction described in this brochure are still valid at the time of purchase. Colours in this Brochure are as accurate as the print process will allow. © Wickes Building Supplies Limited 2021. All rights reserved. No part of this publication may be produced or transmitted in any form or by any means electronic, mechanical, photocopying, recordings or otherwise or stored in any retrieval system of any nature without the written permission of the copyright holder and the publisher.