



**Wickes**

**Appliances**



# Why choose an appliance from Wickes?



From ovens to dishwashers, washing machines to wine coolers, we've got a wide range of appliances to suit you and your budget.



**Expert design service**

Because we know our free-standing and integrated appliances so well, we can design with style and function in mind



**An installation service you can trust**

Our Wickes Approved Installers will fit each appliance just as the manufacturer recommends



**Flexible payment options**

We can find appliances and payment plans to help your budget go further



**Product demonstrations**

Your dedicated Design Consultant can demonstrate the features and benefits of our appliances in person or during a virtual appointment



**Quality guaranteed**

All our appliances come with standard manufacturers' warranties\*



**Top brands**

We offer a choice of market-leading brands and state-of-the-art technology

# Contents

<b>Ovens</b>	<b>4-11</b>
Built In Single Ovens	8-10
Built In Double Ovens	10
Built Under Double Ovens	11
<b>Hobs</b>	<b>12-19</b>
Gas Hobs	15
Gas on glass Hobs	16
Ceramic Hobs	16-17
Induction Hobs	17-19
Modular Hob	19
<b>Hoods</b>	<b>20-27</b>
Designer Hoods	21
Chimney Hoods	22-23
Island Hoods	24
Canopy/Integrated/Ceiling Hoods	25-26
Extras	26
<b>Samsung</b>	<b>28-29</b>
<b>Rangemaster</b>	<b>30-39</b>
Rangemaster Infusion	31
Rangemaster Range Cookers	32-37
Rangemaster Hoods	38-39
<b>Leisure</b>	<b>40-42</b>
Leisure Range Cookers	40-41
Leisure Hoods	42
<b>Compact appliances</b>	<b>44-47</b>
Compact & Microwave Ovens	44-46
Coffee Machines	47
Warming Drawers	47
<b>Dishwashers</b>	<b>48-51</b>
45cm Dishwashers	49
60cm Dishwashers	50-51
<b>Laundry</b>	<b>52-55</b>
Washing Machines	53
Washer Dryers	54
Tumble Dryers	54
<b>Cooling</b>	<b>56-63</b>
Fridges	58
Freezers	59
Fridge Freezers	59-62
Side by Side Fridge Freezers	62
Wine Coolers	63

\*Please ask your Design Consultant for more details by product.



# Ovens



We offer innovative technology for every cook and stylish designs for every decor.



## Steam cooking

Cooks more evenly and enhances flavours and textures by preserving more of your food's nutrients. Delivers heat more effectively so you can cook at lower temperatures.

## Multifunction cooking

Combines all the benefits of grill, fan, conventional or microwave cooking into one single oven – perfect if space is at a premium.



## Fan cooking

Distributes heat more evenly so you can cook faster using lower temperatures, saving you money and time.

# Keeping control

## Command wheel

Current cooking settings shown on a clear colour LCD display, controlled by a responsive command wheel.



## Touch

Touch controls are easy to use and add a sleek and sophisticated look to the kitchen.



## Retractable

Deluxe retractable controls and an interactive LCD display provide a flush finish for easy cleaning.



## Rotary

A traditional oven knob for simple programme and temperature selection.




## Oven controls

Experience cooking with maximum ease, comfort and style at your fingertips.



# Cleaning



## Easy cleaning enamel

A smooth enamel lining makes it quick and simple to wipe away grease and spillages from the oven's interior.

## Steam cleaning

A special pre-set programme helps you to loosen food residue inside the oven for easier cleaning.

## Pyrolytic cleaning

This is a self-cleaning programme that heats the oven up to 500°C whilst safely locking the door during the session. Food residue is turned to ash for you to simply wipe clean.

## Self cleaning catalytic liners

The special coating on these catalytic-lined cookers and ovens oxidises grease and residue when heated to 200°C, meaning you can clean as you cook.

SAMSUNG

AEG

Electrolux

NEFF






RANGEmaster






ZANUSSI

LEISURE



Built In Single Ovens

					
MODEL	NEFF B3ACE4HN0B	NEFF B47CR32N0B	NEFF B57CR22N0B	NEFF B47CS34H0B	NEFF B57CS24H0B
Code	178421	148469	148470	205964	205965
Description	N50 Slide&Hide® Single Multifunction Oven	N70 Slide&Hide® Single Multifunction Oven	N70 Slide&Hide® Single Multifunction Oven with Pyrolytic Cleaning	N90 Slide&Hide® Single Multifunction Oven with Home Connect	N90 Slide&Hide® Single Multifunction Oven with Home Connect & Pyrolytic Cleaning
Cooking Functions	7	12	12	13	13
Oven Capacity Main (litres)	71	71	71	71	71
Size	Aperture: H 585-595 x W 560-568 x D 550mm	Aperture: H 585-595 x W 560-568 x D 550mm	Aperture: H 585-595 x W 560-568 x D 550mm	Aperture: H 585-959 x W 560-568 x D 550mm	Aperture: H 585-595 x W 560-568 x D 550mm
Electrical Connection	13	16	16	16	16
Energy Rating	A	A+	A+	A	A
Control	Touch Control Timer	Illuminated Shift Control	Illuminated Shift Control	Illuminated Shift Control	Illuminated Shift Control
Additional Features	- EcoClean® back panel - CircoTherm® technology - Slide&Hide®, the oven door the disappears under the oven	- Slide&Hide®, the oven door that disappears under the oven - CircoTherm® technology	- Slide&Hide®, the oven door that disappears under the oven - CircoTherm® technology	- Slide&Hide®, the oven door that disappears under the oven - Home Connect lets you control your appliance via app or smart speaker - EcoClean® roof, back and sides	- Slide&Hide®, the oven door that disappears under the oven - Home Connect lets you control your appliance via app or smart speaker

					
MODEL	AEG BSK798380B	AEG BPK556220M	AEG BPK355020M	AEG BPK948330M	AEG BSK978330M
Code	231736	231739	231742	239027	239030
Description	Single Oven Blackline Connected with Sous Vide	AEG Single Oven SenseCook	Single Oven SteamBake	Connected Pyrolytic Single Oven	Connected Steamcrisp Single Oven
Cooking Functions	22	8	8	17	19
Oven Capacity Main (litres)	70	71	71	71	71
Size	Aperture: H 590 x W 560 x D 550mm	Aperture: H 590 x W 560 x D 550mm	Aperture: H 590 x W 560 x D 550mm	H 590 x W 560 x D 550mm	H 590 x W 560 x D 550mm
Electrical Connection	16	16	16	16	16
Energy Rating	A++	A+	A+	A++	A++
Control	Touch Control	Rotary & Touch Control	Rotary & Touch Control	Command Wheel	Command Wheel
Additional Features	- Connected cooking	- Food sensor	- Self Cleaning SteamBake with PlusSteam function - Pyrolytic	- Connected Via My AEG app - Pyrolytic - Food probe	Connected cooking

Built In Single Ovens


					
MODEL	AEG BPK748380B	AEG BPK748380M	AEG BEK355020M	Electrolux KOFEH40X	Electrolux KOFDP40X
Code	239031	239036	236354	206179	206180
Description	Connected Pyrolytic Single Oven	Connected Sensecook Single Oven	AEG SteamBake Multifunction Oven	Single Multifunction Oven	Single Multifunction Oven with Pyrolytic Cleaning
Cooking Functions	16	16	8	9	10
Oven Capacity Main (litres)	71	71	71	71	71
Size	H 590 x W 560 x D 550mm	H 590 x W 560 x D 550mm	Aperture: H 590 x W 560 x D 550mm	Aperture: H 590 x W 560 x D 550mm	Aperture: H 590 x W 560 x D 550mm
Electrical Connection	16	16	16	16	16
Energy Rating	A++	A++	A+	A	A+
Control	Touch	Touch	Rotary & Touch	Rotary	Rotary
Additional Features	TFT Display - Connected Via My AEG app - Pyrolytic - Food probe	- TFT Display - Connected Via My AEG app - Pyrolytic - Food probe	- SteamBake with PlusSteam function	- SurroundCook cooks everything evenly - Airfry -Pyrolytic	- LED timer display suggests temperatures based on selected cooking functions

					
MODEL	Electrolux KOEBP01X	Zanussi ZOHNX3X1	Zanussi ZZP35901XK	Zanussi ZOPNA7K1	Zanussi ZOPNA7X1
Code	206181	231733	206182	231735	231840
Description	Single Multifunction Oven with Pyrolytic Cleaning	Built In Electric Single Oven	Single Multifunction Oven with Pyrolytic Cleaning	AirFry Single Oven Black	AirFry Single Oven Stainless Steel
Cooking Functions	17	6	9	8	8
Oven Capacity Main (litres)	71	72	56	72	72
Size	Aperture: H 590 x W 560 x D 550mm	Aperture: H 590 x W 560 x D 550mm	Aperture: H 593 x W 560 x D 550mm	Aperture: H 590 x W 560 x D 550mm	Aperture: H 590 x W 560 x D 550mm
Electrical Connection	16	16	13	16	16
Energy Rating	A+	A+	A+	A+	A+
Control	Touch	Rotary & Touch Control	Rotary	Rotary & Touch Control	Rotary & Touch Control
Additional Features	- Pyrolytic	- The Series 20 FanCook Oven circulates hot air heat with its fan and ring element.	- Smooth enamel interior for less grime and an easier clean - Anti-fingerprint coating keeps the oven looking clean - Pyrolytic	- Airfry -Pyrolytic	- Airfry -Pyrolytic



Built In Single Ovens

		
MODEL	Zanussi ZOPNX6X2	Zanussi ZOCND7X1
Code	231734	231740
Description	Built In Electric Single Oven	Built In Electric Single Oven
Cooking Functions	7	6
Oven Capacity Main (litres)	72	72
Size	Aperture: H 590 x W 560 x D 550mm	Aperture: H 590 x W 560 x D 550mm
Electrical Connection	16	16
Energy Rating	A+	A+
Control	Rotary & Touch Control	Rotary & Touch Control
Additional Features	-Pyrolytic	- The Series 20 Fan Cook Oven circulates hot air heat with its fan and ring element.

Built In Dual Zone Ovens

	
MODEL	Samsung NV75N7677RS/EU
Code	208099
Description	Dual Cook Flex Oven
Cooking Functions	9
Oven Capacity (litres)	75
Size	H 595 x W 595 x D 570mm
Under Counter	–
Electrical Connection	Requires Hard-Wiring by an electrician
Energy Rating	A+
Control	Touch & Dial
Additional Features	- Dual Cook Flex - Pyrolytic cleaning - WiFi Connection - AutoCook Programs

Built Under Double Ovens

				
MODEL	NEFF J1ACE2HN0B	AEG DUK731110M	Electrolux KDFEC40UX	Zanussi ZPCNA4X1
Code	178424	157621	206012	239042
Description	N50 Built Under Double Multifunction Oven	Built Under Double Multifunction Oven	Built Under Double Multifunction Oven	Built Under AirFry Double Oven
Cooking Functions	Main 6Top 4	Main 10Top 7	Main 5Top 5	Main 10Top 6
Oven Capacity (litres)	Main 47Top 34	Main 46Top 40	Main 46Top 46	Main 45Top 42
Size	H 717 x W 594 x D 550mm Aperture: H 720 x W 560 x D 550mm	Aperture: H 720 x W 600 x D 550mm	Aperture: H 720 x W 600 x D 550mm	H 720 x W 600 x D 550mm
Under Counter	✓	✓	✓	✓
Electrical Connection	25	30	30	30
Energy Rating	A - Main / B - Top oven	A	A	A
Control	Retractable Rotary	Touch	Retractable Rotary	Retractable
Additional Features	- CircoTherm® - Neff Design Retractable controls and LCD display	- Heat-activated catalytic cleaning	- Catalytic cleaning absorbs grease and self-cleans at 250°C	- AirFry function - Catalytic liners

Built In Double Ovens


				
MODEL	NEFF U1ACE5HN0B	AEG DCK731110M	Electrolux KDFEE40X	Zanussi ZKCNA4X1
Code	178423	157620	206011	239041
Description	N50 Built In Double Multifunction Oven	Built In Double Multifunction Oven	Built In Double Multifunction Oven	Built in Airfry Double Oven
Cooking Functions	Main 7Top 4	Main 10Top 8	Main 8Top 5	Main 10Top 6
Oven Capacity (litres)	Main 71Top 34	Main 68Top 43	Main 68Top 43	Main 61Top 42
Size	H 888 x W 594 x D 550mm Aperture: H 875-888 x W 560 x D 550mm	Aperture: H 875 x W 560 x D 550mm	Aperture: H 888 x W 594 x D 568mm	H 875 x W 560 x D 550mm
Under Counter	–	–	–	–
Electrical Connection	32	30	30	30
Energy Rating	A - Main / B - Top oven	A	A	A
Control	Retractable Rotary	Touch	Retractable Rotary	Retractable
Additional Features	- CircoTherm® - EcoClean® Direct: Back, roof & sides - Neff Design Retractable controls and LCD display	- Heat-activated catalytic cleaning		- AirFry function - Catalytic liners





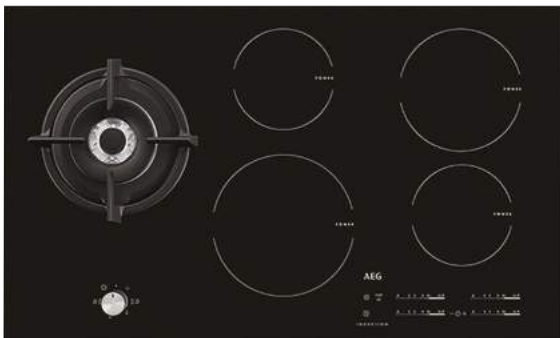
# Hobs

From gas to induction, our hobs offer their own benefits and features with various burners and cooking zone options.




# Induction

Induction technology is the fastest, safest and most energy efficient way to cook on a hob, heating the pan directly with no pre-heat required.








# Dual fuel



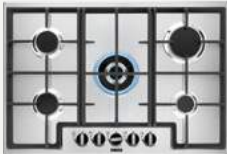


Get the best of both worlds with our dual fuel hob. Choose whether to use gas or electric to get your cooking just the way you want it.



# Gas





A traditional choice that provides controlled cooking with instant heat and flexibility. All gas hobs feature flame safety devices for your peace of mind.

					
MODEL	NEFF T26DS49N0	NEFF T27DS59N0	AEG HGB75420YM	AEG HGB64420YM	AEG HGB95522YM
Code	205961	205962	231752	231756	239019
Description	N70 60cm 4 Burner Gas Hob	N70 75cm 5 Burner Gas Hob	75cm Slim Gas Hob	60cm Slim Gas Hob	90cm Gas Hob
Zones	4	5	5	4	5
Electrical Connection (amps)	3	3	13	13	13
Flame Safety Device	✓	✓	✓	✓	✓
Size	H 45 x W 582 x D 520mm Aperture: W 560-562 x D 480-490mm	H 45 x W 750 x D 520mm Aperture: W 560-562 x D 480-490mm	H 40 x W 745 x D 510mm Aperture: W 560 x D 480mm	H 40 x W 594 x D 510mm Aperture: W 560 x D 480mm	W 857 x D 520mm Aperture: H 60 x W 830 x D 480mm
Additional Features	- FlameSelect can adjust the flame precisely in 9 steps	- FlameSelect can adjust the flame precisely in 9 steps - Wok burner	- Step power controls - Wok burner - Slimline frame - Black glass inlay - High efficiency burners	- Step power controls - Wok burner - Slimline frame - Black glass inlay - High efficiency burners	- StepPower controls - Cast iron supports

					
MODEL	Electrolux KGS6436X	Electrolux KGS7536X	Zanussi ZGNN755X	Zanussi ZGNN645X	Zanussi ZGNN642X
Code	178443	178444	231751	231755	231754
Description	60cm 4 Burner Gas Hob	75cm 5 Burner Gas Hob	75cm Gas Hob	60cm Gas Hob	60cm Gas Hob
Zones	4	5	5	4	4
Electrical Connection (amps)	13	13	13	13	13
Flame Safety Device	✓	✓	✓	✓	✓
Size	H 40 x W 595 x D 510mm	H 40 x W 744 x D 510mm	H 40 x W 744 x D 510mm Aperture: W 560 x D 480mm	H 40 x W 594 x D 510mm Aperture: W 560 x D 480mm	H 40 x W 594 x D 510mm Aperture: W 560 x D 480mm
Additional Features	- 4kW wok burner - Speed burner designed to reach the bottom of pans quickly, saving up to 20% energy - New slimmer depth	- 4kW wok burner - Speed burner designed to reach the bottom of pans quickly, saving up to 20% energy - New slimmer depth	- Wok burner - Slimline frame - High efficiency burners	- Wok burner - Slimline frame - High efficiency burners	- Slimline frame - High efficiency burners





Gas on glass Hobs

				
MODEL	NEFF T26CA42S0	NEFF T27CA59S0	NEFF T29TA79N0	AEG HKB75450NB
Code	157603	157602	157604	239016
Description	N70 60cm 4 Burner Gas Hob	N70 75cm 5 Burner Gas Hob	N90 90cm 5 Burner Gas Hob	75cm Gas on Glass Hob
Zones	4	5	5	5
Electrical Connection (amps)	3	3	3	13
Flame Safety Device	✓	✓	✓	✓
Size	H 45 x W 590 x D 520mm Aperture: W 560-562 x D 480-490mm	H 45 x W 752 x D 520mm Aperture: W 560-562 x D 480-490mm	H 45 x W 918 x D 546mm Aperture: W 850-852 x D 500-502mm	H 40 x W 740 x 510mm
Additional Features	- FlameSelect adjusts gas flow precisely in 9 increments - 7-segment digital display with residual heat indicator - Easy-to-clean glass surface	- FlameSelect adjusts gas flow precisely in 9 increments - 7-segment digital display with residual heat indicator - Wok burner - Easy-to-clean glass surface	- FlameSelect adjusts gas flow precisely in 9 increments - Dual flame system for high temperatures up to 6kW - Easy-to-clean glass surface	- StepPower controls - LED timer - Hob2Hood connected






				
MODEL	AEG HKB95450NB	AEG HKB64450NB	Zanussi ZGGN755K	Zanussi ZGGN645K
Code	239017	239018	231750	231753
Description	90cm Gas on Glass Hob	60cm Gas on Glass Hob	75cm Gas on Glass Hob	60cm Gas on Glass Hob
Zones	5	4	5	4
Electrical Connection (amps)	13	13	13	13
Flame Safety Device	✓	✓	-	-
Size	H 40 x W 880 x D 510mm	H 40 x W 590 x D 520mm	H 45 x W 740 x D 510mm Aperture: W 560 x D 480mm	H 45 x W 590 x D 510mm Aperture: W 560 x D 480mm
Additional Features	- StepPower controls - LED timer - Hob2Hood connected	- StepPower controls - LED timer - Hob2Hood connected	- Wok burner - High efficiency burners	- Wok burner - High efficiency burners






Ceramic Hobs

	
MODEL	Zanussi ZHRN643K
Code	231746
Description	60cm 4 Zone Ceramic Hob
Control	Touch
Zones	4
Electrical Connection (amps)	30
Size	H 38 x W 590 x D 520mm Aperture: W 560 x D 490mm
Additional Features	- Additional flexibility with the extendable zone - Total hob management with touch controls and timer functions - Residual heat indicators - Control Position: Front Right






	
MODEL	Electrolux EHF6241FOK
Code	305040
Description	60cm 4 Zone Ceramic Hob
Control	Touch
Zones	4
Electrical Connection (amps)	30
Size	H 38 x W 590 x D 520mm Aperture: W 560 x D 490mm
Additional Features	- Bevelled frame - Easy install - Control Position: Front Right






Induction Hobs

					
MODEL	Samsung NZ64N9777GK/E1	NEFF T58TL6EN2	NEFF T68TS6RN0	NEFF N53TD40N0	NEFF T46FD53X2
Code	208101	231674	178427	157599	210026
Description	60cm Induction Hob	80cm 2 Flex Zone Venting Induction Hob	N90 80cm Hob to Hood Induction Home Connect	N70 30cm Flex Induction Hob	N70 60cm 4 Zone Induction Hob
Control	Touch	TwistPadFire®	TwistPadFire®	✓	✓
Zones	4	4	4 2 Flex zones	2	4
Electrical Connection (amps)	Requires Hard-Wiring by an electrician	30	30	16	16
Size	H 56 x W 600 x D 520mm	H 223 x W 826 x D 546mm Aperture: W 750-752 x D 490- 492mm	H 51 x W 750 x D 490mm Aperture: W 750-780 x D 490- 500mm	H 58 x W 306 x D 546mm Aperture: H 51 x W 270 x D 490mm	H 51 x W 592 x D 522mm Aperture: H 51 x W 560 x D 490-500mm
Additional Features	- Virtual Flame Technology™ - Flex Zone Plus - WiFi Connectivity - Auto Connected® - Safety Shutoff - Child Safety Lock	- Integrated Ventilation with 622 m³/h extraction rate - 17 power levels - 2 Flex Induction Zones - place your pots and pans anywhere within the flex zone - TwistPadFire® is a removable, magnetic control knob that gives you precise, convenient control over all cooking zones	- TwistPad® Fire - Home Connect - Hob Hood Control - Power Move - 3 levels - Frying Sensor - 5 levels - PowerBoost - PanBoost	- FlexInduction FlexZone lets you place your pots and pans anywhere you want and heats them exactly where they stand - FlexZone is divided into three heating zones: boiling in front, simmering in the middle and warming in the rear	- Combi induction: 2 individual induction cooking zones can be combined to 1 large zone with even heat distribution - Power Boost is an optimised power level function for more flexible and even faster heating




					
MODEL	NEFF T56FT60X0	NEFF T48FD23X2	NEFF T59FT50X0	AEG IDK84453iB	AEG IKB64401FB
Code	157597	205967	157598	231744	223853
Description	N70 60cm 4 Zone Induction Hob with TwistPad Control	N70 80cm 5 Zone Induction Hob	N70 90cm 5 Zone Induction Hob with TwistPad Control	83cm Combo Hob	60cm 4 Zone Induction Hob
Control	Twist Pad	Touch	Twist Pad	Touch	Touch
Zones	4	5	5	4	4
Electrical Connection (amps)	16	16	16	30	30
Size	H 51 x W 592 x D 522mm Aperture: H 51 x W 560 x D 490mm	H 51 x W 802 x D 522mm Aperture: H 490-500 x W 750 x D 51mm	H 51 x W 918 x D 522mm Aperture: H 51 x W 880 x D 490mm	H 210 x W 830 x D 510mm Aperture: W 805 x D 490mm	H 44 x W 590 x D 520mm
Additional Features	- TwistPad® is a removable, magnetic control knob that gives you precise, convenient control over all cooking zones - Twin FlexInduction	- TouchControl - Combi induction: 2 individual induction cooking zones can be combined to 1 large zone with even heat distribution	- TwistPad® is a removable, magnetic control knob that gives you precise, convenient control over all cooking zones	- Unique 2in1 design - Integrated hob and hood, 9+ power levels on the hood, hob2hood technology - Grease & charcoal filters included - Red LEDs	- Hob2Hood - DirectAccess heat controls - Child lock - Illuminated controls - Power boost function




Induction Hobs

					
MODEL	AEG IAE64411FB	AEG IPE64551FB	AEG IAE84851FB	AEG IAE84411FB	AEG IKE85431FB
Code	206534	206537	206237	206535	169717
Description	60cm 4 Zone Induction Hob with SenseBoil®	60cm 4 Zone Pure Induction Hob	80cm Induction Hob with Sensefry	80cm 4 Zone Induction Hob with SenseBoil®	80cm 5 Zone Induction Hob
Control	Touch	Touch	Touch	Touch	Touch
Zones	4	4	4	4	5
Electrical Connection (amps)	30	30	30	30	30
Size	H 44 x W 560 x D 490mm	H 44 x W 560 x D 490mm	H 44 x W 780 x D 520mm	H 44 x W 750 x D 490mm	H 44 x W 780 x D 520mm
Additional Features	- MaxiSense® self-sizing cooking zones detect the size and shape of each pan - Power booster function to reach high temperatures extra fast	- Direct Access lets you adjust heat settings faster - MaxiSense® self-sizing cooking zones detect the size and shape of each pan - Power booster function to reach high temperatures extra fast	- Flex zones for larger pans - Induction zones with power booster function	- Self-sizing cooking zones - Hob2Hood - Direct access touch controls - Stop & go - Power boost - Control Position: Front Middle	- Boil Sensor detects rising bubbles and automatically adjusts temperature, reducing it to a controlled simmer - Control Position: Front Middle


					
MODEL	AEG IPE84531FB	AEG IAE84881FB	AEG IKK93431FB	AEG HD955100NB	AEG IAE64421FB
Code	206538	206238	217560	206423	239015
Description	80cm 4 Zone Pure Induction Hob	80cm 4 Zone Induction Hob with SensePro®	90cm 3 Zone MaxiSense® Induction Hob	90cm 4 Zone Induction Hob with Wok Burner	60cm Senseboil Induction Hob
Control	Touch	Touch	Touch	Touch	Touch
Zones	4	4	3	5	4
Electrical Connection (amps)	30	30	30	30	30
Size	H 44 x W 750 x D 490mm	H 44 x W 750 x D 490mm	H 44 x W 910 x D 410mm	H 60 x W 590 x D 520mm	H 44 x W 590 x D 520mm
Additional Features	- Hob2Hood technology for a fresh-smelling kitchen - LED-lit slider controls show active cooking zones for total clarity every time - Get accurate results for each dish with the individual zone timer	- Single, full colour touchscreen provides complete control - Monitor live feedback for each zone and adjust settings accordingly	- Self-sizing cooking zones - Hob2Hood - Direct access touch controls - Stop & go - Power boost	- No need to choose between gas and induction heating any more - This hob gives you the benefits of both, with gas as well as induction cooking zones	- SenseBoil - Touch slide controls - Bridging zone - Pause - Hob2Hood connected


Induction Hobs

			
MODEL	AEG ILB64334CB	Electrolux KIV644	Electrolux LIT604
Code	239021	231793	148375
Description	60cm Plug and Play Induction Hob	60cm Induction Hob	300 60cm 4 Zone Induction Hob
Control	Touch	Touch	Touch
Zones	4	4	4
Electrical Connection (amps)	13	30	30
Size	H 44 x W 590 x D 520mm	H 44 x W 590 x D 520mm Aperture: W 560 x D 490mm	H 44 x W 590 x D 520mm
Additional Features	- Touch controls - Zone timers - Pause - Hob2Hood connected	- Dual bridging zones - Touch slide controls - Stop & go - Auto heat up	- Hob2Hood - Power boost function - Highly responsive sliding controls - Count up timer

			
MODEL	Zanussi ZITN844K	Zanussi ZIAN644K	Zanussi ZITN643K
Code	231748	231747	231745
Description	80cm 4 Zone Induction Hob	59cm 4 Zone Boil Assist Induction Hob	59cm 4 Zone Induction Hob
Control	Touch	Touch	Touch
Zones	4	4	4
Electrical Connection (amps)	30	30	30
Size	H 44 x W 780 x D 520mm Aperture: W 750 x D 490mm	H 44 x W 590 x D 520mm Aperture: W 560 x D 490mm	H 44 x W 590 x D 520mm Aperture: W 560 x D 490mm
Additional Features	- Hob2Hood - Touch slide controls - Stop & go - Auto heat up	- Boil assist - Hob2Hood - Touch slide controls - Stop & go	- Hob2Hood - Touch controls - Auto heat up

Modular Hob

	
MODEL	AEG HC411521GB
Code	205984
Description	36cm Modular 1 Burner Gas Hob
Control	Rotary
Zones	1
Electrical Connection (amps)	10
Flame Safety Device	✓
Size	H 60 x W 340 x D 490mm
Additional Features	- CrystallLine modular system provides flexibility when designing your kitchen to ensure you can reach new culinary heights

	
MODEL	AEG IKE42640KB
Code	231749
Description	36cm Induction Modular Hob
Control	Touch
Zones	2
Electrical Connection (amps)	30
Size	H 44 x W 360 x D 520mm Aperture: W 340 x D 490mm
Additional Features	- ActiveTouch slide controls - Bridging function - Stop & go



# Hoods

## Integrated

Integrated hoods are installed seamlessly, helping to create open living and cooking spaces.



## Island

Make your island the real focus of the kitchen by complementing it with an island hood, combining the practicality of a hood with the elegant design statement of a centrepiece light.

## Designer

Streamlined and elegant, a designer hood will bring a bold and unique feel to your kitchen.



## Chimney

From traditional to ultra-modern styles, these designs will create a stunning statement piece in your home.

				
MODEL	NEFF D65IHM1S0B	NEFF D95IHM1S0B	AEG DVK6981HB	AEG DVE5671HG
Code	157606	157607	231781	231782
Description	N50 60cm Designer Cooker Hood Black	N50 90cm Designer Cooker Hood Black	90cm Designer Hood	60cm Designer Hood
Max. Extraction Rate	700m³/h	700m³/h	720/750m³/h intensive	425/700m³/h intensive
Speed Settings	3 + intensive	3 + intensive	3 + 2 intensive	3 + 1 intensive
Noise Level (ducted recirculated)	58/67 dB(A)	58/67 dB(A)	54/68 dB(A)	54/73 dB(A)
Electrical Connection (amps)	10	10	13	13
Size	H 928-1198 x W 590 x D 499mm	H 928-1198 x W 890 x D 499mm	H (1260-915) 380 x W 896 x D 456mm	H (1265-915) 380 x W 598 x D 418mm
Energy Rating	B	A	A+	A
Additional Features	<ul style="list-style-type: none"><li>- Touch control</li><li>- Intensive speed setting</li><li>- LED lighting</li></ul>	<ul style="list-style-type: none"><li>- Touch control</li><li>- Intensive speed setting</li><li>- LED lighting</li></ul>	<ul style="list-style-type: none"><li>- Charcoal and grease filter included</li><li>- Breeze function</li><li>- Silent tech</li><li>- Hob2Hood</li><li>- Chimney section included</li><li>- Touch on glass control</li></ul>	<ul style="list-style-type: none"><li>- Charcoal and grease filter included</li><li>- Breeze function</li><li>- Hob2Hood</li><li>- Chimney section included</li><li>- Touch on glass control</li></ul>

		
MODEL	AEG DVE5971HG	Zanussi ZFV916Y
Code	231791	231787
Description	90cm Designer Hood	60cm Designer Hood
Max. Extraction Rate	425/700m³/h intensive	365/600m³/h intensive
Speed Settings	3 + 1 intensive	3 + 1 intensive
Noise Level (ducted/ recirculated)	54/73 dB(A)	58/69 dB(A)
Electrical Connection (amps)	13	13
Size	H (1265-915) 380 x W 898 x D 418mm	H (1260-915) 403 x W 598 x D 410mm
Energy Rating	A	C
Additional Features	<ul style="list-style-type: none"><li>- Charcoal and grease filter included</li><li>- Breeze function</li><li>- Hob2Hood</li><li>- Chimney section included</li><li>- Touch on glass control</li></ul>	<ul style="list-style-type: none"><li>- Charcoal filter available as accessory (ECFB02)</li><li>- Grease filter included</li><li>- Breeze function</li><li>- Hob2Hood</li><li>- Chimney section included</li><li>- Touch on glass control</li></ul>

Chimney Hoods

				
MODEL	Samsung NK24N5703BS/UR	NEFF D65BMP5N0B	NEFF D95BMP5N0B	AEG DBE5961HG
Code	208100	210023	210025	231784
Description	60cm Chimney Hood	N70 60cm Chimney Cooker Hood Stainless Steel	N70 90cm Chimney Cooker Hood Stainless Steel	90cm Chimney Hood
Max. Extraction Rate	622m³/h	657m³/h	427m³/h	480/700m³/h intensive
Speed Settings	4	3 + 2 intensive	3 + 2 intensive	3 + 1 intensive
Noise Level (ducted/recirculated)	70/75 dB(A)	61/71 dB(A)	55/66 dB(A)	54/65 dB(A)
Electrical Connection (amps)	Requires Hard Wiring by an electrician	10	10	13
Size	H min 708 ~ max 1,145 x W 598 x D 455mm	H 1064 x D 500 x W 598mm	H 1064 x D 500 x W 898mm	H (1204-759) 60 x W 898 x D 455mm
Energy Rating	A	A	A	A
Additional Features	- Auto Connected® - Power Ventilation System - Dishwashable Aluminium Filter - Touch Control	- High extraction rate - Efficient motor technology - Either a ducted or recirculating solution	- High extraction rate - Efficient motor technology - Either a ducted or recirculating solution	- Charcoal and grease filter included - Breeze function - Hob2Hood - Chimney section included

\*Available on selected models and when used in combination with a Samsung hob.

				
MODEL	AEG DBE5661HG	AEG DKB4650M	AEG DKB4950M	Electrolux LFC316X
Code	231785	157635	157636	305054
Description	60cm Chimney Hood	60cm Chimney Cooker Hood Stainless Steel	90cm Chimney Cooker Hood Stainless Steel	60cm Chimney Cooker Hood Stainless Steel
Max. Extraction Rate	480/700m³/h intensive	603m³/h	603m³/h	420m³/h
Speed Settings	3 + 1 intensive	3	3	3
Noise Level (ducted/recirculated)	54/65 dB(A)	69/75 dB(A)	69/75 dB(A)	66/70 dB(A)
Electrical Connection (amps)	13	10	10	10
Size	H (1204-759) 60 x W 598 x D 455mm	H 665-1090 x W 598 x D 500mm	H 740-1090 x W 898 x D 500mm	H 690-940 x W 598 x D 450mm
Energy Rating	A	B	B	D
Additional Features	- Charcoal and grease filter included - Breeze function - Hob2Hood - Chimney section included	- Charcoal and grease filter included - 2 x LED spotlights	- Charcoal and grease filter included - 2 x LED spotlights	- Charcoal and grease filter included - 2 x LED bulbs

Chimney Hoods



				
MODEL	Electrolux LFC316K	Zanussi ZFT919Y	Zanussi ZFT516X	Zanussi ZHC62352X
Code	305055	231790	231789	205970
Description	60cm Chimney Cooker Hood Black	90cm Chimney Hood	60cm Chimney Hood	60cm Chimney Cooker Hood Stainless Steel & Glass
Max. Extraction Rate	420m³/h	455/600m³/h intensive	415/600m³/h	500m³/h
Speed Settings	3	3 + 1 intensive	3	3
Noise Level (ducted/recirculated)	66/70 dB(A)	62/68 dB(A)	68/73 dB(A)	69 dB(A)
Electrical Connection (amps)	10	13	13	3
Size	H 690-940 x W 598 x D 450mm	H (1180-678) 60 x W 898 x D 450mm	H (1180-678) 60 x W 600 x D 450mm	H 605-1020 x W 600 x D 500mm
Energy Rating	D	C	C	C
Additional Features	- Charcoal and grease filter included - 2 x LED bulbs	- Charcoal filter available as accessory (ECFB01) - Grease filter included - Breeze function - Hob2Hood - Chimney section included	- Charcoal filter available as accessory (ECFB01) - Grease filter included - Chimney section included	- 2 x LED spotlights - 2 x aluminium mesh grease filters

			
MODEL	Zanussi ZHC92352X	Zanussi ZHC62653XA	Zanussi ZHB62670XA
Code	205971	205969	132089
Description	90cm Chimney Cooker Hood Stainless Steel & Glass	60cm Chimney Cooker Hood Stainless Steel & Glass	60cm Chimney Cooker Hood Stainless Steel
Max. Extraction Rate	500m³/h	600m³/h	600m³/h
Speed Settings	3	3	3
Noise Level (ducted/ recirculated)	69 dB(A)	69 dB(A)	68/73 dB(A)
Electrical Connection (amps)	3	3	10
Size	H 605-1020 x W 600 x D 500mm	H 605-1020 x W 600 x D 500mm	H 678 x W 598 x D 450mm
Energy Rating	C	C	C
Additional Features	- 2 x LED spotlights - 2 x aluminium mesh grease filters	- 2 x LED spotlights - 2 x aluminium mesh grease filters	- Grease filter included







Island Hoods

			
MODEL	AEG DIE5961HG	AEG DLE0431B	AEG DLE0431M
Code	231783	206540	206541
Description	100cm Island Hood	Moon 50cm Island Hood Black	Moon 50cm Island Hood Chrome
Max. Extraction Rate	480/700m³/h intensive	350m³/hr	350m³/hr
Speed Settings	3 + 1 intensive	3 + intensive	3 + intensive
Noise Level (ducted/ recirculated)	54/65 dB(A)	70 dB(A)	70 dB(A)
Electrical Connection (amps)	13	3	3
Size	H 1175-758) 60 x W 898 x D 606mm	H 850-1250 x W 500 x D 500mm	H 850-1250 x W 500 x D 500mm
Energy Rating	A	A	A
Additional Features	- Charcoal and grease filter included - Breeze function - Hob2Hood - Chimney section included	- Unique design and quality finish - Single electronic control for all functions - Settings can be monitored and adjusted with just one touch	- Unique design and quality finish - Single electronic control for all functions - Settings can be monitored and adjusted with just one touch

		
MODEL	AEG DLE0630B	AEG DLE0970M
Code	206539	206542
Description	Gemini 66cm Island Hood Black	Outline 90cm Island Hood Chrome
Max. Extraction Rate	350m³/hr	700m³/hr
Speed Settings	3+intensive	4
Noise Level (ducted/ recirculated)	70 dB(A)	75 dB(A)
Electrical Connection (amps)	3	10
Size	H 850-1250 x W 655 x D 655mm	H 850-1250 x W 900 x D 440mm
Energy Rating	A	A
Additional Features	- Unique design and quality finish - Single electronic control for all functions - Settings can be monitored and adjusted with just one touch	- Unique design and quality finish - Single electronic control for all functions - Settings can be monitored and adjusted with just one touch



Canopy, Integrated & Ceiling Hoods

				
MODEL	NEFF D55MH56N0B	NEFF I95CAQ6N0B	NEFF D95DAP8N0B	NEFF D46ED22N1B
Code	231668	205966	178430	241268
Description	N50 52cm Canopy Cooker Hood	N50 90cm Ceiling Cooker Hood with Home Connect	N90 90cm Downdraft Cooker Hood	N50 60cm Telescopic Hood
Max. Extraction Rate	650 m³/h	798m³/h	750 m³/h	270 m³/h
Speed Settings	3 + intensive	3 + 2 intensive	3 (2 intensive)	3 + 1 intensive
Noise Level (ducted/ recirculated)	69 dB(A) / 74 dB(A)	56 dB	62/67 dB	62/70 dB(A)
Electrical Connection (amps)	3	13	10	10
Size	H 418 x W 520 x D 300mm	H 300 x W 900 x D 500mm	H 735-1035 x W 918 x D 268mm	H 203 x W 598 x D 290mm
Energy Rating	C	A	A	A
Additional Features	- Designed to fit neatly under an overhead unit or cabinet - 2 LED Lights - Washable metal grease filters	- Home Connect lets you control your appliance via app or smart speaker - Hob-Hood Control with *Wi-Fi enabled hob T68TS6RN0 - softLight Dimmer Function - 4 x 3W LED lights - 2 metal grease filter cassettes and easy to clean inner frame	- Quiet operation - Integrated LED light - Flexible installation	- Electronic controls via Soft touch control - LED lighting - Automatic intensive revert (6mins) - Automatic after running (10 minutes) - 2 metal grease filter cassettes



				
MODEL	AEG DGE5861HM	AEG DGE5661HM	AEG DPB3631S	AEG DPB3931S
Code	231912	231913	206209	206234
Description	80cm Integrated Hood	60cm Integrated Hood	60cm Telescopic Cooker Hood	90cm Telescopic Cooker Hood
Max. Extraction Rate	435/700m³/h intensive	435/700m³/h intensive	370m³/h	370m³/h
Speed Settings	3 + 1 intensive	3 + 1 intensive	3	3
Noise Level (ducted/ recirculated)	67/74 dB(A)	67/74 dB(A)	68/69 dB(A)	68/69 dB(A)
Electrical Connection (amps)	13	13	10	10
Size	H 331 x W 770 x D 300mm	H 331 x W 540 x D 300mm	H 179-179 x W 598 x D 284mm	H 179 x W 900 x D 284mm
Energy Rating	A	A	C	C
Additional Features	- Charcoal and grease filter included - Hob2Hood - Remote control included	- Charcoal and grease filter included - Hob2Hood - Remote control included	- Discreet hood only visible when in use - Pull out smoothly to activate, push back into place when idle - Charcoal filter included	- Discreet hood only visible when in use - Pull out smoothly to activate, push back into place when idle - Charcoal filter included



Canopy, Integrated & Ceiling Hoods



		
MODEL	AEG DDE5980G	Electrolux LFG225S
Code	157646	205968
Description	90cm Downdraft Cooker Hood	52cm Canopy Cooker Hood
Max. Extraction Rate	350/700m³/h intensive	270m³/h
Speed Settings	3 + 2 Intensive	3
Noise Level (ducted/ recirculated)	40/54 dB(A)	60/72 dB(A)
Electrical Connection (amps)	10	10
Size	H 407 x W 880 x D 95mm	H 138-145 x W 520 x D 284mm
Energy Rating	A	D
Additional Features	- Breeze function - Silent tech - Charcoal and grease filter included	- LED Lighting - Washable aluminium grease filters



		
MODEL	Electrolux LFE216S	Zanussi ZFG816X
Code	197754	239045
Description	60cm Integrated Hood	54cm Canopy Hood
Max. Extraction Rate	283/133m³/h intensive	600m³/h
Speed Settings	w3	3 + 1 intensive
Noise Level (ducted/ recirculated)	67/71 dB(A)	66/68 dB(A)
Electrical Connection (amps)	13	13
Size	H 400 x W 598 x D 270mm	H 331 x W 540 x D 300mm
Energy Rating	D	C
Additional Features	- Charcoal and grease filter included	- Electronic push buttons

Extras

		
MODEL	NEFF Z54TS01X0	NEFF Z52JCC1N6
Code	156465	231413
Description	Recirculation kit for D46ED22N1B	Clean Air Plus, Anti pollen recirculation modular for I95CAQ6N0B
Additional Features		- Odour reduction >90% - Anti-Fish-functionality - Noise reduction up to 5 dB

		
MODEL	NEFF Z811DU0	NEFF Z821UD0
Code	231670	231669
Description	Fully ducted starter kit for Venting model model T58TL6EN2	Unducted recirculation kit for T58TL6EN2

		
MODEL	NEFF Z92IDP9X0	NEFF Z5101X5
Code	178431	148559
Description	Long life recirculation kit for D95DAP8N0B	Recirculation kit for D65BMP5N0B

		
MODEL	NEFF Z5102X5	NEFF Z51AII1X6
Code	148560	250166
Description	Recirculation kit for D95BMP5N0B	CleanAir Plus Anti-Pollen Recirculation kit for D65IHM1S0B & D95IHM1S0B – with chimney installation
Additional Features		- >90% odour reduction - Noise reduction up to 5dB - >99% of pollen is neutralised - Anti-fish functionality - Lifetime minimum 12 months - Improved performance up to 100m³h





# SAMSUNG

## Smart Homes

Looking after your home used to feel like hard work. But Samsung Smart Homes make everything that bit easier, so you can focus on the more important things in life. The smart fridges will help you order groceries while the connected ovens will help you keep an eye on what's cooking. All in all, it makes the everyday run a whole lot smoother.



**Samsung 75L Dual Cook Flex™ WiFi Oven**  
**208099**

- Master two dishes at once with Dual Cook Flex™
- Easily clean your oven with Pyrolytic Self Cleaning
- Preheat your oven remotely and find recipes with Wi-Fi Cooking Controls\*

\* Requires SmartThings App available on Android and iOS devices. An internet connection is required.



**Family Hub Fridge Freezer**  
Keeping food fresh is just the start –stay connected, be entertained and more.  
**208202** - See page 62



**Dual Cook Flex Oven**  
This oven has so many options, you'll be spoilt for choice. A flexible door that lets you access the whole oven, or just the top half, without losing heat below.  
**208099** - See page 10



**Washing Machine & Tumble Dryer**

- Smart control - take control anytime, anywhere
- The Samsung Stacking Kit gives you the ability to stack your washing machine and tumble dryer, this is great for small spaces

**208203** - Washing Machine - Page 53  
**208204** - Tumble Dryer - Page 54  
**206546** - Stacking Kit - Page 54



# RANGEmaster

UNRIVALLED PERFORMANCE



Available in 90, 100 and 110cm widths, and a choice of dual fuel or induction fuel types, Infusion has a smart timeless styling that will suit both contemporary and traditional kitchens.

## Why more people choose RANGEmaster



1

Style and choice.  
We offer a wide range of styles, sizes and fuel types making it easy for you to find the perfect Rangemaster for your kitchen.

2

The right ingredients.  
It can take weeks to carefully craft a Rangemaster. The highest gauge steel is pressed, cut, washed, polished, and finally enamelled with endurance finish. The frame is triple folded, creating a unique encasement for some of the highest quality components you'll find.



3

When it comes to cooking, experience matters.  
There's over 185 years of manufacturing excellence at our factory in Royal Leamington Spa. Generations of local families have all played their part in making Rangemaster the success it is today. Our people are passionate and proud of making the best range cookers on the market.

## Introducing... The Rangemaster INFUSION







# Rangemaster

Rangemaster is Britain’s best loved range cooker brand, synonymous with design, innovation, performance, quality and reliability – making it the design-conscious consumer’s brand of choice.



## Infusion



	Infusion 90		Infusion 100		Infusion 110	
Fuel Type	Electric	Dual Fuel	Electric	Dual Fuel	Electric	Dual Fuel
Hob	Induction	Gas	Induction	Gas	Induction	Gas
Cast iron pan supports	-	✓	-	✓	-	✓
Number of hob zones/gas burners	5	5	5	5	5	6
Multizone (2 ceramic zones and flat griddle)	-	-	-	-	-	-
Wok cradle	-	Optional extra	-	Optional extra	-	Optional extra
Cast aluminium griddle	-	-	-	-	-	-
Teppanyaki griddle	-	✓	-	✓	-	✓
LPG conversion kits (hob)	-	Available	-	Available	-	Available
Traditional grill pan	-	-	-	-	-	-
Glide out grill™	✓	✓	✓	✓	✓	✓
Deluxe glide out grill	-	-	-	-	-	-
Dual circuit variable grill	✓	✓	✓	✓	✓	✓
2/3/6 button timer/programmable feature	✓	✓	✓	✓	✓	✓
LH Oven Capacity	79	79	79	79	79	79
RH Oven Capacity	67	67	82	82	79	79
LH Oven Function	Fanned		Fanned		Fanned	
RH Oven Function	Fanned		Fanned		Fanned	
Handy rack	-	-	-	-	-	-
Telescopic shelf	✓	✓	✓	✓	✓	✓
Catalytic liners	LH oven	LH oven	LH oven	LH oven	LH & RH	LH & RH
Enamelled liners	RH Oven	RH Oven	RH Oven	RH Oven	-	-
4th cavity	-	-	-	-	Storage Drawer	
Energy rating	AA	AA	AA	A/A	A/A	A/A

## Professional FX/FXP



	Professional FX 90		Professional FXP 90
Fuel Type	Electric	Dual Fuel	Dual Fuel
Hob	Induction	Gas	Gas
Cast iron pan supports	-	✓	✓
Number of hob zones/gas burners	5	5	5
Multizone (2 ceramic zones and flat griddle )	-	-	-
Wok cradle	-	✓	✓
Cast aluminium griddle	-	-	-
Teppanyaki griddle	-	✓	✓
LPG conversion kits (hob)	-	Available	Available
Grilling Functions	✓	✓	✓
Glide out grill™	-	-	-
Deluxe glide out grill	-	-	-
Dual circuit variable grill	-	-	-
2/3/6 button timer/programmable feature	✓	✓	✓
Single Oven Capacity	114	114	114
Half Oven Capacity (in divided mode)	49	49	49
Single Oven Function	Multifunction		Multifunction
Half Oven Function	Multifunction		Multifunction
Handy rack	-	-	-
Telescopic shelf	-	-	-
Pyrolytic liners	-	-	✓
Enamelled liners	✓	✓	-
3rd cavity	Storage Drawer		Storage Drawer
Energy rating	AA	AA	AA

\*This guarantee does not affect your statutory rights.

Classic



	Classic 90		Classic 100		Classic 110	
Fuel Type	Electric	Dual Fuel / Gas	Electric	Dual Fuel / Gas	Electric	Dual Fuel / Gas
Hob	Induction	Gas	Induction	Gas	Induction	Gas
Cast iron pan supports	-	✓	-	✓	-	✓
Number of hob zones/gas burners	5	5	5	5	5/6	6
Multizone (2 ceramic zones and flat griddle)	-	-	-	-	-	-
Wok cradle	-	Optional extra	-	Optional extra	-	Optional extra
Cast aluminium griddle	-	✓	-	✓	-	✓
Teppanyaki griddle	-	Optional	-	Optional	-	Optional extra
LPG conversion kits (hob)	-	Available	-	Available	-	Available
Traditional grill pan	-	-	-	-	-	-
Glide out grill™	✓	✓	✓	✓	✓	✓
Deluxe glide out grill	-	-	-	-	-	-
Dual circuit variable grill	✓	✓	✓	✓	✓	✓
2/3/6 button timer/programmable feature	✓	✓	✓	✓	✓	✓
LH Oven Capacity	79	79/86	79	79/86	79	79/86
RH Oven Capacity	67	67	82	82	79	79/86
LH Oven Function	Fanned	Electric / Gas	Fanned / Electric	Electric / Gas	Electric	Electric / Gas
RH Oven Function	Fanned		Fanned / Electric	Fanned / Gas	Fanned	Fanned / Gas
Handy rack	✓	✓	✓	✓	✓	✓
Telescopic shelf	-	-	-	-	-	-
Catalytic liners	LH Oven	LH Oven	LH Oven	LH Oven	LH & RH	LH & RH
Enamelled liners	RH Oven	RH Oven	RH Oven	RH Oven	-	-
4th cavity	-	-	-	-	Storage Drawer	
Energy rating	A/A	A/A - A+/A	A/A	A/A - A+/A	A/A	A/A+

Classic Deluxe



	Classic Deluxe 90		Classic Deluxe 100		Classic Deluxe 110	
Fuel Type	Electric	Dual Fuel	Electric	Dual Fuel	Electric	Dual Fuel
Hob	Induction	Gas	Induction	Gas	Induction	Gas
Cast iron pan supports	-	✓	-	✓	-	✓
Number of hob zones/gas burners	5	5	5	5	5/6	7
Multizone (2 ceramic zones and flat griddle)	-	-	-	-	-	✓
Wok cradle	-	✓	-	✓	-	✓
Cast aluminium griddle	-	✓	-	✓	-	-
Teppanyaki griddle	-	Optional extra	-	Optional extra	-	Optional extra
LPG conversion kits (hob)	-	Available	-	Available	-	Available
Traditional grill pan	-	-	-	-	-	-
Glide out grill™	-	-	-	-	-	-
Deluxe glide out grill	✓	✓	✓	✓	✓	✓
Dual circuit variable grill	✓	✓	✓	✓	✓	✓
2/3/6 button timer/programmable feature	✓	✓	✓	✓	✓	✓
LH Oven Capacity	79	79	79	79	79	79
RH Oven Capacity	67	67	82	82	79	79
LH Oven Function	Multifunction		Multifunction		Multifunction	
RH Oven Function	Fanned		Fanned		Fanned	
Handy rack	✓	✓	✓	✓	✓	✓
Telescopic shelf	-	-	-	-	-	-
Catalytic liners	LH oven	LH oven	LH oven	LH oven	LH & RH	LH & RH
Enamelled liners	RH Oven	RH Oven	RH Oven	RH Oven	-	-
4th cavity	-	-	-	-	Proving Drawer	
Energy rating	A/A	A/A	A/A	A/A	A/A	A/A

Professional+



	Professional+ 90		Professional+ 100		Professional+ 110	
Fuel Type	Electric	Dual Fuel / Gas	Electric	Dual Fuel / Gas	Electric	Dual Fuel / Gas
Hob	Induction	Gas	Induction	Gas	Induction	Gas
Cast iron pan supports	-	✓	-	✓	-	✓
Number of hob zones/gas burners	5	5	5	5	5/6	6
Multizone (2 ceramic zones and flat griddle)	-	-	-	-	-	-
Wok cradle	-	Optional extra	-	Optional extra	-	Optional extra
Cast aluminium griddle	-	✓	-	✓	-	✓
Teppanyaki griddle	-	Optional extra	-	Optional extra	-	Optional extra
LPG conversion kits (hob)	-	Available	-	Available	-	Available
Traditional grill pan	-	-	-	-	-	-
Glide out grill™	✓	✓	✓	✓	✓	✓
Deluxe glide out grill	-	-	-	-	-	-
Dual circuit variable grill	✓	✓	✓	✓	✓	✓
2/3/6 button timer/programmable feature	✓	✓	✓	✓	✓	✓
LH Oven Capacity	79	79/86	79	79/86	79	79/86
RH Oven Capacity	67	67	82	82	79	79/86
LH Oven Function	Fanned	Fanned / Gas	Fanned	Fanned / Gas	Electric	Electric / Gas
RH Oven Function	Fanned		Fanned		Fanned	Fanned / Gas
Handy rack	✓	✓	✓	✓	✓	✓
Telescopic shelf	-	-	-	-	-	-
Catalytic liners	LH Oven	LH Oven	LH Oven	LH Oven	LH & RH	LH & RH
Enamelled liners	RH Oven	RH Oven	RH Oven	RH Oven	-	-
4th cavity	-	-	-	-	Storage Drawer	
Energy rating	A/A	A/A - A+/A	A/A	A/A - A+/A	A/A	A/A - A+/A+

Professional Deluxe



	Pro Deluxe 90		Pro Deluxe 100		Pro Deluxe 110	
Fuel Type	Electric	Dual Fuel	Dual Fuel		Electric	Dual Fuel
Hob	Induction	Induction	Gas		Induction	Gas
Cast iron pan supports	-	✓	-	✓	-	✓
Number of hob zones/gas burners	5	5	5	5	5	7
Multizone (2 ceramic zones and flat griddle)	-	-	-	-	-	-
Wok cradle	-	✓	-	✓	-	✓
Cast aluminium griddle	-	✓	-	✓	-	✓
Teppanyaki griddle	-	Optional extra	-	Optional extra	-	Optional extra
LPG conversion kits (hob)	-	Available	-	Available	-	Available
Traditional grill pan	-	-	-	-	-	-
Glide out grill™	-	-	-	-	-	-
Deluxe glide out grill	✓	✓	✓	✓	✓	✓
Dual circuit variable grill	✓	✓	✓	✓	✓	✓
2/3/6 button timer/programmable feature	✓	✓	✓	✓	✓	✓
LH Oven Capacity	79	79	79	79	79	79
RH Oven Capacity	67	67	82	82	79	79
LH Oven Function	Multifunction		Multifunction		Multifunction	
RH Oven Function	Fanned		Fanned		Fanned	
Handy rack	✓	✓	✓	✓	✓	✓
Telescopic shelf	-	-	-	-	-	-
Catalytic liners	LH Oven	LH Oven	LH Oven	LH Oven	LH & RH	LH & RH
Enamelled liners	RH Oven	RH Oven	RH Oven	RH Oven	-	-
4th cavity	-	-	-	-	Proving Drawer	
Energy rating	A/A	A/A	AA	AA	A/A	A/A

\*This guarantee does not affect your statutory rights.



Nexus



	Nexus 110		Nexus Steam 110	
Fuel Type	Dual Fuel		Dual Fuel	
Hob	Gas		Gas	
Cast iron pan supports	✓		✓	
Number of hob zones/gas burners	7		7	
Multizone (2 ceramic zones and flat griddle)	-		✓	
Wok cradle	✓		✓	
Cast aluminium griddle	✓		✓	
Teppanyaki griddle	Optional extra		Optional extra	
LPG conversion kits (hob)	Available		✓	
Traditional grill pan	-		-	
Glide out grill™	-		-	
Deluxe glide out grill	✓		✓	
Dual circuit variable grill	✓		Separate, Full & Half	
2/3/6 button timer/programmable feature	✓		✓	
LH Oven Capacity	79		79	
RH Oven Capacity	79		35	
LH Oven Function	Multifunction		Multifunction 10 Functions	
RH Oven Function	Fanned		Steam Combi 3 Functions	
Handy rack	✓		Optional extra	
Telescopic shelf	-		✓	
Catalytic liners	LH & RH		✓	
Enamelled liners	-		-	
4th cavity	Proving Drawer		Proving or Storage	
Energy rating	A/A		AA	

Kitchener



	Kitchener 90		Kitchener 100		Kitchener 110	
Fuel Type	Dual Fuel		Dual Fuel		Dual Fuel	
Hob	Gas		Gas		Gas	
Cast iron pan supports	✓		✓		✓	
Number of hob zones/gas burners	5		5		6	
Multizone (2 ceramic zones and flat griddle)	-		-		-	
Wok cradle	Optional extra		Optional extra		Optional extra	
Cast aluminium griddle						
Teppanyaki griddle						
LPG conversion kits (hob)	Available		Available		Available	
Traditional grill pan	✓		✓		✓	
Glide out grill™	✓		✓		✓	
Deluxe glide out grill	-		-		-	
Dual circuit variable grill	✓		✓		✓	
2/3/6 button timer/programmable feature	✓		✓		✓	
LH Oven Capacity	79/86		79/86		79/86	
RH Oven Capacity	67		82		79	
LH Oven Function	Fanned		Fanned		Fanned	
RH Oven Function	Fanned		Fanned		Fanned	
Handy rack	✓		✓		✓	
Telescopic shelf	-		-		-	
Catalytic liners	LH oven		LH oven		LH & RH	
Enamelled liners	RH oven		RH oven		-	
4th cavity	-		-		Storage Drawer	
Energy rating	A/A		A/A		A/A	

Elise











	Elise 90		Elise 110	
Fuel Type	Electric	Dual Fuel	Electric	Dual Fuel
Hob	Induction	Gas	Induction	Gas
Cast iron pan supports	-	✓	-	✓
Number of hob zones/gas burners	5	5	5	6
Multizone (2 ceramic zones and flat griddle)	-	-	-	-
Wok cradle	-	✓	-	✓
Cast aluminium griddle	-	-	-	-
Teppanyaki griddle	-	-	-	-
LPG conversion kits (hob)	-	Available	-	Available
Traditional grill pan	-	-	-	-
Glide out grill™	✓	✓	✓	✓
Deluxe glide out grill	-	-	-	-
Dual circuit variable grill	✓	✓	✓	✓
2/3/6 button timer/programmable feature	-	-	-	-
LH Oven Capacity	79	79	79	73
RH Oven Capacity	67	67	79	73
LH Oven Function	Multifunction		Multifunction	
RH Oven Function	Fanned		Fanned	
Handy rack	✓	✓	✓	✓
Telescopic shelf	-	-	-	-
Catalytic liners	LH oven	LH oven	LH & RH	LH & RH
Enamelled liners	RH Oven	RH Oven	-	-
4th cavity	-	-	Storage Drawer	
Energy rating	A/A	A/A	A/A	A/A

Esprit






	Esprit 110	
Fuel Type	Electric	Dual Fuel
Hob	Induction	Gas
Cast iron pan supports	-	✓
Number of hob zones/gas burners	5	6
Multizone (2 ceramic zones and flat griddle)	-	-
Wok cradle	✓	✓
Cast aluminium griddle	Optional extra	
Teppanyaki griddle	Optional extra	
LPG conversion kits (hob)	-	✓
Traditional grill pan	-	-
Glide out grill™	✓	✓
Deluxe glide out grill	-	-
Dual circuit variable grill	Separate, Full & Half	
2/3/6 button timer/programmable feature	✓	✓
LH Oven Capacity	79	79
RH Oven Capacity	79	79
LH Oven Function	Fanned	
RH Oven Function	Fanned	
Handy rack	Optional extra	
Telescopic shelf	✓	✓
Catalytic liners	✓	✓
Enamelled liners	-	-
4th cavity	Slow Cooker	Slow Cooker
Energy rating	AA	AA

Rangemaster Hoods

								
Description	Hi-lite Hood 90cm	Hi-lite Hood 110cm	Classic Hood 90cm	Classic Hood 100cm	Classic Hood 110cm	Rangemaster Hood 90cm	Rangemaster Hood 100cm	Rangemaster Hood 110cm
Family	Hi-Lite Hood	Hi-Lite Hood	Classic Hood with Rail	Classic Hood with Rail	Classic Hood with Rail	Canopy Hood	Canopy Hood	Canopy Hood
Widths	900mm	1100mm	900mm	1000mm	1100mm	900mm	1000mm	1100mm
Overall Height (Min - Max)	790mm - 1060mm	790mm - 1060mm	735mm - 1010mm	735mm - 1010mm	735mm - 1010mm	735mm - 1010mm	735mm - 1010mm	735mm - 1010mm
Number of Lamps	2 LED	3 LED	2 LED	2 LED	2 LED	2 LED	2 LED	2 LED
Lamp Power (Watts)	1	1	1	1	1	1	1	1
Control Type	Touch Control	Touch Control	Slider	Slider	Slider	Slider	Slider	Slider
Type of filter	Aluminium or Charcoal	Aluminium or Charcoal	Aluminium or Charcoal	Aluminium or Charcoal	Aluminium or Charcoal	Aluminium or Charcoal	Aluminium or Charcoal	Aluminium or Charcoal
No of Cassette Filters	3	4	3	3	4	3	3	4
Charcoal filter provided	Yes	Yes	Yes	Yes	Yes	Yes	Yes	Yes
No of Charcoal Filters	1	1	2	2	2	2	2	2
Maximum Noise Level db(A)	67	67	66	66	66	66	66	66
Max Air Capacity m³/hr	610	610	470	470	470	470	470	470
Boost Setting	Boost	Boost	No Boost	No Boost	No Boost	No Boost	No Boost	No Boost
Air Capacity m³/hr	685	685	-	-	-	-	-	-
Boost Noise Level db(A)	70	70	-	-	-	-	-	-


Rangemaster Hoods

							
Description	Toledo Hood 90cm	Toledo Hood 100cm	Toledo Hood 110cm	Opal Hood 60cm	Opal Hood 90cm	Opal Hood 100cm	Elite Hood 110cm
Code	145458	219781	145459	117346	117347 117348	117344 117345	144479
Family	Toledo Hood	Toledo Hood	Toledo Hood	Opal Hood	Opal Hood	Opal Hood	Elite Hood
Widths	900mm	1000mm	1100mm	600mm	900mm	1000mm	1100mm
Overall Height (Min - Max)	788mm - 993mm	788mm - 993mm	788mm - 993mm	835mm - 1020mm	835mm - 1020mm	835mm - 1020mm	810mm - 1100mm
Number of Lamps	2 LED	2 LED	2 LED	2 LED	2 LED	2 LED	2 LED
Lamp Power (Watts)	1	1	1	1	1	1	1
Control Type	Push Button	Push Button	Push Button	Touch Control	Touch Control	Touch Control	Push Button
Type of filter	Aluminium or Charcoal	Aluminium or Charcoal	Aluminium or Charcoal	Aluminium or Charcoal	Aluminium or Charcoal	Aluminium or Charcoal	Aluminium or Charcoal
No of Cassette Filters	3	3	3	3	3	3	4
Charcoal filter provided	Yes	Yes	Yes	Yes	Yes	Yes	Yes
No of Charcoal Filters	2	2	2	2	2	2	2
Maximum Noise Level db(A)	67	67	67	67	67	67	67
Max Air Capacity m³/hr	600	600	600	605	605	605	610
Boost Setting	Boost	Boost	Boost	Boost	Boost	Boost	Boost
Air Capacity m³/hr	670	670	670	690	690	690	685
Boost Noise Level db(A)	70	70	70	70	70	70	70









Each Leisure range cooker is prepared with methodical care, seasoned with thoughtfully selected, refined technologies and garnished with both rustic and modern designs.



Cookmaster		CK100F232	CK90F232	CK90C230	CK90G232
		Black: 117357 Blue: 117359	Black: 119657 Cream: 119658	Black: 119661 Silver: 119662	Black: 119664 Cream: 119665
		Silver: 117356 Red: 117358	Red: 119659 Blue: 119660	Cream: 119663	
		Dual Fuel	Dual Fuel	Electric	Gas
Details	Cooker Fuel				
	Colours	Black, Silver, Red, Blue	Black, Cream, Red, Blue	Black, Silver, Cream	Black, Cream
Hob Features	Pan support type	Cast Iron	Cast Iron	Ceramic glass	Cast Iron
	Ignition	Mains push button	Mains push button	-	Mains push button
Burners/ Heating zones	No. Of Burners/Heating zones	7	5	5	5
	Wok burner	✓	✓	-	✓
Timer	Type	Programmable LED Timer and clock	Programmable LED Timer and clock	Programmable LED Timer and clock	LED Timer and clock
Top Left Cavity	Function	Grill	Grill	Grill	Grill
	Telescopic runner system	✓	✓	✓	✓
Bottom Left Cavity	Oven type	Fan	Fan	Fan	Conventional
	Volume (litre)	63L	63L	63L	63L
	Energy Rating	A	A	A	A+
	Oven temp range	80-240°C	80-240°C	80-240°C	Gas mark 1 - 9
	Removable inner door glass	✓	✓	✓	✓
	Catalytic liners on side walls	✓	✓	✓	✓
Top Right Cavity	Telescopic runner system	Shelf pos 2	✓	✓	✓
	Oven type	Conventional	Fan	Fan	Fan
	Volume (litre)	65L	79L	79L	79L
	Energy Rating	A	A	A	A
	Oven temp range	80-240°C	80-240°C	80-240°C	80-240°C
Bottom Right Cavity	Removable inner door glass	✓	✓	✓	✓
	Catalytic liners on side walls	✓	✓	✓	✓
Accessories included	Function	Storage	n/a	n/a	n/a
Dimensions & Weights	Number of shelves	5	6	6	6
	Grill Pan set	✓	✓	✓	✓
	Grill Pan handle	✓	✓	✓	✓
Installation	Net Weight (kg)	99.6	90.1	87.2	92.4
	Gross Weight (kg)	108.4	100	97	102
	W x H X D (mm)	1000 x 900 x 600	900 x 900 x 600	900 x 900 x 600	900 x 900 x 600
Energy rating	Adjustable feet for levelling	✓	✓	✓	✓
	Minimum Fuse Protection	32A	32A	40A	13A
	LPG conversion kit available	✓	✓	n/a	-
	Flame Safety Device (FSD) (Gas + DF only)	✓	✓	n/a	✓

Cuisinemaster	CS110F722	CS100F520	CS90F530	CS90C530
	Stainless Steel: 117349 Black: 117350	Stainless Steel: 117354 Black: 117355	Stainless Steel: 119653 Black: 119654	Stainless Steel: 119655 Black: 119656
	Dual Fuel	Dual Fuel	Dual Fuel	Electric
Details	Colours	Stainless Steel, Black	Stainless Steel, Black	Stainless Steel, Black
Hob Features	Dedicated hob top griddle	✓	✓	✓
	Pan support type	Cast Iron	Cast Iron	Cast Iron
	Ignition	Automatic	Automatic	Automatic
Burners/ Heating zones	No. Of Burners/Heating zones	5+1	5+1	5
	Wok burner	✓	✓	✓
Timer	Type	Programmable with graphical display	Programmable LED Timer and clock	Programmable LED Timer and clock
Top Left Cavity	Type	Grill	Grill	Conventional Oven + Grill
	Removable Door Glass	✓	✓	✓
	Telescopic runner system	✓	✓	✓
	Energy Rating	A	A	A
Bottom Left Cavity	Oven type	Multi-function	Fan	Fan
	Volume (litre)	72L	63L	63L
	Energy Rating	A	A	A
	Oven temp range	80-240°C	80-240°C	80-240°C
	Removable inner door glass	✓	✓	✓
	Catalytic liners on side walls	✓	✓	✓
Top Right Cavity	Telescopic runner system	Shelf pos 2	✓	✓
	Oven type	Conventional with slow cook	Conventional with slow cook	Fan
	Volume (litre)	33L	33L	79L
	Energy Rating	A	A	A
	Oven temp range	50-240°C	50-240°C	80-240°C
Bottom Right Cavity	Removable inner door glass	✓	✓	✓
	Oven type	Fan	Conventional	n/a
	Volume (litre)	63L	65L	n/a
	Energy Rating	A	A	n/a
	Oven temp range	80-240°C	80-240°C	n/a
Accessories included	Removable inner door glass	✓	✓	n/a
	Catalytic liners on side walls	✓	✓	n/a
	Number of shelves	6	6	6
Dimensions & Weights	Grill Pan set	✓	✓	✓
	Grill Pan handle	8	✓	✓
	Net Weight (kg)	99.6	99.6	90.9
Installation	Gross Weight (kg)	108.4	108.4	103
	W x H X D (mm)	1100 x 900 x 600	1000 x 900 x 600	900 x 900 x 600
	Adjustable feet for levelling	✓	✓	✓
Energy rating	LPG conversion kit available	✓	✓	n/a
	AAA	AAA	AAA	AAA

				
	H92PX	H92PK	H102PX	H102PK
Code	104080	104081	104078	104079
Hood Style	Chimney Hood	Chimney Hood	Chimney Hood	Chimney Hood
Recirculation Filter Included	Yes	Yes	Yes	Yes
Control	Simple Push Button Controls	Simple Push Button Controls	Simple Push Button Controls	Simple Push Button Controls
Dishwasher Safe Grease Filter	Yes	Yes	Yes	Yes
Number of Grease Filters	3	3	3	3
Number of Speeds	3	3	3	3
Illumination	2 x 1.5W LED Lights	2 x 1.5W LED Lights	2 x 1.5W LED Lights	2 x 1.5W LED Lights
Extraction Capacity (m³/h)	190-325-590	190-325-590	190-325-590	190-325-590
Total Power Consumption (W)	216	216	216	216
Noise Level (dBA)	47-63-70	47-63-70	47-63-70	47-63-70
Overall Energy Efficiency Class	C	C	C	C
Fluid Dynamics (Motor) Efficiency Class	D	D	D	D
Lighting (Lamp) Efficiency Class	A	A	A	A
Grease Filtering Efficiency Class	C	C	C	C
Average Energy Consumption of the Hood per Year	94.3	94.3	94.3	94.3
Width (cm)	90	90	100	100
Colour	Stainless Steel	Black	Stainless Steel	Black

# Unlock a Wickes kitchen

Check out our easy to follow recipes that showcase some of the best AEG appliances and kitchen features, helping to take your cooking to the next level.



Scan this QR for a quick link or visit [wickes.co.uk/unlock-a-wickes-kitchen](https://www.wickes.co.uk/unlock-a-wickes-kitchen)



Perfectly fluffy egg fried rice and crispy spring rolls



Succulent roast lamb with parmentier potatoes



Sizzling steak on an induction hob with built in extractor



See our oven with built-in food sensor in action. Perfectly cooked meat every time



Cook in half the time with a combi microwave oven



Discover our top tip for serving those delicious pancakes all at once



# Compact appliances

## Compact ovens & microwaves

Powerful performance in a small design. This range offers the same great cooking performance and range of features as the full size equivalent.



## Coffee machines





Enjoy the luxury of authentic Italian espressos and creamy cappuccinos in your own home with these stunning additions to your kitchen.

## Warming drawers

The AEG Vacuum Sealer Drawer lets you apply the professional sous vide cooking method at home, perfectly sealing in flavour, moisture and nutrients. Our warming drawers will keep your dishes at the perfect temperature, ready to bring to the table.



### Compact & Microwave Ovens





				
MODEL	NEFF C1AMG84N0B	NEFF C17MR02N0B	NEFF C17MS32H0B	AEG KMK768080B
Code	231416	148502	205963	231741
Description	N50 Built-in Compact Oven with Microwave	N70 Combination Oven & 900W Microwave	N90 HomeConnect Combination Oven & 900W Microwave	CombiQuick BlackLine Connected Combi Microwave
PowerLevels	5	5	5	3
Output (watts)	900W	900W	900W	1000W
Grill Output (watts)	1750W	2800W	–	1900W
Capacity (litres)	44L	45L	45L	43L
Size	H 454 x W 594 x D 570mm Aperture: H 450-458 x W 560-568 x D 550mm	H 455 x W 596 x D 548mm Aperture: H 450-455 x W 560-568 x D 550mm	H 455 x W 596 x D 548mm Aperture: H 450-455 x W 560-568 x D 550mm	Aperture: H 450 x W 560 x D 550mm
Additional Features	<ul style="list-style-type: none"><li>- LCD Display: Simple, straightforward with large characters for clear reading</li><li>- Automatic programmes: Your kitchen helper with just the right default settings</li><li>- New ceramic base</li></ul>	<ul style="list-style-type: none"><li>- Fast navigation through menus</li><li>- Simple operation with the TFT display</li><li>- Hinged door with cushioned opening and closing</li></ul>	<ul style="list-style-type: none"><li>- Catalytic coating on the inside of the oven makes cleaning easier</li><li>- Home Connect lets you control your appliance via app or smart speaker</li></ul>	<ul style="list-style-type: none"><li>- Combi Quick combines Microwave cooking with traditional fan cooking to halve the cooking time</li><li>- Connected feature lets you control the oven from your smartphone</li></ul>





				
MODEL	AEG MBB1756SEM	AEG MBE2658SEM	AEG KMK968000M	AEG KMK768080M
Code	205997	205998	239033	239034
Description	17L 800W Microwave	26L 900W Microwave	Connected Combination Oven with Microwave	Connected Combination Oven with Microwave
Power Levels	5	5	30°C - 230°C	30°C - 230°C
Output (watts)	800W	900W	1000W	1000W
Grill Output (watts)	–	–	1900W	1900W
Capacity (litres)	17L	26L	43L	43 L
Size	Aperture: H 360 x W 562 x D 300mm	Aperture: H 450 x W 562 x D 550mm	H 455 x W 595 x D 567mm	H 455 x W 595 x D 567mm
Additional Features	<ul style="list-style-type: none"><li>- Electronic, touch-activated door</li><li>- Opens with just a tap</li></ul>	<ul style="list-style-type: none"><li>- Frequently used microwave settings can be saved and accessed quickly</li><li>- Once a customised programme has been set, simply activate it via the star-shaped icon</li></ul>	<ul style="list-style-type: none"><li>- Command wheel control</li><li>- Connected Via My AEG app</li></ul>	<ul style="list-style-type: none"><li>- TFT Display</li><li>- Connected Via My AEG app</li></ul>




Watch our professional cook rustle up some fluffy jacket potatoes in half the time with this appliance


Compact & Microwave Ovens

				
MODEL	Electrolux KMFE172TEX	Electrolux KMFD264TEX	Electrolux KVLDE40X	Electrolux KVLBE00X
Code	206002	206003	205999	206001
Description	17L 800W Microwave	26L 900W Microwave	Combination Oven & 1000W Microwave	Combination Oven & Microwave
Power Levels	5	5	–	3
Output (watts)	800W	900W	1000W	1000W
Grill Output (watts)	–	800W	1900W	1900W
Capacity (litres)	17L	26L	43L	43L
Size	Aperture: H 360 x W 562 x D 300mm	Aperture: H 459 x W 594 x D 404mm	Aperture: H 455 x W 595 x D 567mm	Aperture: H 450 x W 560 x D 550mm
Additional Features	- Frequently used microwave settings can be saved and accessed quickly - Convenient turntable always returns to where it started	- Microwave function gives the option to cook, reheat or defrost - Frequently used microwave settings can be saved and accessed quickly - Convenient turntable always returns to where it started	- LED timer display suggests temperatures based on selected cooking functions - Fan circulates heat consistently and evenly throughout the oven	- LED timer display suggests temperatures based on selected cooking functions - Fan circulates heat consistently and evenly throughout the oven





				
MODEL	Zanussi ZVENM6X1	Zanussi ZMBN4DX	Zanussi ZMBN4SX	Zanussi ZMBN2SX
Code	231731	231737	231738	231732
Description	Compact Microwave Oven	Microwave Oven & Grill	Built In Microwave	Built In Microwave
Power Levels	5	5	5	5
Output (watts)	1000W	900W	900W	800W
Grill Output (watts)	1900W	800W	–	–
Capacity (litres)	43L	26L	26L	17L
Size	Aperture: H 450 x W 560 x D 550mm	H 459 W 594 x D 417mm Aperture: H 450 x W 560 x D 500mm	H 459 x W 594 x D 417mm Aperture: H 450 x W 560 x D 500mm	Aperture: H 360 x W 562 x D 300
Additional Features	- QuickCook: The Combi Microwave Oven gives you the option to combine heating function and microwave mode together and you will receive great taste in up to half the time	- The Series 20 ReTurntable will start rotating as soon as the cooking process begins, meaning there's no need to manually turn food part way through. And removing your hot dish when it's done is easy, as the turntable always returns to its original starting position	- The Series 20 ReTurntable will start rotating as soon as the cooking process begins, meaning there's no need to manually turn food part way through. And removing your hot dish when it's done is easy, as the turntable always returns to its original starting position	- The microwave's touch-activated door opens instantly. As it is electronic, unlike the more common spring-loaded mechanism, it requires minimal effort to open the door




Coffee Machines

	
MODEL	NEFF C17KS61H0
Code	205959
Brochure Description	N90 Automatic Coffee Machine with Home Connect
Functions	8
Capacity	2.4L
Size	H 455 x W 596 x D 377mm Aperture: H 449 x W 558 D x 356mm
Guarantee	2 Years
Additional Features	- 8 personalised beverages - Ristretto, espresso, espresso macchiato, cappuccino, latte, latte macchiato, hot milk, milk foam - all with a single keystroke - Home Connect lets you control your appliance via app or smart speaker - Touch controls - Suitable for coffee beans and ground coffee

	
MODEL	AEG KKK994500M
Code	178436
Brochure Description	Integrated Coffee Machine
Functions	16
Capacity	2.4L
Size	Aperture: H 450 x W 560 x D 550mm
Guarantee	2 Years
Additional Features	- Serve up to six cups of coffee at once - Two separate heaters for coffee and water - Auto-start function - Touch controls - Suitable for coffee beans and ground coffee

Warming Drawers

				
MODEL	NEFF N17HH10N0B	NEFF N17HH20N0B	AEG KDK911424M	AEG KDK912924M
Code	148487	148494	206184	206183
Description	N70/N90 14cm Warming Drawer	N70/N90 29cm Warming Drawer	14cm Warming Drawer	29cm Warming Drawer
Place Settings	12 plates, 64 espresso cups	40 plates, 192 espresso cups	6	12
Temperature Range	30-80°C	30-80°C	30-80°C	30-80°C
Size	H 140 x W 596 x D 548mm Aperture: H 140 x W 560 x D 550mm	H 290 x W 596 x D 548mm Aperture: H 290 x W 560 x D 550mm	Aperture: H 141 x W 560 x D 535mm	Aperture: H 295 x W 560 x D 535mm
Additional Features	- 5 functions: dough proving, gentle defrost, keep warm of food, pre-warming of crockery, gentle cooking	- 5 functions: dough proving, gentle defrost, keep warm of food, pre-warming of crockery, gentle cooking	- Pull-out drawer and non-slip mat for additional stability	- Seamlessly integrates with the rest of your kitchen and perfectly matches your AEG oven

			
MODEL	AEG KDK911423M	AEG KDE911424B	Electrolux EBD4X
Code	157630	239026	206208
Description	13cm Sous Vide Vacuum Sealer Drawer	Built in Warming Drawer	14cm Warming Drawer
Place Settings	5	6	6
Temperature Range	30-80°C	30-80°C	30-80°C
Size	Aperture: H 141 x W 560 x D 550mm	H 139 x W 595 x D 535mm	Aperture: H 141 x W 560 x D 535mm
Additional Features	- LED touch control - Vacuum seal your food for sous vide cooking - 50 bags included to start you off	- Pre-warm cups glasses function - Dough proving	- 4 functions: crockery warming, defrost, food warming, proving dough



# Dishwashers

## Slimline 45cm

If you need to save space in your kitchen, the slimline is perfect – and you won’t lose any of the functionality or energy efficiency of a 60cm.



## Standard 60cm

These dishwashers are ideal for a larger capacity. They have flexible racking and a number of specialist programmes that deliver great results.

## ComfortLift®

The unique AEG ComfortLift® dishwasher is the first dishwasher in the world that lets you gently slide and lift the lower basket upwards.




				
MODEL	NEFF S975HKX20G	AEG FSE72507P	Electrolux EEA22100L	Zanussi ZSLN1211
Code	253264	231726	231727	231728
Description	N50 45cm Slimline HomeConnect Integrated Dishwasher	45cm Slimline Dishwasher with cutlery drawer	45cm Slimline Integrated Dishwasher	45cm Slimline Integrated Dishwasher
Programmes	6	7	6	5
Place Settings	9	10	9	9
Water Consumption	8.5L			
Noise Level (dBA)	46	45	46	49
Energy Efficiency	E	E	F	F
Size	H 815 x W 448 x D 550mm Aperture: H 815-875 x W 450 x D 550mm	H 818 x W 446 x D 550mm Aperture: H 880 x W 450 x D 550mm	H 818 x W 446 x D 550mm Aperture: H 880 x W 450 x D 550mm	H 818 x W 446 x D 550mm Aperture: H 880 x W 450 x D 550mm
Additional Features	<ul style="list-style-type: none"><li>- Height Adjustable Top Basket</li><li>- InfoLight: Red light projection on the floor indicating when the machine is running</li><li>- Extra Dry: for difficult-to-dry loads select the extra drying option</li><li>- AquaStop for a lifetime guarantee against water damage</li><li>- VarioHinge smoothly lifts the furniture front above the plinth and base</li></ul>	<ul style="list-style-type: none"><li>- Room for more in the MaxiFlex drawer</li><li>- Find the right space for bulky utensils, long knives and cutlery you use in your cooking.</li><li>- Intuitive icons in the front give placement guidance and adjustable dividers offers flexibility</li></ul>	<ul style="list-style-type: none"><li>- AirDry - Up to 3x better drying performance with AirDry compared to closed door systems. The door opens up during the last part of the drying phase</li></ul>	<ul style="list-style-type: none"><li>- AirDry - Up to 3x better drying performance with AirDry compared to closed door systems. The door opens up during the last part of the drying phase</li></ul>

60cm Dishwashers

					
MODEL	<b>Samsung</b> DW60A8060BB/EU	<b>NEFF</b> S187ECX23G	<b>NEFF</b> S355HCX27G	<b>AEG</b> FSK52617Z	<b>AEG</b> FSK83828P
Code	240997	241271	253263	205977	239022
Description	60cm Integrated Connect Dishwasher	N70 60cm Dishwasher with doorOpen Assist	N50 60cm Dishwasher	60cm Dishwasher	60cm Connected Comfortlift Dishwasher
Programmes	8/12 Wash Programmes	8	6	7	7
Place Settings	14	14	14	13	14
Water Consumption	8.5L	9.5L	9.5L	9.9L	11
Noise Level (dBA)	43 dB(A)	42 dB(A)	46 dB(A)	44	42 dB
Energy Efficiency	A	D	D	E	D
Size	H 815 x W 598 x D 550mm	H 815 x W 598 x D 550mm	H 815 x W 598 x D 550mm	H 818 x W 596 x D 550mm Aperture: H 880 x W 600 x D 550mm	H (min/max) 820/900 x W 600 x D 570mm
Additional Features	<ul style="list-style-type: none"><li>- Auto Door Open</li><li>- Info Light</li><li>- 55 Minute Express Wash</li><li>- Flex Load System</li><li>- Smart Things connected</li><li>- Flexible Racks</li></ul>	<ul style="list-style-type: none"><li>- doorOpen Assist - Simple to use, designed for handleless kitchens</li><li>- Home Connect - Wi Fi enabled</li><li>- Flex Cutlery Drawer - loading on 3rd level</li><li>- 3 stage Rackmatic height-adjustable top basket</li><li>- 6 foldable plate racks in top and bottom basket</li><li>- Glass rack in bottom basket</li><li>- Time Light - Light projection on the floor</li><li>- White interior EmotionLight</li><li>- Time delay (3, 6 or 24 hours)</li></ul>	<ul style="list-style-type: none"><li>- Flex Cutlery Drawer - loading on 3rd level</li><li>- 3 stage Rackmatic height-adjustable top basket</li><li>- 6 foldable plate racks in top and bottom basket</li><li>- Glass rack in bottom basket</li><li>- Time Light - Light projection on the floor</li><li>- Time delay (3, 6 or 24 hours)</li></ul>	<ul style="list-style-type: none"><li>- QuickSelect offers optimal control</li><li>- Choose the cycle time with the slider and add extra treatments with a tap</li></ul>	<ul style="list-style-type: none"><li>- Connected</li><li>- ComfortLift</li><li>- QuickSelect LED display</li><li>- Beam on Floor</li></ul>

60cm Dishwashers

					
MODEL	AEG FSS63607P	Electrolux KEAF7200L	Electrolux KESC8300L	Zanussi ZDLN2621	Zanussi ZDLN1511
Code	239024	239025	205980	231730	231729
Description	60cm Dishwasher	60cm Dishwasher	60cm Dishwasher with SatelliteClean®	60cm Integrated Dishwasher	60cm Integrated Dishwasher
Programmes	7	5	8	6	
Place Settings	13	13	14	14	13
Water Consumption	10.5	9.9	10.5L	9.9L	9.9L
Noise Level (dBA)	44 dB	49dB	46	46	49
Energy Efficiency	D	E	D	E	F
Size	H (min/max) 820/900 x W 600 x D 570mm	H (min/max) 820/880 x W 600 x D 550mm	H 818 x W 596 x D 550mm Aperture: H 880 x W 600 x D 550mm	H 818 x W 596 x D 550mm Aperture: H 880 x W 600 x D 550mm	H 818 x W 596 x D 550mm Aperture: H 880 x W 600 x D 550mm
Additional Features	- SprayZone - QuickSelect LED display - Beam on Floor	- AirDry - 30 minute quick wash	- Instead of a loud beep, the dishwasher clearly tells you its status by projecting a dot on the floor. Red when it's running, green when it's complete	- AirDry dishwasher automatically opens the door in the final part of the cycle, letting fresh air inside – performing three times better than our closed-door systems. Automatic drying, with no extra effort from you	- AirDry dishwasher automatically opens the door in the final part of the cycle, letting fresh air inside – performing three times better than our closed-door systems. Automatic drying, with no extra effort from you



AEG ComfortLift Dishwashers

The ComfortLift feature allows you take the strain off your back. The bottom basket slides out and can be lifted with one click to a comfortable height to make loading and unloading easier.



# Laundry

## Integrated washing machines

We have a wide selection of integrated washing machines to suit your needs.





## Washer dryers





These space-saving models are a standard built-in size, but they can still wash large loads and dry items up to 4kg.

## Freestanding washing machines




Freestanding washing machines can give you design flexibility whilst increasing load capacity.





				
MODEL	Samsung WW90T684DLN/S1	NEFF W544BX1GB	AEG L7FC8432BI	AEG L7FEE965R
Code	208203	231671	205988	205995
Description	Washing Machine	Integrated 8kg Washing Machine	Integrated 8kg Washing Machine	Freestanding 9kg Washing Machine
Programmes	22	14	15	20
Washer Load Capacity (kg)	9	8	8	9
Spin Speed	1400 rpm	1400rpm	1400rpm	1600rpm
Noise Level (dBA)	72 dB	Wash 41dB / Spin 66dB(A)	68	77
Energy Efficiency	A	C	D	C
Size	H 850 x W 600 x D 550mm	H 818 x W 596 x D 544mm	H 819 x W 596 x D 540mm	H 850 x W 600 x D 605mm
Additional Features	<ul style="list-style-type: none"><li>- ecobubble™</li><li>- Addwash™</li><li>- AutoDose</li><li>- Smart Control + (WiFi Connectivity)</li><li>- Super Speed</li><li>- Hygiene Steam</li><li>- 15 minute Quick Wash</li><li>- Fabric Care Drum</li><li>- Drum Clean+</li><li>- Stay Clean Drawer</li><li>- Bubble Soak</li><li>- DIT</li></ul>	<ul style="list-style-type: none"><li>- Super Quick 15/30 programmes</li><li>- Reload Function: Lets you add items even after the programme has started</li><li>- TimeLight: The time remaining in the program is projected onto the floor</li><li>- EcoSilence drive with 10 year warranty</li></ul>	<ul style="list-style-type: none"><li>- ProSteam® uses vapour at the end of cycles to reduce wrinkles</li><li>- Minimises the need for ironing and dry-cleaning for items like shirts</li></ul>	<ul style="list-style-type: none"><li>- ProSteam® uses vapour at the end of cycles to reduce wrinkles</li><li>- Minimises the need for ironing and dry-cleaning for items like shirts</li></ul>

				
MODEL	AEG L7FEC146R	AEG L8FEC966CA	Electrolux E774F402BI	Zanussi Z712W43BI
Code	205994	239078	205990	205992
Description	Freestanding 10kg Washing Machine	Freestanding 8000 series Connected Washing Machine	Integrated 7kg Washing Machine	Integrated 7kg Washing Machine
Programmes	16	10	15	15
Washer Load Capacity (kg)	10	9	7	7
Spin Speed	1400rpm	1600rpm	1400rpm	1200rpm
Noise Level (dBA)	75	76	72	52
Energy Efficiency	C	A	F	F
Size	H 850 x W 600 x D 605mm	H 847 x W 597 x D 631mm	H 819 x W 596 x D 540mm	H 820 x W 596 x D 540mm
Additional Features	<ul style="list-style-type: none"><li>- ProSteam® uses vapour at the end of cycles to reduce wrinkles</li><li>- Minimises the need for ironing and dry-cleaning for items like shirts</li></ul>	<ul style="list-style-type: none"><li>- Connected Via My AEG app</li><li>- Autodose</li><li>- Ökomix</li><li>- ProSteam</li><li>- Woolmark Green</li></ul>	<ul style="list-style-type: none"><li>- SteamCare system ends each wash with a whoosh of steam, reducing wrinkles by a third and achieving a flawless finish without ironing</li></ul>	<ul style="list-style-type: none"><li>- AutoAdjust feature weighs each load and adjusts the cycle to use the most efficient settings</li></ul>

Washer Dryers

			
MODEL	Samsung WD90T654DBN/S1	NEFF V6540X2GB	AEG L7WC8632BI
Code	208212	234851	205989
Description	Washer Dryer	7kg 1400rpm Washer Dryer	Integrated 8kg Washer Dryer
Programmes	24	17	20
Washer Load Capacity (kg)	9	7	8
Dryer Load Capacity (kg)	6	4	4
Spin Speed	1400rpm	1400rpm	1600rpm
Noise Level (dBA)	72	72 (spinning)	70
Energy Efficiency	E	E	E
Size	H 850 x W 600 x D 650mm	H x 820 W x 595 D x 584mm	H 819 x W 596 x D 540mm
Additional Features	<ul style="list-style-type: none"><li>- ecobubble™</li><li>- Addwash™</li><li>- Smart Control + (WiFi Connectivity)</li><li>- Wash + Dry</li><li>- Super Speed</li><li>- Hygiene Steam</li><li>- 15 minute Quick Wash</li><li>- Fabric Care Drum</li><li>- Drum Clean+</li><li>- Stay Clean Drawer</li><li>- Bubble Soak</li><li>- DIT</li></ul>	<ul style="list-style-type: none"><li>- LED display</li><li>- 24hr Time Delay and remaining indicator</li><li>- Aquastop complete water protection</li></ul>	<ul style="list-style-type: none"><li>- Integrates with other appliances</li><li>- Runs quietly</li><li>- Provides total care for delicate fabrics</li></ul>

		
MODEL	Electrolux E776W402BI	Zanussi Z716WT83BI
Code	205991	205993
Description	Integrated 7kg Washer Dryer	Integrated 7kg Washer Dryer
Programmes	17	15
Washer Load Capacity (kg)	7	7
Dryer Load Capacity (kg)	4	4
Spin Speed	1600rpm	1600rpm
Noise Level (dBA)	70	70
Energy Efficiency	E	E
Size	H 819 x W 596 x D 540mm	H 819 x W 596 x D 540mm
Additional Features	<ul style="list-style-type: none"><li>- SteamCare reduces wrinkles in clothing</li><li>- FreshScent refreshes clothing</li><li>- Non-stop 60-minute programme</li></ul>	<ul style="list-style-type: none"><li>- Flextime feature means you can adjust the length of a full cycle, so laundry is ready when you are</li></ul>

Tumble Dryer


Samsung DV90T6240LN/S1
208204
Heat Pump Tumble Dryer
16
-
9
-
63
A+++
H 850 x W 600 x D 600mm
<ul style="list-style-type: none"><li>- Heat pump Technology (A+++ Energy Rating)</li><li>- OptimalDry™</li><li>- Smart Control</li><li>- Hygiene Care</li><li>- Reversible Door</li><li>- Quick Dry</li><li>- 2 in 1 Filter</li><li>- Airwash</li></ul>

Accessories


Samsung SKK-UDX
206546
Stacking Kit
<ul style="list-style-type: none"><li>- Enables stacking of appliances and has slide out shelf for holding your linen basket</li></ul>





# Cooling

Our wide range of cooling appliances includes different designs, benefits and features by market-leading brands Samsung, NEFF, AEG, Electrolux, Zanussi and CDA.



## Wine coolers

Wine coolers are stylish and can be easily integrated under your work surface or within a kitchen island. Optimum storage ensures your wine tastes better for longer by protecting it from heat, light and humidity.



## Fridges

Our fridges can be integrated, which is ideal for smaller kitchens. These products have a variety of capacities to suit any kitchen size.



## Freezers



We have a range of frost-free freezers, which will ensure that the appliances are as efficient as possible.



## Fridge Freezers

Choose a 50:50 or 70:30 split to suit your family's lifestyle requirements. If you have a large family or entertain regularly, there's also the option of one of our freestanding American fridge freezers.







Fridges

				
MODEL	NEFF K4316XFF0G	NEFF KI1812SF0G	AEG SKK818E9ZC	AEG SKB582F1AF
Code	231673	234850	231836	234618
Description	N50 Integrated Under Counter Fridge	N50 Tall Single Door Fridge	LongFresh MultiFlow Fridge	Integrated Under Counter Fridge
Shelves/Drawers	3 Safety Glass Shelves / 1 Drawer	7 safety glass shelves	5/1	3/1
Capacity (litres)	137L	319L	212 / 86L	133L
Energy Efficiency	F	F	E	F
Size	H 820 x W 598 x D 548mm Aperture: H 820 x W 600 x D 550mm	H 1772 x W 541 x D 545mm Aperture: H 1775 x W 560 x D 550mm	Aperture: H 1780 x W 560 x D 550mm	Aperture: H 820 x W 600 x D 550mm
Additional Features	<ul style="list-style-type: none"><li>- LED Lighting: Bright light in the entire fridge</li><li>- Bottle holder in x-deep door tray</li><li>- Easy clean interior</li></ul>	<ul style="list-style-type: none"><li>- Bright interior LED fridge light</li><li>- SuperCooling</li><li>- FreshSense - constant temperature by intelligent sensor</li><li>- 2 vegetable/salad containers</li><li>- 6 door bins</li><li>- Electronic control</li></ul>	<ul style="list-style-type: none"><li>- Metal back</li><li>- Noise level 37 dB(A)</li><li>- Longfresh 0°C compartment</li><li>- MultiFlow stabilising temperature and humidity</li><li>- Clean air filter</li><li>- Soft LED lighting</li></ul>	<ul style="list-style-type: none"><li>- Metal back</li><li>- Robust safety glass shelves</li><li>- Noise level 37 dB(A)</li></ul>



			
MODEL	AEG SKE818E1DC	Zanussi ZRAN88FS	Zanussi ZRDN18FS1
Code	239079	234616	234611
Description	Tall integrated Fridge	Integrated Mid Height Fridge	Integrated Tower Fridge
Shelves/Drawers	6/1	3/1	5/1
Capacity (litres)	310L	142L	310L
Energy Efficiency	E	F	F
Size	H 1780 x W 560 x D 550mm	Aperture: H 880 x W 560 x D 550mm	Aperture: H 1780 x W 560 x D 550mm
Additional Features	Electronic control, Coolmatic, Telescopic drawer	<ul style="list-style-type: none"><li>- Metal back</li><li>- Noise level 38 dB(A)</li></ul>	<ul style="list-style-type: none"><li>- Metal back</li><li>- Noise level 34 dB(A)</li></ul>

Freezers

		
MODEL	NEFF GI7813EF0G	AEG ABK818E6NC
Code	231415	231839
Description	N70 Integrated Tower Freezer	Frost Free Upright Freezer
Frost-Free	✓	✓
Shelves/Drawers	2 hinged compartments, 5 transparent drawers	5 Drawers, 2 Flaps
Capacity (litres)	212L	204L
Energy Efficiency	F	E
Size	H 1772 x W 558 x D 545mm Aperture: H 1775 x W 560 x D 550mm	Aperture: H 1780 x W 560 x D 550mm
Additional Features	<ul style="list-style-type: none"><li>- FreshSense: A constant temperature kept by an intelligent sensor</li><li>- Left hinged door, also reversible</li><li>- Easy Clean magnetic door seals</li><li>- 2 Big Box Drawers</li></ul>	<ul style="list-style-type: none"><li>- Dual touch control allows precise settings for both fridge and freezer</li><li>- Frostmatic freezes fresh foods quickly in order to better preserve all nutritional qualities</li></ul>

		
MODEL	AEG ABE682F1NF	Zanussi ZYAE82FR
Code	231834	231835
Description	Integrated Under Counter Freezer	Integrated Under Counter Freezer
Frost-Free	✓	–
Shelves/Drawers	3 Drawers	4 Drawers
Capacity (litres)	85L	86L
Energy Efficiency	F	F
Size	Aperture: H 820 x W 600 x D 550mm	Aperture: H 820 x W 600 x D 550mm
Additional Features	<ul style="list-style-type: none"><li>- Frostmatic freezes fresh foods quickly in order to better preserve all nutritional qualities</li><li>- FastFreeze function activates the maximum freezing power</li></ul>	<ul style="list-style-type: none"><li>- By quickly cooling ingredients with FastFreeze, the most important nutrients are locked in</li></ul>





Fridge Freezers





	
Samsung RS52N3313SL/EU	Samsung RS67A8810S9/EU
255963	255962
American Fridge Freezer	American Fridge Freezer
✓	✓
Fridge: 3/2 Freezer: 4/2	Fridge: 3/2 Freezer: 2
-	-
F	F
H 734 x W 1789 x D 912mm	H 716 x W 1780 x D 912mm
<ul style="list-style-type: none"><li>- Family Hub Screen</li><li>- Beverage centre</li><li>- Triple &amp; Metal cooling</li></ul>	<ul style="list-style-type: none"><li>- Water &amp; Ice Dispenser</li><li>- Twin Cooling Plus</li></ul>

	
Samsung RS67A8810B1/EU	Samsung RF50A5202S9/EU
255961	255960
American Fridge Freezer	French (Multi Door) Fridge Freezer
✓	✓
Fridge: 3/3 Freezer: 2	Fridge: 3/2 Freezer: 2
-	-
F	F
H 716 x W 1780 x D 912mm	H 715 x W 1776 x D 817mm
<ul style="list-style-type: none"><li>- Water &amp; Ice Dispenser</li><li>- Twin Cooling Plus</li><li>- Fingerprint resistant</li></ul>	<ul style="list-style-type: none"><li>- Water &amp; Ice Dispenser</li><li>- Twin Cooling Plus</li><li>- Fingerprint resistant</li></ul>






Fridge Freezers



				
MODEL	Samsung RF23R62E3B1/EU	Samsung RF22R7351SR/EU	NEFF KI5872SE0G	AEG RCB736E5MB
Code	255959	255958	241269	232150
Description	French (Multi Door) Fridge Freezer	French (Multi Door) Fridge Freezer	N 50 70:30 Fridge Freezer	Freestanding No Frost CustomFlex Fridge Freezer
Frost-Free	✓	✓	-	✓
Shelves/ Drawers	Fridge: 4/2 Freezer: 4/2	Fridge: 4/2 Freezer: 4/2	5 safety glass shelves 3 transparent freezer drawers	Fridge: 3 Full Width + 1Flexi shelf glass shelf, Extra large glide-out salad drawer, 1 full width covered dairy compartment Freezer: 3 Full Width freezer drawers
Capacity (litres)	-	-	Fridge: 200L Freezer: 70L	Fridge: 275L Freezer: 104L
Energy Efficiency	F	F	E	E
Size	H 788 x W 1777 x D 908mm	Aperture: H 1780 x W 560 x D 550mm	H 1772 x W 541 x D 548mm	H 2010 x W 595 x D 650mm
Additional Features	- Water & Ice Dispenser - Twin Cooling Plus	- Water & Ice Dispenser - Twin Cooling Plus	- Bright interior LED fridge light - LED Electronic control - SuperFreeze function - 1 FreshSafe drawer with humidity control - LowFrost: Reduces frost in the freezer - SuperFreeze function	- 360° air circulation ensures consistent temperature in every corner. CustomFlex® lets you organise your fridge storage just the way you want. Dedicated low-temperature Extra Chill drawer, for your

				
MODEL	Samsung RF65A977FSR/EU	Samsung RB38T633ESA/EU	AEG SCE818E6TC	AEG SCE819E7TS
Code	255957	255964	234610	234609
Description	Family Hub French (Multi Door) Fridge Freezer	Combi Fridge Freezer	70:30 Integrated Fridge Freezer	Extra Tall 70:30 Integrated Fridge Freezer
Frost-Free	✓	✓	✓	✓
Shelves/ Drawers	Fridge: 5/2 Freezer: 4/2	Fridge: 4/3 Freezer: 0/3	Fridge: 3 Full Width + 1Flexi glass shelf & 2 drawers Freezer: 3 Full Width freezer drawers	Fridge: 3 Full Width + 1Flexi glass shelves, Extra large glideout salad drawer Freezer: 3 Full Width freezer drawers
Capacity (litres)	-	-	Fridge: 189L Freezer: 76L	Fridge: 211L Freezer: 76L
Energy Efficiency	F	E	E	E
Size	H 723 x W 1825 x D 912mm	H 658x W 2030 x D 595mm	Aperture: H 1780 x W 560 x D 550mm	Aperture: H 1894 x W 560 x D 550mm
Additional Features	- Water dispenser - All around cooling	- Water dispenser - All around cooling	- Metal back - Customflex refrigerator door - Noise level 39dB(A) - Holiday function - Coolmatic function	- Metal back - Customflex refrigerator door - SpinView Shelf - Noise level 36dB(A) - Holiday function - Coolmatic function





Fridge Freezers

<b>MODEL</b>			
	<b>AEG</b> SCE818F6NS	<b>AEG</b> SCE818F6TS	<b>Zanussi</b> ZNHN18FS1
<b>Code</b>	234612	234613	234617
<b>Description</b>	50:50 Integrated Fridge Freezer	70:30 Integrated Fridge Freezer	70:30 Integrated Fridge Freezer
<b>Frost-Free</b>	✓	✓	✓
<b>Shelves/Drawers</b>	Fridge: 3/2 Freezer: 4	Fridge: 3+ 1 flexi shelf Freezer: 2/3	Fridge: 4/2 Freezer: 2/3
<b>Capacity (litres)</b>	Fridge: 152L Freezer: 87L	Fridge: 192L Freezer: 61L	Fridge: 192L Freezer: 61L
<b>Energy Efficiency</b>	F	F	F
<b>Size</b>	Aperture: H 1780 x W 560 x D 560mm	Aperture: H 1780 x W 560 x D 550mm	Aperture: H 1780 x W 560 x D 550mm
<b>Additional Features</b>	- Metal back - Noise level 36dB(A) - Frostmatic function - High temperature indicator - Door open indicator - Holiday function	- Metal back - Electronic touch controls with digital indicators	- Metal back - Electronic touch controls - Noise level 39 dB(A)

<b>MODEL</b>		
	<b>Zanussi</b> ZNLN18FS1	<b>Zanussi</b> ZNTN19ES1
<b>Code</b>	234614	239080
<b>Description</b>	70:30 Integrated Fridge Freezer	Extra tall 70:30 integrated Fridge Freezer
<b>Frost-Free</b>	Low Frost	✓
<b>Shelves/Drawers</b>	Fridge: 4 shelves Freezer: 3 drawers	Fridge: 5 shelves Freezer: 4 drawers
<b>Capacity (litres)</b>	Fridge: 196L Freezer: 72L	Fridge: 213L Freezer: 60L
<b>Energy Efficiency</b>	F	E
<b>Size</b>	Aperture: H 1780 x W 560 x D 550mm	H 1780x W 560 x D 550mm
<b>Additional Features</b>	- Metal back - Noise level 36 dB(A)	- Electronic control - Coolmatic - Telescopic drawer

Side by Side  
Fridge Freezers

	<b>Samsung</b> RS6HA8891SL/EU
	208202
Family Hub Side by Side Fridge Freezer	
✓	
Fridge: 5/2 Freezer: 4/2	
633L	
E	
H 1780 x W 912 x D 716mm	
- Food Management - Twin Cooling Plus™ - Plumbed Water & Ice Dispenser - SpaceMax™ - Metal Cooling Interior - Digital Inverter Compressor	

	<b>AEG</b> RMB954F9VX
	236360
Connected Side by Side Fridge Freezer	
✓	
Fridge: 3 + 1 flexi shelf Freezer: 2	
Fridge: 413L Freezer: 268L	
F	
H 1782 x W 913 x D 746mm	
- Multiswitch drawer provides a temperature flexibility of -18° to 7° The TwinTech® system ensures your produce is stored at the optimum temperature and humidity levels MultiFlow stabilising temperature and humidity	

Wine Coolers

<b>MODEL</b>			
	<b>CDA</b> FWC153SS	<b>CDA</b> FWC304SS	<b>CDA</b> FWC304BL
<b>Code</b>	149392	148784	161384
<b>Description</b>	150mm Wine Cooler Stainless, Steel	300mm Wine Cooler Stainless, Steel	300mm Wine Cooler, Black
<b>Storage capacity (no of 75cl bottles)</b>	7	20	20
<b>Temperature range</b>	5 - 20°C	5 - 20°C	5 - 20°C
<b>Electronic temperature control</b>	✓	✓	✓
<b>Touch control</b>	✓	✓	✓
<b>Energy Efficiency</b>	G	G	G
<b>Noise (dBa)</b>	40	40	40
<b>Dimensions</b>	H 820-880 x W 148 x D 525mm	H 820-880 x W 295 x D 570mm	H 820-880 x W 295 x D 570mm
<b>Additional features</b>	Includes: temperature alarm, humidity control, UV glass protection and LED interior lighting	Includes: temperature alarm, humidity control, UV glass protection and LED interior lighting	Includes: temperature alarm, humidity control, UV glass protection and LED interior lighting

<b>MODEL</b>			
	<b>CDA</b> FWC604SS	<b>CDA</b> FWC604BL	<b>AEG</b> KWK884520M
<b>Code</b>	161385	178452	231725
<b>Description</b>	600mm Wine Cooler, Stainless Steel	600mm Wine Cooler, Black	45cm Tall Integrated Wine Cooler
<b>Storage capacity (no of 75cl bottles)</b>	45	45	18
<b>Temperature range</b>	5 - 20°C	5 - 20°C	5 - 20°C
<b>Electronic temperature control</b>	✓	✓	✓
<b>Touch control</b>	✓	✓	✓
<b>Energy Efficiency</b>	G	G	F
<b>Noise (dBa)</b>	40	40	39
<b>Dimensions</b>	H 820-880 x W 595 x D 570mm	H 820-880 x W 595 x D 570mm	H 450 x W 560 x D 550mm
<b>Additional features</b>	Includes: temperature alarm, humidity control, UV glass protection and LED interior lighting	Includes: temperature alarm, humidity control, UV glass protection and LED interior lighting	Includes: temperature alarm, humidity control, UV glass protection and LED interior lighting





For more ideas, inspiration and to stay up to date on our latest kitchen offers, follow us on Pinterest, Instagram and Facebook and sign up to our emails at [wickes.co.uk](https://www.wickes.co.uk)



**Visit [wickes.co.uk](https://www.wickes.co.uk) or call 0330 123 4123**

Wickes Building Supplies Limited, Vision House, 19 Colonial Way, Watford, WD24 4JL.

Wickes take every care to ensure that the product design, descriptions, specifications and techniques of constructing our products are accurate at the date of printing. We constantly strive to improve our products and this may result from time to time in changes to our ranges. Please check that design, descriptions, specifications and techniques of construction described in this brochure are still valid at the time of purchase. Colours in this Brochure are as accurate as the print process will allow.  
© Wickes Building Supplies Limited 2021. All rights reserved. No part of this publication may be produced or transmitted in any form or by any means electronic, mechanical, photocopying, recordings or otherwise or stored in any retrieval system of any nature without the written permission of the copyright holder and the publisher.

252134 Printed December 2021

