

A black paint can is shown overflowing with a vibrant, multi-colored splash of paint. The paint is splashing upwards and outwards, creating a dynamic and colorful scene. The colors include yellow, orange, red, purple, blue, and green. The background is a solid blue color. The paint is dripping down the sides of the can and pooling on the surface below.

Wickes

Discover
our range of
Kimberley
Walsh
paint

Colour
collection

Looking to start your next paint project?

At Wickes we have all the inspiration and help you'll need to make your project a reality. The colours you choose for your home say a lot about you and your personality. Dark and mysterious. Bright and extroverted. Pale and interesting. Or a mix of each. Our Wickes paint range has something for everyone with bright bold colours and subtle shades.

Contents

- Choosing your colour** 4
- Trends** 5-9
 - Natural Minimalism 5
 - Cosy Naturals 6
 - Warm Optimism 7
 - Rich Elegance 8
 - Mellow Sunset 9
- Kimberley Walsh** 10-11
- Colour** 12-29
 - Shades of White 12-13
 - Greys & Blacks 14-15
 - Creams 16-17
 - Neutrals 18-19
 - Yellows 20-21
 - Pinks 22-23
 - Purples 24-25
 - Greens 26-27
 - Blues 28-29
- Kitchen paint** 30
- Bathroom paint** 31
- Tough & Washable paint** 32-33
- Interior Wood & Metal paint** 34
- Exterior paint** 35
- The power of paint** 36-37
- What paint do I need?** 38



Follow us on social media



@wickes

We'd love to see your before and after paint projects, just tag us using @wickes


Choosing your colour

Colour can say a lot about you, as well as your home, and with the Wickes paint range you can express your personality through your colour choices. You can set a consistent mood throughout your home or have each room take on its own individual style. Whatever you choose, we're here to help you on your journey.

1 Get inspired

Browse the latest trends or follow us on Instagram and Pinterest for even more inspiration and real life customer images.

Follow us on social media
@wickes



Don't forget we also have tester pots available online and in store.



2 Get testing

Use our AR tool to find your perfect shade of paint by downloading our app. Choose the colour you want to try, point your device at your wall and your colour will appear, no fuss, no mess.



3 Time to paint

Once you've got your perfect colour, check out our product guide on pages 38 - 41 and select your perfect finish.

Colour featured: No.206 Soft Grey

No.430
Earl Grey

No.330
Soft Cashmere

No.240
Urban Nights

No.206
Soft Grey



Natural Minimalism

This trend fuses Scandinavian and Japanese influences for a stunning modern and minimalist décor.



Colour featured: No.410 Calico

Cosy Naturals

Subtle yet sophisticated earthy colours immediately add warmth and comfort to your room.

No.330
Soft Cashmere

No.410
Calico

No.435
Fig Tree

No.440
Butterscotch

No.210
Steel

No.205
Nickel

No.511
Mustard Yellow

No.525
Lion's Mane

Warm Optimism

Grey provides a calming neutral to balance the brightness of yellow, together the effect is both calming and vibrant.



Colour featured: No.210 Steel • No.525 Lion's Mane

Rich Elegance

Luxurious dark colours have soared in popularity, adding a bold statement to any room, working equally well in modern and traditional settings.

No.970
Admiral

No.841
Prussian Green

No.840
Estate Green

No.715
Maroon

No.621
Dusty Rose

No.515
Burnt Copper

No.512
Sweet Apricot

No.325
Skinny Latte

Colours featured: No.325 Skinny Latte • No.621 Dusty Rose

Colour featured: No.970 Admiral



Mellow Sunset

This warm, rich palette brings together the unique colours found in a setting sun, from pink through to yellow for a fresh and soothing result.

Kimberley

Kimberley Walsh, presenter, singer, actress, and DIY enthusiast, introduces her second exclusive paint colour, Subtle Sage, a soft and refreshing green shade inspired by nature.

Follow us on our socials @wickes to see Kimberley transform her guest bedroom with Subtle Sage.



“ I’m so excited to launch my second shade of paint. Subtle Sage is a tranquil hue, drawing inspiration from the soothing tones found in nature’s greenery. It effortlessly complements Blue Haze’s cooling yet cosy shade.

I hope you love this as much as I do. ”

No.806
Subtle Sage



Colour featured: No.906 Blue Haze



Share your Kimberley paint projects with us @wickes using #KimberleyWithWickes

Subtle Sage is limited edition only, while stocks last.



Style it your way

Inspired by Subtle Sage, we’ve carefully selected a complementary, flexible palette that includes the light and sophisticated Champagne and warm, rich Maroon.

No.405
Champagne

No.515
Burnt Copper

No.715
Maroon

No.806
Subtle Sage

No.816
Pastel Olive

No.906
Blue Haze

Wonders of white

If you thought white was a single colour, think again. Each of these whites has its own unique tone and personality, from fresh and bright to warm and comforting. Whether modern or traditional, there's a shade for every home.



Colour featured: No.125 Victorian White

No.0
Pure Brilliant
White

No.100
Almost White

No.110
Pure Cotton

No.125
Victorian White

No.130
Chalk White

No.135
Frosted White

No.140
Powder Grey

No.150
Cloud

No.155
Falling Feather

No.160
Elderflower

Grey

is the new
black

We all know that greys come in many shades, but do you realise how adaptable they can be? Blacks and darker greys can create a stunning, standout backdrop to lighter greys and whites.



Colours featured: No.205 Nickel • No.240 Urban Nights

- No.205 Nickel
- No.206 Soft Grey
- No.210 Steel
- No.220 Pewter
- No.225 Rock Pool
- No.230 Shadow Grey
- No.235 Slate
- No.240 Urban Nights
- No.245 Dark Flint
- No.255 Midnight Black

Dreams of cream

Our cream palette ranges from magnolia to cashmere, giving you a choice of tones as well as lighter and darker shades. Whether your home's modern or traditional, you can count on cream to show off its best features.



Colour featured: No.320 Biscuit

No.305
Cream

No.310
Magnolia

No.320
Biscuit

No.325
Skinny Latte

No.330
Soft Cashmere

Neutral is the new natural

This soft colour palette has been inspired by nature, giving you a range of neutral tones that sit comfortably side by side. Complete the look with natural textiles and white or cream detailing.



Colours featured: No.430 Earl Grey

- No.400 Ivory
- No.405 Champagne
- No.410 Calico
- No.420 Putty
- No.430 Earl Grey
- No.435 Fig Tree
- No.440 Butterscotch
- No.445 Driftwood

Call me mellow yellow

Uplifting, fresh and optimistic, this palette can be both subtle and striking. Try a bold feature wall for a strong statement or use the softer pastels for a gentler mood. Complete your look by incorporating soft furnishings in different tones.



Colour featured: No.512 Sweet Apricot

No.500
Primrose

No.510
Sunbeam

No.511
Mustard Yellow

No.512
Sweet Apricot

No.515
Burnt Copper

No.520
Saffron

No.525
Lion's Mane

Pretty in pink

Pink is a confident colour which adds a touch of decadence to any room. This palette ranges from dusky pink to a light blush, so you can decide how far you want to go. Pair with greys, gold and whites to complement the palette.



Colours featured: No.620 Fairytale

- No.600 Blush
- No.605 Poetic Pink
- No.610 Marshmallow
- No.611 Peony Pink
- No.615 Vintage Blush
- No.620 Fairytale
- No.621 Dusty Rose

Passion for purple

Purple is such an adaptable colour, ranging from pale mauve through to bold plum. Use darker shades to add a powerful punch or create a gentle, relaxing mood with lighter tones.



Colour featured: No.705 Lilac



Keen on green

We've taken inspiration from nature in creating this broad palette of greens. Whether you go for light or dark, subtle or bold, pair with browns, creams and golds.



Colours featured: No.825 Botanical Green

- No.800 Chinoise
- No.801 Fawn Green
- No.805 Sage
- No.815 Fern
- No.816 Pastel Olive
- No.820 Subtly Green
- No.821 Hazel
- No.825 Botanical Green
- No.830 Olive Green
- No.835 Optimism
- No.840 Estate Green
- No.841 Prussian Green
- No.845 Jewel Green

Into the blue

Blue is the colour of the moment thank to its versatility. Our palette includes dramatic darks as well as tranquil pastels. As in nature, you'll find beautiful undertones of green and grey tying each of these colours together.



Colour featured: No.906 Blue Haze

No.900
Duck Egg

No.905
Powder

No.906
Blue Haze

No.910
Sky

No.920
Beach-Hut

No.930
Sail Away

No.935
Ocean Drive

No.936
Ostrich Egg Blue

No.940
Teal

No.941
Turkish Blue

No.950
Royal Sapphire

No.955
Brilliant Blue

No.965
Navy Blue

No.970
Admiral

No.975
Moon Shadow

Kitchen



Our Kitchen emulsion is highly resistant to grease and moisture. It can be wiped clean, making it perfect for areas susceptible to grease stains and other everyday marks.

Scan the QR code to browse our Kitchen brochure

- No.0 Pure Brilliant White
- No.140 Powder Grey
- No.205 Nickel
- No.220 Pewter
- No.235 Slate
- No.305 Cream
- No.310 Magnolia
- No.320 Biscuit
- No.330 Soft Cashmere
- No.805 Sage

Bathroom



And relax... We have a range of peaceful colours to reflect that sense of calm we all want from our bathrooms. Practical as well as pretty, the soft sheen finish is designed to withstand moisture and resist mould.

Scan the QR code to browse our Bathroom brochure

- No.0 Pure Brilliant White
- No.110 Pure Cotton
- No.135 Frosted White
- No.140 Powder Grey
- No.150 Cloud
- No.235 Slate
- No.310 Magnolia
- No.400 Ivory
- No.900 Duck Egg
- No.910 Sky

Tough & Washable



Twenty times tougher than our standard paint, Tough & Washable Matt Emulsion lets you wipe away marks without damaging the finish. Protect high-traffic areas from everyday wear and tear.

- | | | | | | | | | | | |
|------------------------------|---------------------------|-----------------------|-------------------------|-----------------------|--------------------|-----------------------|-----------------------|-------------------------|----------------------------|---------------------|
| No.110
Pure Cotton | No.125
Victorian White | No.130
Chalk White | No.135
Frosted White | No.140
Powder Grey | No.150
Cloud | No.225
Rock Pool | No.230
Shadow Grey | No.235
Slate | No.240
Urban Nights | No.305
Cream |
| No.155
Falling Feather | No.160
Elderflower | No.205
Nickel | No.206
Soft Grey | No.210
Steel | No.220
Pewter | No.310
Magnolia | No.320
Biscuit | No.330
Soft Cashmere | No.400
Ivory | No.405
Champagne |
| No.0
Pure Brilliant White | No.100
Almost White | No.410
Calico | No.420
Putty | No.430
Earl Grey | No.500
Primrose | No.605
Poetic Pink | No.800
Chinoise | No.801
Fawn Green | No.805
Sage | No.600
Blush |
| No.816
Pastel Olive | No.821
Hazel | No.830
Olive Green | No.900
Duck Egg | No.905
Powder | No.815
Fern | No.906
Blue Haze | No.910
Sky | No.920
Beach-Hut | No.936
Ostrich Egg Blue | No.940
Teal |
| No.941
Turkish Blue | No.965
Navy Blue | No.970
Admiral | No.975
Moon Shadow | | | | | | | |

Interior wood & metal paint



Exterior paint



Complete your project by refreshing your interior wood and metal surfaces with our selection of finishes and formulas.

	Gloss High sheen reflective finish	Satin Mid sheen finish	Eggshell A subtle low sheen finish
Eggshell A subtle low sheen finish compared to the surface of an egg, hard-wearing finish with minimal reflectance.			✓
One Coat Available in gloss and satin finishes, one coat is easy to use and durable, with excellent opacity, requiring only one coat under most conditions.	✓	✓	
Non-Drip Available in gloss and satin finishes, our non-drip paint is easy to use and durable, with drip-resistant properties making application easier for the DIY painter.	✓	✓	
Quick Dry Available in gloss and satin finishes, this water-based, low-odour formulation makes the drying time quicker.	✓	✓	

Tough and long-lasting, Wickes Masonry paint is available in a smooth or textured finish. With a 15-year* all-weather guarantee and a range of colours, you can create a great first impression of your home.

Exterior Walls

●●
Brilliant White

●
Magnolia

●
Sandstone

●●
Storm Grey

●
Brick Red

●
Anthracite Grey

●●
Black

Exterior Wood & Metal

G S
Brilliant White

S
Spring Sage

S
Muted Olive

G S
Storm Grey

G
Poppy

G
Buckingham Green

G
Oxford Blue

G
Brownie

S
Anthracite Grey

G S
Black

Use this handy key to find out which finish your favourite shades are available in. ● Smooth ● Textured Satin G Gloss S Satin

*Guarantee does not affect your statutory rights.

34

35

The power of paint

At Wickes we have all the ideas and advice you'll need to complete your paint project, from how to guides to simple techniques to transform your space with paint. Head to wickes.co.uk and click 'ideas and advice' in the navigation bar to make your next project a reality.



DIY wood panelling

Panelling is having a moment and doing it yourself couldn't be easier, use our pre-packaged kits which you can find by searching 'wall panelling kits' or scan the QR code for a step by step guide with Kimberley Walsh.



Helpful how-to's

From painting a wall to putting up shelves, our handy guides will help you transform your home.



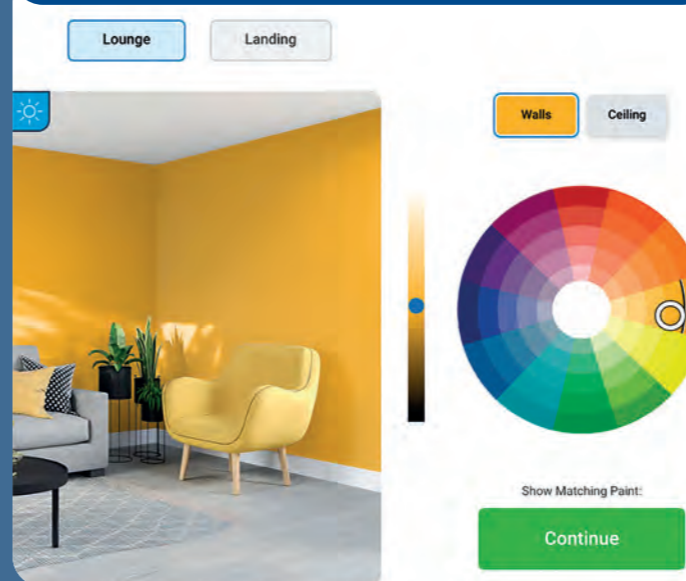
Creative paint projects

If you're looking from something creative, why not try our furniture upcycling project?

Paint visualiser

Experiment and find your perfect shades with our paint visualiser, then easily shop the product you need to bring your vision to life.

Find it at wickes.co.uk/paint-selector



Latest trends and inspiration

Keep your space up to date with the latest looks and styles.



Don't forget your tools...

Once you're ready to start your project, we have everything you need to complete it including caulk, dust sheets and rollers.

Including popular brands such as, Harris, Frogtape and Polycell along with our own brand supplies.

Search for 'decorating supplies' at wickes.co.uk



What paint do I need?

Once you have chosen your paint colour, the next step is to select the right type of paint for your project.



Walls & Ceilings

Available in vinyl matt or vinyl silk. Ideal for living areas like bedrooms or lounges.



Tough & Washable

Twenty times tougher than standard emulsion, hard wearing and washable with a matt finish. Ideal for high traffic areas like hallways.



Kitchens

Greaseproof, stain-resistant and washable. Ideal for areas that must be cleaned frequently.



Bathroom


Moisture, steam and mould-resistant with a soft sheen finish. Ideal for bathroom and areas prone to condensation.

Colour guide

Use this handy key to find out which finish your favourite shades are available in.

M Matt **S** Silk ● Tough & Washable ● Kitchen ● Bathroom

M S ● ● ● No. 0 Pure Brilliant White	M S ● No. 100 Almost White	M ● ● No. 110 Pure Cotton	M S ● No. 125 Victorian White	M ● No. 130 Chalk White	M S ● ● ● No. 135 Frosted White	M S ● ● ● ● No. 140 Powder Grey
M ● ● ● No. 150 Cloud	M ● No. 155 Falling Feather	M ● No. 160 Elderflower	M S ● ● No. 205 Nickel	M ● No. 206 Soft Grey	M ● No. 210 Steel	M S ● ● ● No. 220 Pewter
M ● No. 225 Rock Pool	M S ● No. 230 Shadow Grey	M ● ● ● ● No. 235 Slate	M S ● No. 240 Urban Nights	M S No. 245 Dark Flint	M S No. 255 Midnight Black	M ● ● ● No. 305 Cream
M S ● ● ● ● No. 310 Magnolia	M ● ● ● No. 320 Biscuit	M No. 325 Skinny Latte	M ● ● ● No. 330 Soft Cashmere	M S ● ● ● No. 400 Ivory	M S ● No. 405 Champagne	M S ● ● ● No. 410 Calico
M ● No. 420 Putty	M ● No. 430 Earl Grey	M No. 435 Fig Tree	M No. 440 Butterscotch	M No. 445 Driftwood	M S ● No. 500 Primrose	M No. 510 Sunbeam



Colour
collection

Wickes

Shopping List

- Masking tape
- Dust sheets
- Sugar soap
- Paint stirrer
- Paint brushes
- Roller
- Roller tray

My Project

Paint

.....

.....

.....

.....

.....

.....



More choice online at wickes.co.uk

Find it

Order it. Get it.

In the printing of this brochure every effort has been made to ensure perfect reproduction of the colour swatches, but due to printing limitations, the colours shown on this card may not be an exact match to the paints. Colour shades are prone to variance depending on the substrate and texture of the surface being painted or the lighting within a room - that's why we recommend testing your selected colour on a small area of the actual surface before you make your final decision. Tester pots are available for all Wickes emulsion colours. Note: Tester pots are indicative of the colour only and may not represent the sheen/finish of the final product.

Before using the product, please ensure you read the instructions, including all health and safety warnings on the back of the packaging.



Click & Collect
Order online and collect in store.



Pick up in store
Head to Wickes with your shopping list. If you need assistance, we'll be happy to help you find everything.



Have it delivered
Place your order over the phone on 0330 123 4123 or at wickes.co.uk and we can deliver your order at a convenient time for you.



For more ideas, inspiration and to stay up to date on our latest paint offers, follow us on Instagram, Pinterest, Facebook and TikTok and sign up to our emails at wickes.co.uk

Visit wickes.co.uk or call 0330 123 4123

Wickes Building Supplies Limited, Vision House, 19 Colonial Way, Watford, WD24 4JL.

Wickes take every care to ensure that the product design, descriptions, specifications and techniques of constructing our products are accurate at the date of printing. We constantly strive to improve our products and this may result from time to time in changes to our ranges. Please check that design, descriptions, specifications and techniques of construction described in this brochure are still valid at the time of purchase. Colours in this Brochure are as accurate as the print process will allow. © Wickes Building Supplies Limited 2024. All rights reserved. No part of this publication may be produced or transmitted in any form or by any means electronic, mechanical, photocopying, recordings or otherwise or stored in any retrieval system of any nature without the written permission of the copyright holder and the publisher.