



**Wickes**

Colour

**Collection**

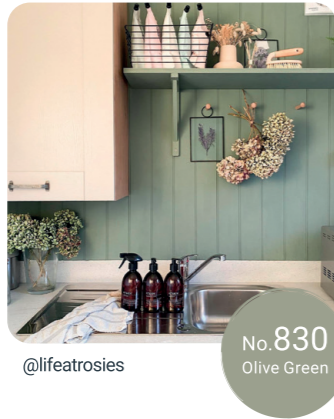
# Feel as proud as a peacock with Wickes.

At Wickes, we have everything you need to bring your paint project to life. From the latest trends to step-by-step guides, we've got you covered every step of the way. Whether you're after bold brights or subtle shades, explore our paint range to find your perfect match.



No. 515  
Burnt Copper

@0114terrace\_



No. 830  
Olive Green

@lifeatrosies



No. 965  
Navy Blue

@fairylightsandolivetree



No. 621  
Dusty Rose

@itslizziealice



No. 800  
Chinoise

@lovely.cuppa.tea



No. 840  
Estate Green

@friarforthree



No. 520  
Saffron

@maisondumoose



No. 805  
Sage

@our\_little\_home2home\_reno



No. 255  
Midnight Black

@ournewprojectnumber3



No. 970  
Admiral

@stylingmyhouse

## Follow us on social

Get the latest trends, inspiration and new ranges at your finger tips. We'd love to see your before and after kitchen projects, just tag us using

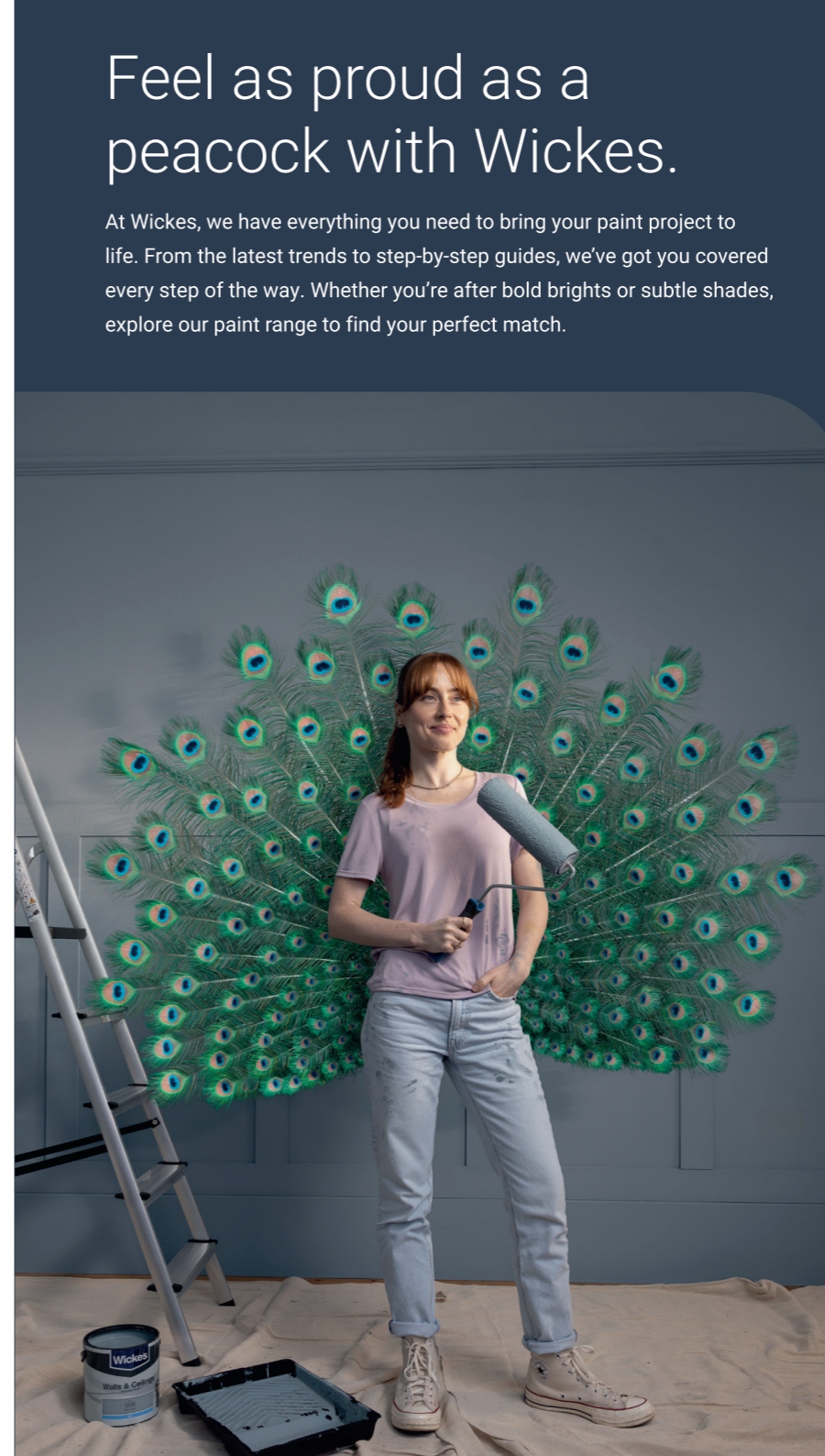
@wickes



The front cover image has been generated with the use of AI and may not accurately represent the colours of any specific product

## Contents

<b>Choosing your colour</b>	<b>4</b>
<b>Trends</b>	<b>5-9</b>
Natural Minimalism	5
Cosy Naturals	6
Warm Optimism	7
Rich Elegance	8
Mellow Sunset	9
<b>Kimberley Walsh with Wickes</b>	<b>10-11</b>
<b>Colour</b>	<b>12-27</b>
Shades of White	12-13
Greys & Blacks	14-15
Creams	16-17
Neutrals	18-19
Yellows	20-21
Pinks	22-23
Greens	24-25
Blues	26-27
<b>Colour is just the beginning</b>	<b>28-29</b>
<b>Tough &amp; Washable paint</b>	<b>30-31</b>
<b>Kitchen &amp; Bathroom paint</b>	<b>32</b>
<b>Interior Wood &amp; Metal paint</b>	<b>33</b>
<b>Exterior paint</b>	<b>33</b>
<b>What paint do I need?</b>	<b>34</b>



# Choosing your *colour*

Colour can say a lot about you, as well as your home. With the Wickes paint range you can express your personality through your colour choices, set a consistent mood throughout your home or have each room take on its own individual style. Whatever you choose, we're here to help you on your journey.

## 1 Get inspired

Follow us on Instagram or scan the QR code to use our handy visualiser tool to find your perfect colour.



## 2 Get testing

Use our AR tool to test out your chosen colours by downloading our app. Select the colour, point your device at your wall and your colour will appear with no fuss and no mess.

We also have tester pots available online and in store.



## 3 Time to paint

Once you've found your perfect colour, check out our product guide on pages 34-37 and select the right finish.

Colour featured: No.206 Soft Grey

No.430  
Earl Grey

No.330  
Soft Cashmere

No.240  
Urban Nights

No.206  
Soft Grey



## Natural Minimalism

This trend fuses Scandinavian and Japanese influences for a stunning modern and minimalist décor.



Colour featured: No.410 Calico

No.330  
Soft Cashmere

No.410  
Calico

No.435  
Fig Tree

No.440  
Butterscotch

# Cosy Naturals

Subtle yet sophisticated earthy colours immediately add warmth and comfort to your room.

# Warm Optimism

Grey provides a calming neutral to balance the brightness of yellow. Together the effect is both calming and vibrant.

No.525  
Lion's Mane

No.511  
Mustard Yellow

No.210  
Steel

No.205  
Nickel

Colour featured: No.210 Steel • No.525 Lion's Mane



# Rich Elegance

Luxurious dark colours have soared in popularity, adding a bold statement to any room, working equally well in modern and traditional settings.

No.970  
Admiral

No.841  
Prussian Green

No.840  
Estate Green

No.715  
Maroon

No.621  
Dusty Rose


No.515  
Burnt Copper

No.512  
Sweet Apricot

No.325  
Skinny Latte

Colours featured: No.325 Skinny Latte • No.621 Dusty Rose

Colour featured: No.970 Admiral



# Mellow Sunset

This warm, rich palette brings together the unique colours found in a setting sun, from pink through to yellow for a fresh and soothing result.

# Kimberley Walsh

with **Wickes**



We are proud to have teamed up with presenter, singer, actress and DIY fan Kimberley Walsh. Since childhood Kimberley has always had a passion for DIY, helping her mum decorate their house. We have partnered with her and created two signature paint colours as well as how-to-guides and inspiration to help you complete your next project with ease.

No. 906  
Blue Haze



A gentle and calming shade that can work well in any room, adapting as the light changes. With its quiet beauty, Blue Haze is the perfect paint choice if you're looking to create an airy and relaxing space.

No. 806  
Subtle Sage



A tranquil hue, drawing on inspiration from tones found in nature's greenery. A versatile colour, Subtle Sage complements other neutral earthy tones to create tonal harmony.

## Perfect pairings

Whilst choosing your colour may be the start of your decorating project, panelling or wallpaper could be the perfect finishing touch for your space.



### Panelling

From timeless shaker styles to modern slat wall, wall panelling is an interior design trend that is here to stay. At Wickes, we offer pre-cut kits and easy-to-install panels to help you create your ideal look. Plus, Kimberley Walsh provides step-by-step guides for both styles, ensuring you achieve a flawless finish with confidence.

### Wallpaper

Make a bold statement or introduce a subtle pattern to your space with our wide range of wallpaper designs. Many of our wallpapers now feature the convenient paste-the-wall application method, making installation simpler than ever.

For help hanging wallpaper and other tips and tricks from Kimberley Walsh, scan the QR code.



# Wonders of White

Each shade of white has its own unique tone and personality, from fresh and bright to warm and comforting. Whether modern or traditional, there's a shade for every home.



## Perfect prep

Achieve a flawless finish by properly preparing your walls before painting.



Scan the QR code for our step-by-step guide to perfect wall preparation.



Colour featured: No.125 Victorian White

No.0  
Pure Brilliant  
White

No.100  
Almost White

No.110  
Pure Cotton

No.125  
Victorian White

No.130  
Chalk White

No.135  
Frosted White

No.140  
Powder Grey

No.150  
Cloud

No.155  
Falling Feather

No.160  
Elderflower

# Grey

is the new black

We all know that greys come in many shades, but do you know how adaptable they can be? Blacks and darker greys can create a stunning, standout backdrop to lighter greys and whites.

*Trending now*



**Colour drenching**  
Colour drenching has risen in popularity recently. Think of the ceiling as your fifth wall; you can even include your woodwork and bring in tonally matching accessories.



Colours featured: No.205 Nickel • No.240 Urban Nights

- No.205 Nickel
- No.206 Soft Grey
- No.210 Steel
- No.220 Pewter
- No.225 Rock Pool
- No.230 Shadow Grey
- No.235 Slate
- No.240 Urban Nights
- No.245 Dark Flint
- No.255 Midnight Black



# Dreams of Cream

Our cream palette ranges from magnolia to cashmere, giving you a choice of tones as well as lighter and darker shades. Whether your space is modern or traditional, you can count on cream to show off its best features.



Trending now



## Acoustic panelling

Acoustic slat wall panels create a stunning and tranquil space for you to relax. Use to accent walls and bring a touch of elegance to any space.



Scan the QR code to see all of our acoustic panelling.

Colour featured: No.320 Biscuit

- No.305 Cream
- No.310 Magnolia
- No.320 Biscuit
- No.325 Skinny Latte
- No.330 Soft Cashmere

# Neutral

is the new natural

This soft colour palette has been inspired by nature, giving you a range of neutral tones that sit comfortably side by side. Complete the look with natural textiles and white or cream detailing.



### Helpful how-tos

From painting a wall to hanging wallpaper, our handy guides will help you complete your project.



Scan the QR code to see more.



Colours featured: No.430 Earl Grey

- No.400 Ivory
- No.405 Champagne
- No.410 Calico
- No.420 Putty
- No.430 Earl Grey
- No.435 Fig Tree
- No.440 Butterscotch
- No.445 Driftwood

Call me mellow  
*Yellow*

Uplifting, fresh and optimistic, yellows can be both subtle and striking. Try a bold feature wall for a strong statement or use the softer pastels for a gentler mood. Complete your look by incorporating soft furnishings in different tones.



*Trending now*



DIY wood panelling

Panelling is having a moment and doing it yourself couldn't be easier, get the look with our pre-cut kits.



Find our kits by scanning the QR code

Colour featured: No.512 Sweet Apricot

- No.500  
Primrose
- No.510  
Sunbeam
- No.511  
Mustard Yellow
- No.512  
Sweet Apricot
- No.515  
Burnt Copper
- No.520  
Saffron
- No.525  
Lion's Mane

# Pretty in Pink

Pink is a confident colour which adds a touch of decadence to any room. This palette ranges from dusky pink to a light blush, so you can decide how far you want to go. Pair with greys, gold and whites to complement the palette.



## Wallpaper

Wallpaper can add so much personality to a room and is easier than you think to apply!



Scan the QR code for our how-to guide with Kimberley Walsh.



Colours featured: No.620 Fairytale

No.600  
Blush

No.605  
Poetic Pink

No.610  
Marshmallow

No.611  
Peony Pink

No.615  
Vintage Blush

No.620  
Fairytale

No.621  
Dusty Rose

No.705  
Lilac

No.710  
Parma Violet

No.715  
Maroon

No.720  
Purple Passion

# Keen on *Green*

We've created a broad palette of greens, from light to dark, subtle to bold. Pair with browns, creams and golds.



### Decorating accessories

Don't forget your tools, for all the extras you need to complete your paint project.



Scan the QR code to shop now




Colour featured: No.825 Botanical Green

- No.800 Chinoise
- No.801 Fawn Green
- No.805 Sage
- No.806 Subtle Sage
- No.815 Fern
- No.816 Pastel Olive
- No.820 Subtly Green
- No.821 Hazel
- No.825 Botanical Green
- No.830 Olive Green
- No.835 Optimism
- No.840 Estate Green
- No.841 Prussian Green
- No.845 Jewel Green

# Into the Blue

Blue is the colour of the moment thanks to its versatility. Our palette includes dramatic darks as well as tranquil pastels.



Paint visualiser



Select your room type and find your favourite colour, shown in both night and day settings.

No.975  
Moon Shadow



Colour featured: No.906 Blue Haze

- No.900 Duck Egg
- No.905 Powder
- No.906 Blue Haze
- No.910 Sky
- No.920 Beach Hut
- No.930 Sail Away
- No.935 Ocean Drive
- No.936 Ostrich Egg Blue
- No.940 Teal
- No.941 Turkish Blue
- No.950 Royal Sapphire
- No.955 Brilliant Blue
- No.965 Navy Blue
- No.970 Admiral

# Colour is just the beginning

*Panelling* is a trend that is here to stay and we're here to help you embrace it. We have the tools, materials and kits to bring this stylish feature into your home.



## Acoustic

Acoustic panelling is designed to enhance the look of any space while reducing noise levels, resulting in a quieter, more tranquil space. Natural woods bring warmth and nature to your home, and the clean lines of the slats are perfect for a minimalist design with some textural interest.



## Grid

Full wall grid style panelling has a big impact, bringing traditional Jacobean-influenced style, you can also add extra elegance to your grids with the addition of beading on the edge of the panelling.

## Shaker

A timeless classic, Shaker style panelling will help to smarten up any space and add character to a room without drawing focus from any statement pieces. Combine boards by butting them up to each other to create rectangles and get creative when it comes to colour and finish.



Panelling is easier to install than you might think! With detailed how-to guides, pre-cut kits, and endless inspiration available online, you're just a scan away from finding your perfect panelling look.



## Wallpaper

Wallpaper is making a strong comeback, bridging the gap between paint and art. Today's trends focus on bold statements and showcasing individuality, with large-scale prints, botanicals and intriguing textures taking centre stage.

Think wallpaper is only for flat walls? Modern applications include ceilings, boxed areas and even the spaces between shelves. With endless possibilities, you can make wallpaper work for you.

Search 'wallpaper' at [wickes.co.uk](https://www.wickes.co.uk) for our full range.

*Statement shelving* isn't just about convenience, it's an opportunity to combine function with style. As well as offering extra storage and display space, shelving can become a striking focal point in your room.



## Ladder shelving

Ladder shelving is a fun and quirky storage solution. It is easy to customise in any size and works beautifully in any room to display plants, ornaments, frames, or even as a spot to hang towels.

## Alcove shelving

Transform an often overlooked space into something stylish and functional. A contemporary addition that can be fully customised with a range of colours, finishes and decorative touches, creating a practical yet on-trend focal point for any room.

See step by step guides to create these shelving styles in your home by scanning the QR code.



# Tough & Washable paint



Colour featured: No.936 Ostrich Egg Blue

Twenty times tougher than our standard paint, Tough & Washable Matt Emulsion lets you wipe away marks without damaging the finish. Protect high-traffic areas from everyday wear and tear.

No.0 Pure Brilliant White	No.100 Almost White	No.110 Pure Cotton	No.125 Victorian White	No.130 Chalk White	No.135 Frosted White
No.140 Powder Grey	No.150 Cloud	No.155 Falling Feather	No.160 Elderflower	No.205 Nickel	No.206 Soft Grey

No.210 Steel	No.220 Pewter	No.225 Rock Pool	No.230 Shadow Grey	No.235 Slate	No.240 Urban Nights
No.305 Cream	No.310 Magnolia	No.320 Biscuit	No.330 Soft Cashmere	No.400 Ivory	No.405 Champagne
No.410 Calico	No.420 Putty	No.430 Earl Grey	No.500 Primrose	No.600 Blush	No.605 Poetic Pink
No.800 Chinoise	No.801 Fawn Green	No.805 Sage	No.815 Fern	No.816 Pastel Olive	No.821 Hazel
No.830 Olive Green	No.900 Duck Egg	No.905 Powder	No.906 Blue Haze	No.920 Beach Hut	No.910 Sky
No.936 Ostrich Egg Blue	No.940 Teal	No.941 Turkish Blue	No.965 Navy Blue	No.970 Admiral	No.975 Moon Shadow



# Kitchen & Bathroom paint



## Kitchen

Greaseproof, stain-resistant and washable. Ideal for areas that must be cleaned frequently.

## Bathroom

Moisture-, steam- and mould-resistant with a soft sheen finish. Ideal for bathroom and areas prone to condensation.

● Kitchen ● Bathroom

<p>● ●</p> <p>No.0 Pure Brilliant White</p>	<p>●</p> <p>No.110 Pure Cotton</p>	<p>●</p> <p>No.135 Frosted White</p>	<p>● ●</p> <p>No.140 Powder Grey</p>	<p>●</p> <p>No.150 Cloud</p>	<p>●</p> <p>No.205 Nickel</p>
<p>●</p> <p>No.220 Pewter</p>	<p>● ●</p> <p>No.235 Slate</p>	<p>●</p> <p>No.305 Cream</p>	<p>● ●</p> <p>No.310 Magnolia</p>	<p>●</p> <p>No.320 Biscuit</p>	<p>●</p> <p>No.330 Soft Cashmere</p>
<p>●</p> <p>No.400 Ivory</p>	<p>●</p> <p>No.805 Sage</p>	<p>●</p> <p>No.900 Duck Egg</p>	<p>●</p> <p>No.910 Sky</p>	 <p>Scan the QR code to browse our brochures.</p>	



## Interior wood & metal paint

Complete your project by refreshing your interior wood and metal surfaces with our selection of finishes and formulas including One Coat, Eggshell, Non-Drip and Quick Dry.



To find the best option for you, see our paint buying guide by scanning the QR code.

## Exterior paint

Tough and long-lasting, Wickes Masonry paint is available in a smooth or textured finish. With a 15-year\* all-weather guarantee and a range of colours, you can create a great first impression of your home.

Search for 'Wickes exterior paint' at [wickes.co.uk](http://wickes.co.uk) to see our full range.

\*Guarantee does not affect your statutory rights.



# What paint do I need?

Once you have chosen your paint colour, the next step is to select the right type of paint for your project.



## Walls & Ceilings

Available in vinyl matt or vinyl silk. Ideal for living areas like bedrooms or lounges.



## Kitchen

Greaseproof, stain-resistant and washable. Ideal for areas that must be cleaned frequently.



## Tough & Washable

Twenty times tougher than standard emulsion, hard wearing and washable with a matt finish. Ideal for high traffic areas like hallways.



## Bathroom

Moisture-, steam- and mould-resistant with a soft sheen finish. Ideal for bathroom and areas prone to condensation.

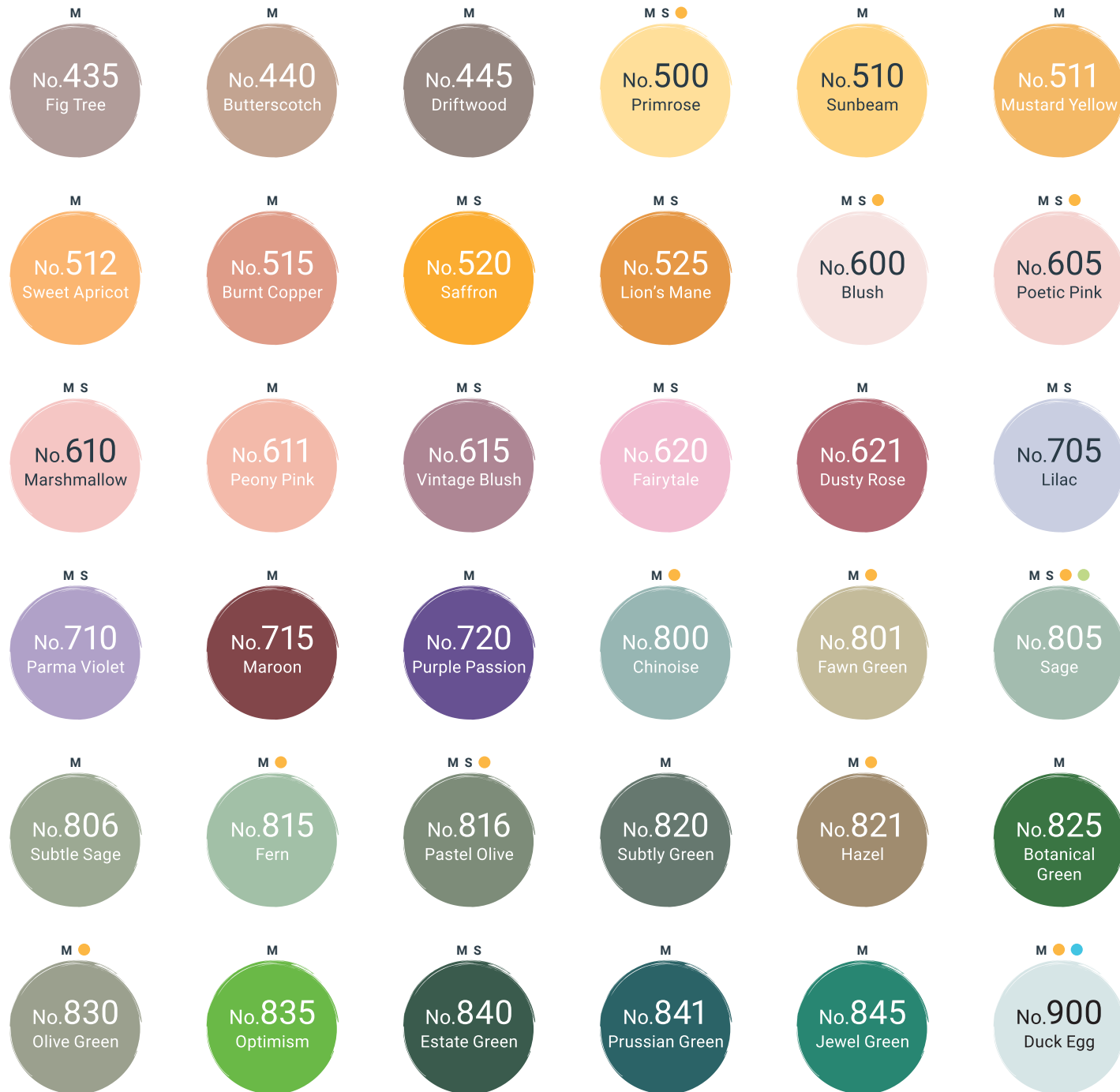
# Colour guide

Use this handy key to find out which finish your favourite shades are available in.

**M** Matt   **S** Silk   ● Tough & Washable   ● Kitchen   ● Bathroom

<b>M S</b> No. 0 Pure Brilliant White	<b>M S</b> No. 100 Almost White	<b>M</b> No. 110 Pure Cotton	<b>M S</b> No. 125 Victorian White	<b>M</b> No. 130 Chalk White	<b>M S</b> No. 135 Frosted White
<b>M S</b> No. 140 Powder Grey	<b>M</b> No. 150 Cloud	<b>M</b> No. 155 Falling Feather	<b>M</b> No. 160 Elderflower	<b>M S</b> No. 205 Nickel	<b>M</b> No. 206 Soft Grey
<b>M</b> No. 210 Steel	<b>M S</b> No. 220 Pewter	<b>M</b> No. 225 Rock Pool	<b>M S</b> No. 230 Shadow Grey	<b>M</b> No. 235 Slate	<b>M S</b> No. 240 Urban Nights
<b>M S</b> No. 245 Dark Flint	<b>M S</b> No. 255 Midnight Black	<b>M</b> No. 305 Cream	<b>M S</b> No. 310 Magnolia	<b>M</b> No. 320 Biscuit	<b>M</b> No. 325 Skinny Latte
<b>M</b> No. 330 Soft Cashmere	<b>M S</b> No. 400 Ivory	<b>M S</b> No. 405 Champagne	<b>M S</b> No. 410 Calico	<b>M</b> No. 420 Putty	<b>M</b> No. 430 Earl Grey

For our full paint range, please visit [wicks.co.uk](http://wicks.co.uk)



Haven't found your perfect colour yet?

Don't worry, we've got you covered with Dulux™ paint mixing. Select your colour from a wide range of swatches or colour match to an existing shade you love. Find out more at [wickes.co.uk/paint-mixing](http://wickes.co.uk/paint-mixing). Alternatively, explore our extensive range of Dulux and Crown paints to find your ideal match.




Shop all Wall & Ceiling paint online at [wickes.co.uk](http://wickes.co.uk) or scan the QR code to get started!



In the printing of this brochure every effort has been made to ensure perfect reproduction of the colour swatches, but due to printing limitations, the colours shown on this card may not be an exact match to the paints. Colour shades are prone to variance depending on the substrate and texture of the surface being painted or the lighting within a room - that's why we recommend testing your selected colour on a small area of the actual surface before you make your final decision. Tester pots are available for all Wickes emulsion colours. Note: Tester pots are indicative of the colour only and may not represent the sheen/finish of the final product.

Before using the product, please ensure you read the instructions, including all health and safety warnings on the back of the packaging.



Get it your way



Click & Collect



Pick up in store



Have it delivered



For more ideas, inspiration and to stay up to date on our latest paint offers, follow us on Instagram, Pinterest, Facebook and TikTok and sign up to our emails at [wickes.co.uk](mailto:wickes.co.uk)

Visit [wickes.co.uk](https://www.wickes.co.uk) or call 0330 123 4123

Wickes Building Supplies Limited, Vision House, 19 Colonial Way, Watford, WD24 4JL.

Wickes take every care to ensure that the product design, descriptions, specification and techniques of constructing our products are accurate at the date of printing. We constantly strive to improve our products and this may result from time to time in changes to our ranges. Please check that design, descriptions, specifications and techniques of construction described in this brochure are still valid at the time of purchase. Colours in this brochure are as accurate as the print process will allow. © Wickes Building Supplies Limited 2025. All rights reserved. No part of this publication may be produced or transmitted in any form or by any means electronic, mechanical, photocopying, recordings or otherwise or stored in any retrieval system of any nature without the written permission of the copyright holder and the publisher.

312369 Printed February 2025