

# Wickes



## Appliances





# Why choose an appliance from Wickes?

From ovens to dishwashers, washing machines to wine coolers, we've got a wide range of appliances to suit you and your budget.



#### Expert design service

Because we know our free-standing and integrated appliances so well, we can design with style and function in mind.



#### An installation service you can trust

Our Wickes Approved Installers will fit each appliance just as the manufacturer recommends.



#### Flexible payment options

We can find appliances and payment plans to help your budget go further.



#### Product demonstrations

Your dedicated Design Consultant can demonstrate the features and benefits of our appliances in person or during a virtual appointment.



#### Quality guaranteed

All our appliances come with standard manufacturers' warranties.\*



#### Top brands

We offer a choice of market-leading brands and state-of-the-art technology.

\*Please ask your Design Consultant for more details by product.

## Contents

<b>Ovens</b>	<b>4-19</b>	<b>Laundry</b>	<b>44-47</b>
Built In Single Ovens	8-11	Washing Machines	45
Compact & Microwave Ovens	13-16	Tumble Dryers	46
Double Ovens	17	Washer Dryers	46-47
Warming Drawers	18-19	Accessories	47
Coffee Machines	19		
<b>Hobs</b>	<b>20-28</b>	<b>Cooling</b>	<b>48-55</b>
Gas Hobs	22-23	Integrated Fridges	50
Gas on glass Hobs	23-24	Integrated Freezers	51-53
Ceramic Hobs	24	Integrated Fridge Freezers	52-53
Induction Hobs	24-28	Freestanding Fridge Freezers	53-54
		Wine Coolers	55
<b>Hoods</b>	<b>30-37</b>	<b>Rangemaster</b>	<b>58-65</b>
Designer Hoods	31-32	Range Cookers	59-63
Chimney Hoods	32-35	Hoods	64-65
Island Hoods	35		
Canopy/Integrated/Ceiling Hoods	36-37	<b>Leisure</b>	<b>66-68</b>
Extras	37	Range Cookers	66-67
		Hoods	68
<b>Dishwashers</b>	<b>40-43</b>	<b>Energy Ratings</b>	<b>70-71</b>
45cm Dishwashers	41		
60cm Dishwashers	41-43		

# Ovens



We offer innovative technology for every cook and stylish designs for every decor.

**SAMSUNG**

**NEFF**  
cook. create. inspire.

**AEG**

**BOSCH** New

**ZANUSSI**

**Electrolux**

**RANGEmaster**  
UNRIVALLED PERFORMANCE

**LEISURE**



## Steam cooking

Cooks more evenly and enhances flavours and textures by preserving more of your food's nutrients. Delivers heat more effectively so you can cook at lower temperatures.

## Multifunction cooking

Combines all the benefits of grill, fan, conventional or microwave cooking into one single oven – perfect if space is at a premium.




## Fan cooking

Distributes heat more evenly so you can cook faster using lower temperatures, saving you money and time.



# Cleaning



## Easy cleaning enamel

A smooth enamel lining makes it quick and simple to wipe away grease and spillages from the oven's interior.

## Steam cleaning

A special pre-set programme helps you to loosen food residue inside the oven for easier cleaning.

## Pyrolytic cleaning

This is a self-cleaning programme that heats the oven up to 500°C whilst safely locking the door during the session. Food residue is turned to ash for you to simply wipe clean.

## Self cleaning catalytic liners

The special coating on these catalytic-lined cookers and ovens oxidises grease and residue when heated to 200°C, meaning you can clean as you cook.

Invented for life



# Live #LikeABosch

With engineering excellence and innovation at the forefront at Bosch, you know you are buying into high quality products and a brand you can trust. That's why Wickes have teamed up with Bosch to support in our mission to make everyday life easier.

From receiving many awards for our great appliances including World's No1 brand for dishwashers\* and the 2023 TEQ Award for our excellent customer service, we are constantly striving to achieve in innovation, quality and support.

Bosch is also proud to be celebrating 125 years in the UK as it continues to provide modern solutions for efficiency, reliability, and sustainability in the home.

Every Bosch home appliance is offered with a 2 year manufacturer's warranty as standard. For extra peace of mind, we offer a number of additional guarantees, so you can rest assured that every product is fully covered.



\*Source: Euromonitor International Limited; volume sales 2022.








\*T&Cs apply. Registration required.













Built In Single Ovens

					
MODEL	Samsung NV7B42205AK/U4	Samsung NV7B42503AK/U4	Samsung NV7B4355VAK/U4	Samsung NV7B5775XAK/U4	NEFF B1ACE4HN0B
Code	264872	264873	264874	272914	285442
Description	Samsung Series 4 Dual Cook Catalytic Oven	Samsung Series 4 Dual Cook Pyrolytic Oven	Samsung Series 4 Dual Cook Flex Pyrolytic Oven	Samsung Series 5 Dual Cook Flex Pyrolytic Oven	N50 Built-in Single Oven
Cooking Functions	6	6	6	7	6
Oven Capacity Main (litres)	76	76	76	76	71
Size	Aperture: H 596 x W 595 x D 570mm	Aperture: H 596 x W 595 x D 570mm	Aperture: H 596 x W 595 x D 570mm	Aperture: H 596 x W 595 x D 570mm	H 595 x W 594 x D 548mm
Electrical Connection	16	16	16	16	13
Energy Rating	A+	A+	A+	A+	A
Control	Touch Control	Touch Control	Touch Control	Command Wheel & Touch Sreen	Control dials
Additional Features	- Dual Cook - Catalytic Cleaning - Full Touch Control - WiFi Control - 5 Year Warranty	- Dual Cook - Pyrolytic Cleaning - Natural Steam - WiFi Control - 5 Year Warranty	- Dual Cook Flex - Pyrolytic Cleaning - Natural Steam - WiFi Control - 5 Year Warranty	- Dual Cook Flex - Pyrolytic Cleaning - Air Fry - WiFi Control - 5 Year Warranty	- CircoTherm® technology - EcoClean® back panel - Multifunction oven - LCD display

					
MODEL	NEFF B3ACE4HG0B	NEFF B3ACE4HN0B	NEFF B6ACH7HH0B	NEFF B54CR31N0B	NEFF B54CR31G0B
Code	285443	178421	272904	289739	289754
Description	N50 Slide & Hide® Single Oven in Graphite Grey	N50 Slide & Hide® Single Oven	N50 Slide & Hide®Single Oven with Pyrolytic Cleaning	N70 Slide & Hide Single Oven	N70 Single Oven with Slide & Hide - Graphite Grey
Cooking Functions	7	7	8	14	14
Oven Capacity Main (litres)	71	71	71	71	71
Size	H 595 x W 594 X D 548mm	Aperture: H 585-595 x W 560-568 x D 550mm	Aperture: H 585-595 x W 560-568 x D 550mm	H 595 x W 596 x D 548mm	H 595 x W 596 x D 548mm
Electrical Connection	13	13	13	16	16
Energy Rating	A	A	A	A+	A+
Control	Control dials	Control dials	Retractable control dials	3,7" Full touch TFT Display	3,7" Full touch TFT Display
Additional Features	- Slide & Hide door with fixed handle - CircoTherm® technology - Multifunction oven - LCD display	- Slide & Hide door with fixed handle - EcoClean® back panel - CircoTherm® technology - LCD display	- CircoTherm® technology - Pyrolytic and easy clean options - Home Connect - LCD display	- Slide & Hide door with rotating handle - CircoTherm® technology - Home Connect with Oven Assistant	- Slide & Hide door with rotating handle - CircoTherm® technology - Home Connect with Oven Assistant






Built In Single Ovens






					
MODEL	NEFF B54CR71N0B	NEFF B54CR71G0B	NEFF B64CS51G0B	NEFF B64CS71G0B	AEG BPK355061M
Code	289737	289755	289741	289747	285152
Description	N70 Slide & Hide Single Oven with Pyrolytic Cleaning	N70 Slide & Hide Single Oven with Pyrolytic Cleaning - Graphite Grey	N90 Slide & Hide Single Oven - Graphite Grey	N90 Slide & Hide Single Oven with Pyrolytic Cleaning - Graphite Grey	Pyrolytic Multifunction Oven with SteamBake
Cooking Functions	14	14	14	14	9
Oven Capacity Main (litres)	71	71	71	71	72
Size	H 595 x W 596 x D 548mm	H 595 x W 596 x D 548mm	H 595 x W 596 x D 548mm	H 595 x W 596 x D 548mm	H 594 x W 594 x D568mm
Electrical Connection	16	16	16	16	16
Energy Rating	A+	A+	A+	A+	A+
Control	3,7" Full touch TFT Display	3,7" Full touch TFT Display	4,1" Full touch TFT Display	4,1" Full touch TFT Display	Command Wheel
Additional Features	- Slide & Hide door with rotating handle - CircoTherm® technology - Pyrolytic Self-Cleaning with Easy Clean - the duo for optimal cleaning: pyrolytic after heavy use and Easy Clean for in between - Home Connect with Oven Assistant	- Slide & Hide door with rotating handle - CircoTherm® technology - Pyrolytic Self-Cleaning with Easy Clean - the duo for optimal cleaning: pyrolytic after heavy use and Easy Clean for in between - Home Connect with Oven Assistant	- Slide & Hide door with rotating handle and Soft Open/Soft Close - CircoTherm® technology - Eco Clean with Base Clean - Home Connect with Oven Assistant	- Slide & Hide®, the oven door that disappears under the oven - CircoTherm® technology - Pyrolytic Self-Cleaning with Easy Clean - the duo for optimal cleaning: pyrolytic after heavy use and Easy Clean for in between - Home Connect with Oven Assistan	- Steam Bake - Pyrolytic cleaning - Multifunction oven - Hot Air

					
MODEL	AEG BSK778380T	AEG BPK948330M	AEG BSK978330M	AEG BPK748380B	AEG BPK748380M
Code	285160	239027	239030	239031	239036
Description	Matt Black Pyrolytic Multifunction Oven with SteamCrisp	Connected Multifunction Single Oven with Pyrolytic cleaning	Connected SteamCrisp Pyrolytic single oven with Quarter steam	Multifunction Single Oven with Pyrolytic cleaning	Multifunction single oven with Pyrolytic cleaning
Cooking Functions	18	17	19	16	16
Oven Capacity Main (litres)	71	71	71	71	71
Size	H 594 x W 594 x D 568mm	H 590 x W 560 x D 550mm	H 590 x W 560 x D 550mm	H 590 x W 560 x D 550mm	H 590 x W 560 x D 550mm
Electrical Connection	16	16	16	16	16
Energy Rating	A++	A++	A++	A++	A++
Control	Touch Control	Command Wheel	Command Wheel	Touch Control	Touch Control
Additional Features	- Matt Black Design - Steam Crisp - Pyrolytic cleaning - Food Sensor - WiFi Connected	- Connected via My AEG app - Pyrolytic cleaning - Food probe - Multifunction oven - SurroundCook function for fast and efficient cooking	- 25% steam ensures moist cooking and efficient reheating - Connected via My AEG app - Pyrolytic cleaning - Food probe	- Pyrolytic cleaning - Food probe - Multifunction oven - SurroundCook function	- Pyrolytic cleaning - Food probe - Multifunction oven - SurroundCook function








Built In Single Ovens

					 New
MODEL	AEG BSK978330B	AEG BPK948330B	AEG BPK556260B	AEG BPK556260M	Bosch HHF113BR0B
Code	270531	270532	270533	270538	292114
Description	Connected SteamCrisp Pyrolytic single oven with Quarter steam	Connected Multifunction single oven with Pyrolytic cleaning	Multifunction single oven with Pyrolytic cleaning	Multifunction single oven with Pyrolytic cleaning	Series 2 Electric Single Oven
Cooking Functions	19	17	9	8	4
Oven Capacity Main (litres)	71	71	71	71	66
Size	Aperture: H 567 x W 595 x D 567mm	Aperture: H 594 x W 595 x D 567mm	Aperture: H 594 x W 595 x D 567mm	Aperture: H 594 x W 595 x D 567mm	H 595 x W 594 X D 548mm
Electrical Connection	16	16	16	16	13
Energy Rating	A++	A++	A+	A+	A
Control	Command wheel	Command wheel	Rotary & Touch Control	Rotary &Touch Control	Rotary dial
Additional Features	- 25% steam ensures moist cooking and efficient reheating - Connected via My AEG app - Pyrolytic cleaning - Food probe	- Connected via My AEG app - Pyrolytic cleaning - Food probe - Multifunction oven - SurroundCook function for fast and efficient cooking	- Pyrolytic cleaning - Food probe - SurroundCook function for fast and efficient cooking - Steambake function for perfect baking	- Pyrolytic cleaning - Food probe - SurroundCook function for fast and efficient cooking - Steambake function for perfect baking	- Red LED display control: easy-to-use thanks to the time functions - Automatic start - Integral cooling fan

	 New	 New			
MODEL	Bosch HBS534BS0B	Bosch HBS573BS0B	Electrolux EOF6H46X2	Electrolux EOF6P46X	Zanussi ZOPNX6XN
Code	292115	292116	285153	206180	231734
Description	Series 4 Electric Single Oven	Series 4 Pyrolytic Single Oven	Electric Single Oven	Pyrolytic Single Oven	SelfClean Single Oven
Cooking Functions	7	5	8	10	7
Oven Capacity Main (litres)	71	71	72	71	72
Size	H 595 x W 594 x D 548mm	H 595 x W 594 x D 548mm	Aperture: H 594 x W 594 x D 568mm	H 594 x W 595 x D 567mm	H 589 x W 594 x D 568mm
Electrical Connection	13	13	16	16	16
Energy Rating	A	A	A+	A+	A+
Control	Rotary & Retractable dials	Rotary & Retractable dials	Retractable control dials	Rotary	Rotary & Touch Control
Additional Features	- Red LED display control: easy-to-use thanks to the time functions - Cleaning Assistance: less cleaning effort thanks to the new cleaning option, which can be especially used for cleaning of light soiling	- Pyrolytic self-cleaning - AutoPilot 10: every dish is a perfect success thanks to 10 pre-set automatic programmes	- Turbo grilling - Smooth enamel interior - easier to clean - Ultrafan Cooking	- Enjoy even cooking with Multilevel cooking - Pyrolytic Cleaning function - LED timer display	- Pyrolytic Cleaning - Multilevel Cooking (3 levels) - Fast heat-up - Even Cooking

Built In Single Ovens

			
MODEL	Zanussi ZOPNA7KN	Zanussi ZOHNX3X1	Zanussi ZOPNX6KN
Code	231735	231733	285158
Description	AirFry Single Oven	Single Multifunction Oven	Pyrolytic Single Oven
Cooking Functions	8	6	9
Oven Capacity Main (litres)	72	72	72
Size	H 589 x W 594 x D 568mm	Aperture: H 590 x W 560 x D 550mm	H 594 x W 594 x D 568mm
Electrical Connection	16	16	16
Energy Rating	A+	A+	A+
Control	Rotary &Touch Control	Rotary & Touch Control	Rotary & Touch Control
Additional Features	- Pyrolytic Cleaning - AirFry - Multilevel Cooking (3 levels)	- The FanCook function circulates hot air heat with its fan and ring element - Minute minder and duration cook function	- Pyrolytic cleaning - Steam bake - Hot Air

			
MODEL	Zanussi ZOPNA7XN	Zanussi ZOCND7XN	Zanussi ZOPNA7KN
Code	231840	231740	231735
Description	Multifunction Pyrolytic Single Oven with Airfry	Multifunction Single Oven with PlusSteam	Pyrolytic Air Fry Single Oven
Cooking Functions	8	6	8
Oven Capacity Main (litres)	72	72	72
Size	Aperture: H 590 x W 560 x D 550mm	Aperture: H 590 x W 560 x D 550mm	H 594 x W 594 x D 568mm
Electrical Connection	16	16	16
Energy Rating	A+	A+	A+
Control	Rotary & Touch Control	Rotary & Touch Control	Retractable Oven Controls
Additional Features	- AirFry function is perfect for healthy cooking of fried food - Pyrolytic cleaning - FanCook circulates hot air heat for efficient cooking	- PlusSteam function for perfect baking - Heat-activated catalytic cleaning - FanCook circulates hot air heat for efficient cooking	- Pyrolytic cleaning - Fan controlled defrosting - Retractable oven controls with LED display



# AEG

AWARD WINNING  
LARGE KITCHEN  
APPLIANCE BRAND  
OF THE YEAR



## INTRODUCING MATT BLACK A NEW LEVEL OF AESTHETICS AND PERFORMANCE

The **Matt Black Collection** from AEG brings a new tactile finish to the range, featuring the latest technology to deliver the best performance.

**Touch Display.** Easy to adjust oven temperature and timings.

**Stain resistant** and **Anti-fingerprint** tactile surface.

**SteamCrisp.** 25% steam keeps food crisp, but retains the juice and flavours inside.

**Pyrolytic Self-cleaning.** Dirt and grease is converted into ash that you can wipe away.

**FoodSensor.** Enjoy perfect results every time.


**Compact Oven with Microwave.** Faster cooking with a crisp finish.

The **Matt Black Collection** adds the perfect finishing touches to every kitchen style.

## Compact appliances

### Compact ovens & microwaves

Powerful performance in a small design. This range offers the same great cooking performance and range of features as the full size equivalent.



### Coffee machines

Enjoy the luxury of authentic Italian espressos and creamy cappuccinos in your own home with these stunning additions to your kitchen.


### Warming drawers

The AEG Vacuum Sealer Drawer lets you apply the professional sous vide cooking method at home, perfectly sealing in flavour, moisture and nutrients. Our warming drawers will keep your dishes at the perfect temperature, ready to bring to the table.





Compact & Microwave Ovens

					
MODEL	Samsung NQ5B4353FBK/U4	Samsung NQ5B5763DBK/U4	NEFF C1AMG84G0B	NEFF C1AMG84N0B	NEFF C24MR21G0B
Code	264875	272915	285444	231416	289753
Description	Samsung Series 4 Smart Compact Microwave oven	Samsung Series 5 Smart Compact Microwave oven	N50 Combination Microwave Oven in Graphite Grey	N50 Combination Microwave Oven	N70 Compact Oven with Microwave Function - Graphite Grey
Power Levels	3	3	5	5	5
Output (watts)	1100W	1100W	900W	900W	900W
Grill Output (watts)	1100W	1100W	—	—	—
Capacity (litres)	50L	50L	44L	44L	45L
Size	Aperture: H 456 x W 595 x D 570mm	Aperture: H 456 x W 595 x D 570mm	H 454 x W 594 x 570mm Aperture: H 450-458 x W 560-568 x D 550mm	H 454 x W 594 x D 570mm Aperture: H 450-458 x W 560-568 x D 550mm	H 455 x W 596 x D 548mm
Additional Features	- Full Touch LED Display - Steam Cleaning - WiFi Control - 5 Year Warranty	- Natural Steam - Air Fry - WiFi Control - 5 Year Warranty	- LCD Display - Control Dials & One-Touch Buttons -15 Cooking programmes	- LCD Display - Control Dials & One-Touch Buttons - 15 Cooking programmes	- 3,7" Full Touch TFT Display - Soft Open / Soft Close door - Easy Clean - Home Connect



					
MODEL	NEFF C24MR21N0B	NEFF C24MS31G0B	NEFF HLAWD23G0B	AEG KMK768080B	AEG KMK968000M
Code	289738	289744	285446	231741	239033
Description	N70 Compact with Microwave Function	N90 Compact Oven with Microwave - Graphite Grey	N50 Built-in Microwave Oven in Graphite Grey	CombiQuick Connected Combi Microwave	Connected Combination Oven with Microwave
Power Levels	5	5	5	3	30°C - 230°C
Output (watts)	900W	900W	800W	1000W	1000W
Grill Output (watts)	—	—	—	1900W	1900W
Capacity (litres)	45L	45L	20L	43L	43L
Size	H 455 x W 596 x D 548mm	H 455 x W 596 x D 548mm	H-382 x W 594 x D 317mm Aperture: H 362-365 x W 560-568 x D 300mm	Aperture: H 450 x W 560 x D 550mm	H 455 x W 595 x D 567mm
Additional Features	- 3,7" Full Touch TFT Display - Soft Open / Soft Close door - Easy Clean - Home Connect	- 4,1" Full Touch TFT Display - Circo Therm - Eco Clean with Easy Clean - Soft Open / Soft Close door - Home Connect	- LED interior light - 7 Cooking Programmes - Side opening hinged door - Control Dials & One-Touch Buttons - Automatic Programmes	- Combi Quick combines Microwave cooking with traditional fan cooking to halve the cooking time - Connected feature lets you control the oven from your smartphone	- Command wheel control - Connected via My AEG app



Watch our professional cook rustle up some fluffy jacket potatoes in half the time with this appliance

Compact & Microwave Ovens






					
MODEL	AEG KMK768080M	AEG KMK968000B	AEG KMK565000X	AEG MBB1756SEM	AEG MBE2658SEM
Code	239034	270534	270535	205997	205998
Description	Connected Combination Oven with Microwave	Combination Microwave Compact Oven	Combination Microwave Compact Oven	17L 800W Microwave	26L 900W Microwave
Power Levels	30°C - 230°C	—	3	5	5
Output (watts)	1000W	1000W	1000W	800W	900W
Grill Output (watts)	1900W	1900W	1900W	—	—
Capacity (litres)	43 L	43	43	17	26
Size	H 455 x W 595 x D 567mm	Aperture: H 455 x W 595 x D 567mm	Aperture: H 455 x W 595 x D 567mm	Aperture: H 360 x W 562 x D 300mm	Aperture: H 450 x W 562 x D 550mm
Additional Features	- 23 Cooking functions -Combi Quick combines Microwave cooking with traditional fan cooking to halve the cooking time - 100 Auto programmes	- 23 Cooking functions - Combi Quick combines Microwave cooking with traditional fan cooking to halve the cooking time - 90 Auto programmes	- 10 Cooking functions -Combi Quick combines Microwave cooking with traditional fan cooking to halve the cooking time - Fully programmable	- Electronic, touch-activated door - Opens with just a tap	- Frequently used microwave settings can be saved and accessed quickly - Once a customised programme has been set, simply activate it via the star-shaped icon

					
MODEL	AEG KMK365060M	AEG KMK565060B	AEG KMK768080T	Bosch BFL523MS0B	Bosch CMA583MS0B
Code	285166	285167	285159	292117	292118
Description	43L Convection Oven with Microwave	43L Convection Oven with Microwave	Matt Black 43L Combination Compact Oven with Microwave	Series 4 Built-in Microwave	Series 4 Built-in Combination Microwave
Power Levels	—	—	—	5	5
Output (watts)	1000W	1000W	1000W	800W	900W
Grill Output (watts)	1000W	1000W	1000W	—	—
Capacity (litres)	43	43	43	20	44
Size	H 455 x W 595 x D 567mm	H 455 x W 595 x D 567mm	H 455 x W 595 x D 567mm	H 382 x W 594 x D 371mm	H 454 x W 594 x D 570mm
Additional Features	- LED digital display - Child lock for added safety - Isofront® Plus quadruple glazed door - Fan controlled defrosting	- LED digital display - Child lock for added safety - Isofront® Plus quadruple glazed door - Fan controlled defrosting	- LED digital display - Child lock for added safety - Isofront® Plus quadruple glazed door - Fan controlled defrosting	- AutoPilot 7: every dish is a perfect success thanks to 7 pre-set automatic programmes - Pop-out controls: for an easy to clean front - Automatic safety switch off	- Hotair: perfect results on one level thanks to optimal distribution of heat - AutoPilot 15: every dish is a perfect success thanks to 15 pre-set automatic programmes











Compact & Microwave Ovens

					
MODEL	Electrolux KMFE172TEX	Electrolux KMFD264TEX	Zanussi ZVENM6KN	Zanussi ZVENM6XN	Zanussi ZVENM7KN
Code	206002	206003	285154	285155	285156
Description	Built in 17L 800W Microwave	Built in 26L 900W Microwave and Grill	43L Compact Oven with Microwave	43L Compact Oven with Microwave	43L Combination Compact Oven with Microwave
Power Levels	5	5	—	—	—
Output (watts)	800W	900W	1000W	1000W	1000W
Grill Output (watts)	—	800W	1000W	1000W	1000W
Capacity (litres)	17	26	43	43	43
Size	H 371 x W 594 x D 316mm Aperture: H 360 x W 562 x D 300mm	H 459 x W 594 x D 404mm Aperture: H 450 x W 562-594 x D 500mm	H 455 x W 595 x D 567mm	H 455 x W 595 x D 567mm	H 455 x W 595 x D 567mm
Additional Features	- Frequently used microwave settings can be saved and accessed quickly - Convenient turntable always returns to where it started	- Save your settings as a Favourite Function for quick and easy selection - Convenient turntable always returns to where it started - TouchOpen for easy access	- Convection Oven, for even cooking - Built in grill function - Easy to read 2 colour LED Display - Fast heat-up function	- Convection Oven, for even cooking - Built in grill function - Easy to read 2 colour LED Display - Fast heat-up function	- Fan controlled defrosting - Child lock for added safety - Retractable oven controls with LED display





					
MODEL	Zanussi ZVENM7XN	Zanussi ZMBN4DX	Zanussi ZMBN4SX	Zanussi ZMBN2SX	Zanussi ZVENM6X3
Code	285157	231737	231738	231732	231731
Description	43L Combination Compact Oven with Microwave	Microwave Oven & Grill	Built In Microwave	Built In Microwave	43L Compact Microwave Oven
Power Levels	—	5	5	5	5
Output (watts)	1000W	900W	900W	800W	1000W
Grill Output (watts)	1000W	800W	—	—	1900W
Capacity (litres)	43	26	26	17	43
Size	H 455 x W 595 x D 567mm	H 459 x W 594 x D 417mm Aperture: H 450 x W 560 x D 500mm	H 459 x W 594 x D 417mm Aperture: H 450 x W 560 x D 500mm	Aperture: H 360 x W 562 x D 300	H 455 x W 595 x D 567mm
Additional Features	- Fan controlled defrosting - Child lock for added safety - Retractable oven controls with LED display	- The Series 20, Removing your hot dish when it's done is easy, as the turntable always returns to its original starting position - Save your settings, with the Favourite Function - EasyOpen, the touch-activated door	- The Series 20, Removing your hot dish when it's done is easy, as the turntable always returns to its original starting position - Save your settings, with the Favourite Function - EasyOpen, the touch-activated door	- The Series 20, Removing your hot dish when it's done is easy, as the turntable always returns to its original starting position - Save your settings, with the Favourite Function - EasyOpen, the touch-activated door	- Fast Cooking (MW+grill) - crisp up a crust at the touch of a button with our Microwave with Grill function - Fast heat-up - Even Cooking

Double Ovens





					
MODEL	NEFF U1ACE5HN0B	NEFF U1ACE2HG0B	AEG DCK731110M	<b>New</b> Bosch MHA133BR0B	Zanussi ZKCNA7XN
Code	178423	285447	157620	292120	239041
Description	N50 Built In Double Multifunction Oven	N50 Built-in Double Oven in Graphite Grey	Built In Double Multifunction Oven	Series 2 Electric Built-in Double Oven	Built-In AirFry Double Oven
Cooking Functions	Main 7      Top 4	Main 5      Top 4	Main 10      Top 8	Main 2      Top 3	Main 10      Top 6
Oven Capacity (litres)	Main 71      Top 34	Main 71      Top 34	Main 68      Top 43	Main 76      Top 34	Main 61      Top 42
Size	H 888 x W 594 x D 550mm Aperture: H 875-888 x W 560 x D 550mm	H 888 x W 594 x D 550mm Aperture: H 875-888 x W 560-568 x D 550mm	Aperture: H 875 x W 560 x D 550mm	H 888 x W 594 x D 550mm	H 888 x W 594 x D 568mm
Under Counter	—	—	—	—	—
Electrical Connection	32	32	30	25	30
Energy Rating	A - Main / B - Top oven	A - Main / B - Top Oven	A - Main / A - Top Oven	A - Main / B - Top oven	A - Main / A - Top Oven
Control	Retractable Rotary	Retractable Rotary	Touch	Rotary dial	Retractable
Additional Features	- CircoTherm® - EcoClean® Direct: Back, roof & sides - LCD Display - Clip Rails	- CircoTherm® - LCD-Display - EasyClean	- Heat-activated catalytic cleaning in both ovens - SurroundCook function for fast and efficient cooking - Programmable Timer	- EcoClean Direct: less cleaning effort thanks to a special coating which covers the rear wall of the lower oven - Oven with 2 heating methods: 3D Hotair, Hotair gentle	- Air Fry - LED Timer Display - Catalytic Cleaning liners

				
MODEL	NEFF J1ACE2HN0B	AEG DUK731110M	Electrolux EDFDC46UX	Zanussi ZPCNA7XN
Code	178424	157621	206012	239042
Description	N50 Built Under Double Multifunction Oven	Built Under Double Multifunction Oven	Built-Under Double Oven	Built-Under Double Oven
Cooking Functions	Main 6      Top 4	Main 10      Top 7	Main 6      Top 4	Main 10      Top 6
Oven Capacity (litres)	Main 47      Top 34	Main 46      Top 40	Main 45      Top 42	Main 45      Top 42
Size	H 717 x W 594 x D 550mm Aperture: H 720 x W 560 x D 550mm	Aperture: H 720 x W 600 x D 550mm	H 715 x W 594 x D 568mm	H 715 x W 594 x D 568mm
Under Counter	✓	✓	✓	✓
Electrical Connection	25	30	30	30
Energy Rating	A - Main / B - Top oven	A - Main / A - Top Oven	A - Main / A - Top oven	A - Main / A - Top oven
Control	Retractable Rotary	Touch	Retractable Rotary	Retractable
Additional Features	- CircoTherm® - LCD Display - Clip Rails	- Heat-activated catalytic cleaning	- Catalytic cleaning absorbs grease and self-cleans at 250°C - Even Cooking system circulates heat throughout the oven, making sure everything is cooked evenly	- Air Fry - LED Timer Display - Catalytic Cleaning liners

Warming Drawers





				
MODEL	Samsung NL20T8100WK/UR	NEFF N1AHA01G0B	NEFF N1AHA01N0B	NEFF N24HA11N1B
Code	264871	285448	178426	289748
Description	Series 4/5 14cm Warming Drawer	N50 14cm Warming Drawer in Graphite Grey	N50 14cm Warming Drawer	N70 14cm Warming Drawer
Place Settings	12 plates 64 espresso cups	14 Plates 64 espresso cups	14 Plates 64 espresso cups	12 plates 64 espresso cups
Temperature Range	30-80°C	40-80°C	40-80°C	30-80°C
Size	H 140 x W 595 x D 522mm Aperture: H 140 x W 560 x D 550mm	H 140 x W 594 x D 540mm Aperture: H 140 x W 560-568 x D 550mm	H 140 x W 594 x D 540mm Aperture: H 140 x W 560-568 x D 550mm	H 140 x W 594 x D 518mm Aperture: H 140 x W 560 x D 550mm
Additional Features	<ul style="list-style-type: none"><li>- Defrost Function</li><li>- Dough Proving</li><li>- Keep Food Warm</li></ul>	<ul style="list-style-type: none"><li>- 4 Functions: keeping drinks and food warm, pre-warming of tableware, yeast dough proving, thawing of delicate foods</li></ul>	<ul style="list-style-type: none"><li>- 4 Functions: keeping drinks and food warm, pre-warming of tableware, yeast dough proving, thawing of delicate foods</li></ul>	<ul style="list-style-type: none"><li>- Low temperature cooking, Keep warm, plate warming, cup warming</li><li>- Touch Control illuminated</li><li>- Push-Pull opening mechanism</li></ul>





Warming Drawers

				
MODEL	NEFF N34HA11G1B	NEFF N34HA11N1B	AEG KDK912924M	Bosch BIC510NS0B
Code	289743	289742	206183	292119
Description	N70 29cm Warming Drawer - Graphite Grey	N70 29cm Warming Drawer	29cm Warming Drawer	Series 6 14cm Warming Drawer
Place Settings	40 plates 192 espresso cups	40 plates 192 espresso cups	12	14 Plates 64 espresso cups
Temperature Range	30-80°C	30-80°C	30-80°C	40-80°C
Size	H 290 x W 594 x D 518mm Aperture: H 290 x W 560 x D 550mm	H 290 x W 594 x D 518mm Aperture: H 290 x W 560 x D 550mm	Aperture: H 295 x W 560 x D 535mm	H 140 x W 594 x D 540mm Aperture: H 140 x W 560 x D 550mm
Additional Features	<ul style="list-style-type: none"><li>- Low temperature cooking, Keep warm, plate warming, cup warming</li><li>- Touch Control illuminated</li><li>- Push-Pull opening mechanism</li></ul>	<ul style="list-style-type: none"><li>- Low temperature cooking, Keep warm, plate warming, cup warming</li><li>- Touch Control illuminated</li><li>- Push-Pull opening mechanism</li></ul>	<ul style="list-style-type: none"><li>- Seamlessly integrates with the rest of your kitchen and perfectly matches your AEG oven</li><li>- Pre-Warm plates, cups and glasses</li><li>- Defrost gently</li></ul>	<ul style="list-style-type: none"><li>- Push-pull mechanism: easy opening and closing thanks to a clever spring mechanism</li><li>- 4 Functions: keeping drinks and food warm, pre-warming of tableware, yeast dough proving, thawing of delicate foods</li></ul>

New

Coffee Machines

				
MODEL	NEFF N24HA11G1B	AEG KDK911424T	AEG KDK911424M	AEG KDE911424B
Code	289749	284570	206184	239026
Description	N70 14cm Warming Drawer - Graphite Grey	Matt Black 14cm Warming Drawer	14cm Warming Drawer	14cm Built in Warming Drawer
Place Settings	12 plates 64 espresso cups	6	6	6
Temperature Range	30-80°C	30-80°C	30-80°C	30-80°C
Size	H 140 x W 594 x D 518mm Aperture: H 140 x W 560 x D 550mm	H 139 x W 596 x D 530mm	Aperture: H 141 x W 560 x D 535mm	H 139 x W 595 x D 535mm
Additional Features	<ul style="list-style-type: none"><li>- Low temperature cooking, Keep warm, plate warming, cup warming</li><li>- Touch Control illuminated</li><li>- Push-Pull opening mechanism</li></ul>	<ul style="list-style-type: none"><li>- Dough proving</li><li>- Defrost gently</li><li>- Pre-Warm plates, cups and glasses</li></ul>	<ul style="list-style-type: none"><li>- Defrost gently</li><li>- Pull-out drawer and non-slip mat for additional stability</li><li>- Pre-Warm plates, cups and glasses</li></ul>	<ul style="list-style-type: none"><li>- Pre-Warm plates, cups and glasses</li><li>- Dough proving</li><li>- Defrost gently</li></ul>

				
MODEL	NEFF CL4TT11G0	AEG KKA894500T	AEG KKK994500M	AEG KKK994500B
Code	289740	284345	178436	270536
Description	N90 Built in Fully Automatic Coffee Machine - Graphite Grey	Matt Black Integrated Coffee Machine	Integrated Coffee Machine	Integrated Coffee Machine
Functions	20	16	16	9
Capacity	2.4L	2.5L	2.5L	2.5L
Size	H 455 x W 594 x D 385mm	Aperture: H 455 x W 595 x D 450mm	Aperture: H 455 x W 595 x D 450mm	Aperture: H 455 x W 595 x D 450mm
Guarantee	2 Years	2 Years	2 Years	2 Years
Additional Features	<ul style="list-style-type: none"><li>- OneTouch DoubleCup - get two cups at a touch of a button</li><li>- Home Connect - get more from your coffee machine using the App or voice control</li><li>- Up to 29 different coffee specialities</li><li>- Favourites: save up to 30 personalised beverages</li></ul>	<ul style="list-style-type: none"><li>- Up to six cups of coffee at a touch The MultiCup setting is ideal for serving several guests at once</li><li>-Touch Control</li></ul>	<ul style="list-style-type: none"><li>- Serve up to six cups of coffee at once</li><li>- Two separate heaters for coffee and water</li><li>- Auto-start function</li><li>- Touch controls</li><li>- Suitable for coffee beans and ground coffee</li><li>- 500ml thermal milk jug included</li></ul>	<ul style="list-style-type: none"><li>- Serve up to six cups of coffee at once</li><li>- Two separate heaters for coffee and water</li><li>- Auto-start function</li><li>- Touch controls</li><li>- Suitable for coffee beans and ground coffee</li><li>- 500ml thermal milk jug included</li></ul>



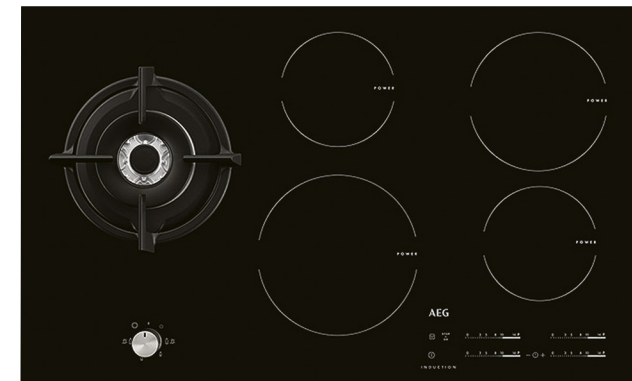

# Hobs

From gas to induction, our hobs offer their own benefits and features with various burners and cooking zone options.



## Induction

Induction technology is the fastest, safest and most energy efficient way to cook on a hob, heating the pan directly with no pre-heat required.




## Dual fuel






Get the best of both worlds with our dual fuel hob. Choose whether to use gas or electric to get your cooking just the way you want it.

## Gas

A traditional choice that provides controlled cooking with instant heat and flexibility. All gas hobs feature flame safety devices for your peace of mind.





60cm Gas Hobs






					
MODEL	NEFF T26DS49N0	AEG HGB64420YM	New Bosch PGP6B5B90	Electrolux KGS6436X	Zanussi ZGNN645X
Code	205961	231756	292121	178443	231755
Description	N70 60cm 4 Burner Gas Hob	60cm Slim Gas Hob	Series 4 Gas Hob - 60cm	60cm 4 Burner Gas Hob	60cm Gas Hob
Zones	4	4	4	4	4
Electrical Connection (amps)	3	13	3	13	13
Flame Safety Device	✓	✓	✓	✓	✓
Size	H 45 x W 582 x D 520mm Aperture: H 45 x W 560-562 x D 480-492mm	H 40 x W 594 x D 510mm Aperture: W 560 x D 480mm	H 53 x W 582 x D 520mm Aperture: H 45 x W 560-562 x D 480-492mm	H 40 x W 595 x D 510mm Aperture: W 560 x D 480mm	H 40 x W 594 x D 510mm Aperture: W 560 x D 480mm
Additional Features	- FlameSelect® can adjust the flame precisely in 9 steps - Design co-ordinated control dials: easily access dials in front with strong grip for effortless turning - Cast iron pan supports with protective rubber feet	- StepPower controls to allow Precise control of Gas Flow - Wok burner - Black glass inlay - High efficiency burners - Cast iron supports	- Continuous cast-iron pan supports: for maximum stability - Ergonomic control knobs with raised centre for precise adjustments - The seamless, one-piece stainless steel design makes cleaning simple	- 4kW wok burner - Speed burner designed to reach the bottom of pans quickly, saving up to 20% energy - New slimmer depth - Cast Iron pan supports	- 4KW Wok burner - Slimline frame - High efficiency burners - Cast Iron pan supports

75cm Gas Hobs





90cm Gas Hobs

		
MODEL	Zanussi ZGNN755X	AEG HGB95522YM
Code	231751	239019
Description	75cm Gas Hob	90cm Gas Hob
Zones	5	5
Electrical Connection (amps)	13	13
Flame Safety Device	✓	✓
Size	H 40 x W 744 x D 510mm Aperture: W 560 x D 480mm	W 857 x D 520mm Aperture: H 60 x W 830 x D 480mm
Additional Features	- 4 KW Wok burner - Speed burner designed to reach the bottom of pans quickly, saving up to 20% energy - Slimline frame - Cast Iron pan supports	- StepPower controls to allow Precise control of Gas Flow - Wok burner - Cast iron supports - Black glass inlay - High efficiency burners

75cm Gas Hobs






					
MODEL	Samsung NA75J3030AS/EU	NEFF T27DS59N0	AEG HGB75420YM	New Bosch PGQ7B5B90	Electrolux KGS7536X
Code	272908	205962	231752	292122	178444
Description	Samsung 75cm Gas Hob - Stainless Steel	N70 75cm 5 Burner Gas Hob	75cm Slim Gas Hob	Series 4 Gas Hob - 75cm	75cm 5 Burner Gas Hob
Zones	5	5	5	5	5
Electrical Connection (amps)	13	3	13	3	13
Flame Safety Device	✓	✓	✓	✓	✓
Size	H 98 x W 750 x D 510mm Aperture: W 560-562 x D 480-490mm	H 53 x W 750 x D 520mm Aperture: H 45 x W 560-562 x D 480-492mm	H 40 x W 745 x D 510mm Aperture: W 560 x D 480mm	H 53 x W 750 x D 520mm Aperture: H 45 x W 560-562 x D 480-492mm	H 40 x W 744 x D 510mm Aperture: W 560 x D 480mm
Additional Features	- Triple Crown Burner for faster cooking - Wok Grate - Seamless rails to slide pots easily - Safety Shut Off	- FlameSelect® can adjust the flame precisely in 9 steps - Wok burner - Design co-ordinated control dials: easily access dials in front with strong grip for effortless turning - Cast iron pan supports with protective rubber feet	- StepPower controls to allow Precise control of Gas Flow - Wok burner - Black glass inlay - High efficiency burners - Cast iron supports	- Wok burner: powerful cooking at up to 3.3kW - Continuous cast-iron pan supports: for maximum stability - Ergonomic control knobs with raised center for precise adjustments	- 4kW wok burner - Speed burner designed to reach the bottom of pans quickly, saving up to 20% energy - New slimmer depth - Cast Iron pan supports

60cm Gas on glass Hobs

				
MODEL	NEFF T26CS49S0	Samsung NA64H3000AK/U1	AEG HKB64450NB	Zanussi ZGGN645K
Code	272923	272907	239018	231753
Description	N70 60cm 4 Burner Gas Hob	Samsung 60cm Gas Hob - Black Glass	60cm Gas on Glass Hob	60cm Gas on Glass Hob
Zones	4	4	4	4
Electrical Connection (amps)	3	13	13	13
Flame Safety Device	✓	✓	✓	—
Size	H 58 x W 590 x D 520mm Aperture: W 560 x D 480-492mm	H 98 x W 600 x D 520mm Aperture: W 560-562 x D 480-490mm	H 40 x W 590 x D 520mm Aperture: W 560 x D 480mm	H 45 x W 590 x D 510mm Aperture: W 560 x D 480mm
Additional Features	- Tempered Glass Surface - FlameSelect® - Sword Knobs	- Powerful Heat - Seamless rails to slide pots easily - Safety Shut Off - Easy Clean Grates	- StepPower controls allows Precise control of Gas Flow - Cast Iron Supports - LED timer - Hob2Hood connected - Wipe clean surface	- Triple Crown Wok burner - High efficiency burners - Cast Iron Supports - Wipe clean surface








75cm Gas on glass Hobs



					
MODEL	NEFF T27CS59S0	AEG HKB75450NB	Zanussi ZGGN755K	NEFF T29TS79N0	AEG HKB95450NB
Code	272922	239016	231750	272921	239017
Description	75cm 5 Burner Gas Hob	75cm Gas on Glass Hob	75cm Gas on Glass Hob	N90 90cm 5 Burner Gas Hob	90cm Gas on Glass Hob
Zones	5	5	5	5	5
Electrical Connection (amps)	3	13	13	3	13
Flame Safety Device	✓	✓	—	✓	✓
Size	H 58 x W 752 x D 520mm Aperture: W 560 x D 480-492mm	H 40 x W 740 x 510mm Aperture: W 560 x D 480mm	H 45 x W 740 x D 510mm Aperture: W 560 x D 480mm	H 59 x W 918 x D 546 Aperture: W 850 x D 490-520mm	H 40 x W 880 x D 510mm Aperture: W 830 x D 480mm
Additional Features	- Tempered Glass Surface - FlameSelect® - Wok Burner - Sword Knobs	- StepPower controls to allow - Precise control of Gas Flow - Cast Iron Supports - LED timer - Hob2Hood connected - Wipe clean surface	- Triple Crown Wok burner - High efficiency burners - Cast Iron Supports - Wipe clean surface	- Ceramic Glass Surface - FlameSelect® - Sword Knobs	- StepPower controls to allow Precise control of Gas Flow - Cast Iron Supports - LED timer - Hob2Hood connected - Wipe clean surface

90cm Gas on glass Hobs


60cm Induction Hobs





					
MODEL	Samsung NZ64B4016FK/U1	Samsung NZ64B6056GK/U1	NEFF T46FD53X2	NEFF T56FT60X0	AEG IKB64401FB
Code	267198	272909	210026	157597	223853
Description	Samsung 60cm Slim Fit Induction Hob	Samsung 60cm Slim Fit Induction Hob	N70 60cm 4 Zone Induction Hob	N70 60cm FlexInduction Hob	60cm 4 Zone Induction Hob
Control	Touch	Touch	Touch	TwistPad®	Touch
Zones	4	4	4	4	4
Electrical Connection (amps)	32	32	30	32	32
Size	H 48 x W 590 x D 520mm	H 48 x W 590 x D 520mm	H 51 x W 592 x D 522mm Aperture: H 51 x W 560 x D 490-500mm	H 51 x W 592 x D 522mm Aperture: H 51 x W 560 x D 490-500mm	H 44 x W 590 x D 520mm Aperture: W 560 x D 490mm
Additional Features	- Slim Fit (worktops >10mm) - Sliding Control - 4 Burner - Child Safty Lock - Wi-Fi Control - 5 Year Warranty	- Slim Fit (worktops >10mm) - Sliding Control - 4 Burner - Flex Zone Plus - Child Safty Lock - Wi-Fi Control - 5 Year Warranty	- Combi zone: 2 individual induction cooking zones can be combined to 1 large zone with even heat distribution - Power Boost is an optimised power level function for more flexible and even faster heating	- TwistPad® is a removable, magnetic control knob that gives you precise, convenient control over all cooking zones - 2 flex zones	- Hob2Hood - DirectAccess heat controls - Child lock - Illuminated controls - Power boost function

60cm Ceramic Hobs

		
MODEL	Electrolux EHF6241FOK	Zanussi ZHRN643K
Code	305040	231746
Description	60cm 4 Zone Ceramic Hob	60cm 4 Zone Ceramic Hob
Control	Touch	Touch
Zones	4	4
Electrical Connection (amps)	30	32
Size	H 38 x W 590 x D 520mm Aperture: W 560 x D 490mm	H 38 x W 590 x D 520mm
Additional Features	- Bevelled frame - Easy install - Control Position: Front Right	- Oval Zone - Touch Controls Falcon - Easy to Clean




30cm Induction Hobs

	
MODEL	NEFF T63TDX1L0
Code	289751
Description	N70 Flex Induction Domino Hob - 30cm
Control	Touch
Zones	2
Electrical Connection (amps)	30
Size	H 51 x W 319 x D 527mm
Additional Features	- Touch Control – control your hob with a simple touch - Power Move – just slide your cookware to adjust the temperature - Power Boost – an extra surge of heat when you need fast results






					
MODEL	AEG IPE64551FB	AEG IAE64421FB	AEG ILB64334CB	Bosch PUE611BB5B	Electrolux KIV644
Code	206537	239015	239021	292123	231793
Description	60cm 4 Zone Pure Induction Hob	60cm Senseboil Induction Hob	60cm Plug and Play Induction Hob	Series 4 Induction Hob - 60cm	60cm Induction Hob
Control	Illuminated controls	Direct Touch	Direct Touch	Touch	Direct Touch
Zones	4	4	4	4	4
Electrical Connection (amps)	32	32	13	13	32
Size	H 44 x W 560 x D 490mm Aperture: W 560 x D 490mm	H 44 x W 590 x D 520mm Aperture: W 560 x D 490mm	H 44 x W 590 x D 520mm Aperture: W 560 x D 490mm	H 51 x W 592 x D 522mm Aperture: H 51 x W 560 x D 490-500mm	H 44 x W 590 x D 520mm Aperture: W 560 x D 490mm
Additional Features	-Unique Black Design Direct Access lets you adjust heat settings faster - MaxiSense® self-sizing cooking zones detect the size and shape of each pan - Power booster - Bridge Function - Hob2Hood	- SenseBoil detects rising bubbles and automatically reduces zone to a low simmer - Touch slide controls - Bridging zone - Pause - Hob2Hood connected	- Touch controls - Zone timers - Pause - Hob2Hood connected	- TouchSelect: Selection of the desired cooking zone and easy setting of the desired power level - PowerBoost: up to 50% more power for faster heating on your induction hob - QuickStart: start straight away and select the desired cooking level	- Dual bridging zones - Touch slide controls - Stop & go - Auto heat up








60cm Induction Hobs

			
MODEL	Electrolux LIT604	Zanussi ZIAN644K	Zanussi ZITN643K
Code	148375	231747	231745
Description	300 60cm 4 Zone Induction Hob	59cm 4 Zone Boil Assist Induction Hob	59cm 4 Zone Induction Hob
Control	Direct Touch	Touch	Touch
Zones	4	4	4
Electrical Connection (amps)	32	32	32
Size	H 44 x W 590 x D 520mm Aperture: W 560 x D 490mm	H 44 x W 590 x D 520mm Aperture: W 560 x D 490mm	H 44 x W 590 x D 520mm Aperture: W 560 x D 490mm
Additional Features	- Hob2Hood - Power boost function - Highly responsive sliding controls - Count up timer	- Boil assist detects rising bubbles and automatically reduces zone to a low simmer - Hob2Hood - Touch slide controls - Pause	- Hob2Hood - Touch controls - Auto heat up





80cm Induction Hobs

					
MODEL	AEG IKK86681FB	AEG IAE84411FB	AEG IPE84531FB	<div>New</div> Bosch PIV851FB1E	Zanussi ZIAN844K
Code	284573	206535	206538	292124	231748
Description	80cm Induction Hob	80cm 4 Zone Induction Hob with SenseBoil®	80cm 4 Zone Pure Induction Hob	Series 6 Black Induction Hob - 80cm	80cm 4 Zone Induction Hob
Control	Touch	Direct Touch	Direct Touch	Touch	Touch
Zones	6	4	4	5	4
Electrical Connection (amps)	32	32	32	32	32
Size	H 44 x W 780 x D 520mm	H 44 x W 750 x D 490mm Aperture: W 750 x D 490mm	H 44 x W 750 x D 490mm Aperture: W 750 x D 490mm	H 51 x W 802 x D 522mm Aperture: H 51 x W 750 x D 490-500mm	H 44 x W 780 x D 520mm Aperture: W 750 x D 490mm
Additional Features	- TotalFlex - Active Touch - Hob2Hood - Power Boost	- Self-sizing cooking zones - Hob2Hood - Direct access touch controls - Stop & go - Power boost - Control Position: Front Middle	- Hob2Hood technology for a fresh-smelling kitchen - LED-lit slider controls show active cooking zones for total clarity every time - Get accurate results for each dish with the individual zone timer	- DirectSelect: Direct, simple selection of the desired cooking zone, power and additional functions - U-Bevel: Elegant, appealing design with bevelled front and sides - PowerBoost: up to 50% more power for faster heating on your induction hob	- BoilAssist detects rising bubbles and automatically reduces zone to a low simmer - Hob2Hood - Touch slide controls - Pause - Auto heat up

80cm Induction Hobs

					
MODEL	Samsung NZ85C6058FK/U1	NEFF T68FUV4L0	NEFF T48FD23X2	AEG IKE85751FB	AEG IAE84421FB
Code	285172	289750	205967	270539	284572
Description	Samsung 80cm Slim Fit Induction Hob	N90 Flex Induction Hob - 80cm	N70 80cm 5 Zone Induction Hob	80cm Induction Hob	80cm Induction Hob
Control	Touch	TwistPad	Touch	Touch	Touch
Zones	5	5	5	5	4
Electrical Connection (amps)	32	32	32	32	32
Size	H 48 x W 800 x D 520mm	H 51 x W 802 x D 522mm Aperture: H 51 x W 750 x D 490-500mm	H 51 x W 802 x D 522mm Aperture: H 51 x W 750 x D 490-500mm	H 44 x W 780 x D 520mm Aperture: W 750 x D 490mm	H 44 x W 780 x D 520mm
Additional Features	- Slim Fit (worktops >10mm) - Touch / Magnetic Knob - 5 Burner - Flex Zone Plus - Child Safty Lock - WiFi Control - 5 Year Warranty	- Twist Pad® - Our removable, magnetic control dial gives you precise and convenient control - Home Connect - monitor your hob via the App - Power Boost – An extra surge of heat when you need fast results	- TouchControl - Combi induction: 2 individual induction cooking zones can be combined to 1 large zone with even heat distribution	- Left and Right Bridge - Hob2Hood - PowerBoost - Individual Zone Timers - Pause	- Power Boost - Direct Touch Control - Boil Sensor

90cm Induction Hobs

				
MODEL	Zanussi ZITN844K	AEG HDB95623NB	AEG IKK93431FB	NEFF T69FUV4L0
Code	267195	285256	217560	288658
Description	80cm 4 Zone Induction Hob	90cm Dual Fuel Gas & Induction Hob	90cm 3 Zone MaxiSense® Induction Hob	N90 Flex Black Induction Hob - 90cm
Control	Touch	Touch	Direct Touch	TwistPad
Zones	4	5	3	5
Electrical Connection (amps)	32	30	32	32
Size	H 44 x W 780 x D 520mm Aperture: W 750 x D 490mm	H 47 x W 880 x D 520mm	H 44 x W 910 x D 410mm Aperture: W 880 x D 380mm	H 51 x W 918 x D 522mm Aperture: H 51 x W 880 x D 490-500mm
Additional Features	- Boil Sensor - PowerBoost - Hob2Hood - Touch Controls	- Step Power - Vertical Flame - Automatic shut off	- Self-sizing cooking zones - Hob2Hood - Direct access touch controls - Stop & go - Power boost	- PowerTransfer - Home Connect with - Remote Monitoring - ReStart function - Power Boost



Induction Hobs with Extractor

MODEL	AEG CCE84543FB	AEG CCE84779FBAEG	NEFF T58TL6EN2
Code	284571	267196	231674
Description	80cm Induction Hob with Recirculation Extractor	83cm Flexibridge Hob	N90 80cm Venting Hob
Control	Touch	Direct Touch	TwistPadFire®
Zones	4	4	4
Electrical Connection (amps)	32	32	30
Size	H 212 x W 780 x D 520mm	H 212 x W 830 x D 515mm Aperture: W 780 x D 490mm	H 223 x W 826 x D 546mm Aperture: W 750 x D 490mm
Additional Features	<ul style="list-style-type: none"><li>- Hob2Hood</li><li>- Boost function</li><li>- 2in1 Filter Included</li><li>- Combine 2 cooking zones with the Bridge function</li></ul>	<ul style="list-style-type: none"><li>- Extraction: Recirculation model only</li><li>- 2in1 Filter included</li><li>- Filter clean indicator</li><li>- Double Flexibridge left and Right</li><li>- Powerboost</li><li>- Pause</li><li>- Connected to MY AEG App.</li></ul>	<ul style="list-style-type: none"><li>- Integrated Ventilation with 622 m³/h extraction rate</li><li>- 17 power levels</li><li>- 2 Flex Induction Zones - place your pots and pans anywhere within the flex zone</li><li>- TwistPadFire® is a removable, magnetic control knob that gives you precise, convenient control over all cooking zones</li></ul>



The iconic Slide & Hide® door effortlessly slides away beneath the oven when not in use. So nothing gets in the way of your creativity.

Circo Therm® hot air technology focuses heat directly on the food being cooked, so surfaces of bakes and roasts are sealed quickly. This prevents flavour transfer, meaning you can cook on three levels at once.

With Eco Clean and Easy Clean there's no need to avoid the cleaning afterwards. The duo for easy cleaning.

With our detachable rails, you can place them right where you need them to be – top, middle or bottom – our Cliprails can be used on all levels. And the rails extend far out, so you can check your dishes without getting too much heat.

*Please ask in-store for further details.*



Model shown – B3ACE4HG0B / 285443



# Hoods

## Combi

Save space in the kitchen by installing a hob with the extractor built in.



## Island

Make your island the real focus of the kitchen by complementing it with an island hood, combining the practicality of a hood with the elegant design statement of a centrepiece light.

## Designer




Streamlined and elegant, a designer hood will bring a bold and unique feel to your kitchen.






## Chimney

From traditional to ultra-modern styles, these designs will create a stunning statement piece in your home.

## 60cm Designer Hoods





			
MODEL	NEFF D65IHM1S0B	AEG DVE5671HR	AEG DVE5671HG
Code	157606	285162	231782
Description	N50 60cm Designer Cooker Hood - Black	Matt Black 60cm Designer Glass Screen Hood	60cm Designer Hood
Max. Extraction Rate	700m³/h	700m³/h	425/700m³/h intensive
Speed Settings	3 + intensive	3 + 2 Intensive	3 + 1 intensive
Noise Level (ducted/recirculated)	58/67 dB(A)	54/73 dB(A)	54/73 dB(A)
Electrical Connection (amps)	10	13	13
Size	H 928-1198 x W 590 x D 499mm	H 380 x W 598 x D 418mm	H (1265-915) 380 x W 598 x D 418mm
Energy Rating	B	A	A
Additional Features	- Touch control - Intensive speed setting - LED lighting	- Silencetech - Hob2Hood - LED lighting	- Charcoal and grease filter included - Breeze function - Hob2Hood - Touch on glass control

## 80cm Designer Hood

			
MODEL	Bosch DWK65DK60B	Zanussi ZFV916Y	Bosch DWK85DK60B
Code	292125	231787	292126
Description	Series 2 60cm Chimney Cooker Hood - Black	60cm Designer Hood	Series 2 80cm Chimney Cooker Hood - Black
Max. Extraction Rate	430m³/h	365/600m³/h intensive	430m³/h
Speed Settings	3 + 1 intensive	3 + 1 intensive	3 + 1 intensive
Noise Level (ducted/recirculated)	51/72 dB(A)	58/69 dB(A)	51/72 dB(A)
Electrical Connection (amps)	13	13	10
Size	H 375 x W 590 x D 32mm	H (1260-915) 403 x W 598 x D 410mm	H 375 x W 790 x D 325mm
Energy Rating	A	C	A
Additional Features	- Especially silent: maximum hood performance, minimum noise - LED Illumination: The energy-saving lighting provides bright and clear lighting for the hob area	- Charcoal filter available as accessory (ECFB02) - Grease filter included - Breeze function - Hob2Hood - Touch on glass control	- Especially silent: maximum hood performance, minimum noise - Intensive speed setting: removes strong kitchen odours quickly and effectively



90cm Designer Hoods

				
MODEL	NEFF D95IHM1S0B	AEG DVE5971HR	AEG DVK6981HB	AEG DVE5971HG
Code	157607	285161	231781	231791
Description	N50 90cm Designer Cooker Hood Black	Matt Black 90cm Designer Glass Screen Hood	90cm Designer Hood	90cm Designer Hood
Max. Extraction Rate	700m³/h	700m³/h	720/750m³/h intensive	425/700m³/h intensive
Speed Settings	3 + intensive	3 + 2 Intensive	3 + 2 intensive	3 + 1 intensive
Noise Level (ducted/recirculated)	58/67 dB(A)	54/73 dB(A)	54/68 dB(A)	54/73 dB(A)
Electrical Connection (amps)	10	13	13	13
Size	H 928-1198 x W 890 x D 499mm	H 380 x W 898 x D 418mm	H (1260-915) 380 x W 896 x D 456mm	H (1265-915) 380 x W 898 x D 418mm
Energy Rating	B	A	A+	A
Additional Features	- Touch control - Intensive speed setting - LED lighting	- Silencetech - Hob2Hood - LED lighting	- Charcoal and grease filter included - Breeze function - Silent tech - Hob2Hood - Touch on glass control	- Charcoal and grease filter included - Breeze function - Hob2Hood - Touch on glass control

60cm Chimney Hoods

			
MODEL	AEG DKB4650M	Electrolux LFC316X	Electrolux LFC316K
Code	157635	305054	305055
Description	60cm Chimney Cooker Hood Stainless Steel	60cm Chimney Cooker Hood Stainless Steel	60cm Chimney Cooker Hood Black
Max. Extraction Rate	603m³/h	420m³/h	420m³/h
Speed Settings	3	3	3
Noise Level (ducted/recirculated)	69/75 dB(A)	66/70 dB(A)	66/70 dB(A)
Electrical Connection (amps)	10	10	10
Size	H 665-1090 x W 598 x D 500mm	H 690-940 x W 598 x D 450mm	H 690-940 x W 598 x D 450mm
Energy Rating	B	D	D
Additional Features	- Charcoal and grease filter included - 2 x LED spotlights	- Charcoal and grease filter included - 2 x LED bulbs	- Grease filter included - 2 x LED bulbs

60cm Chimney Hoods




			
MODEL	NEFF D65BMP5N0B	AEG DBE5681HR	AEG DBE5661HG
Code	210023	285165	231785
Description	N70 60cm Chimney Cooker Hood Stainless Steel	Matt Black 60cm Chimney Hood	60cm Chimney Hood
Max. Extraction Rate	657m³/h	720m³/h	480/700m³/h intensive
Speed Settings	3 + 2 intensive	3 + 1 intensive	3 + 1 intensive
Noise Level (ducted/recirculated)	61/71 dB(A)	68/73 dB(A)	54/65 dB(A)
Electrical Connection (amps)	10	13	13
Size	H 614-954 x W 598 x D 500mm	H 618 x W 598 x D 454mm	H (1204-759) 60 x W 598 x D 455mm
Energy Rating	A	A	A
Additional Features	- High extraction rate - Efficient Drive Motor - Either a ducted or recirculating solution	- Hob2Hood - LED lighting - Breeze function	- Charcoal and grease filter included - Breeze function - Hob2Hood - Chimney section included

			
MODEL	Zanussi ZFT516X	Zanussi ZHC62352X	Zanussi ZHC62653XA
Code	231789	205970	205969
Description	60cm Chimney Hood	60cm Chimney Cooker Hood Stainless Steel & Glass	60cm Chimney Cooker Hood Stainless Steel & Glass
Max. Extraction Rate	415/600m³/h	500m³/h	600m³/h
Speed Settings	3	3	3
Noise Level (ducted/recirculated)	68/73 dB(A)	69 dB(A)	69 dB(A)
Electrical Connection (amps)	13	3	3
Size	H (1180-678) 60 x W 600 x D 450mm	H 605-1020 x W 600 x D 500mm	H 605-1020 x W 600 x D 500mm
Energy Rating	C	C	C
Additional Features	- Charcoal filter available as accessory (ECFB01) - Grease filter included - Chimney section included	- Charcoal filter available as accessory (ECFB01) - 2 x LED spotlights - 2 x aluminium mesh grease filters - Chimney Section included	Charcoal filter available as accessory (ECFB01) - 2 x LED spotlights - 2 x aluminium mesh grease filters Chimney Section included




60cm Chimney Hoods

			
MODEL	Zanussi ZHB62670XA	Zanussi ZFT916Y	Samsung NK24C5703TM/UR
Code	132089	239046	285236
Description	60cm Chimney Cooker Hood Stainless Steel	60cm Chimney Cooker Hood Stainless Steel	60cm Cooker Hood with Auto Connectivity
Max. Extraction Rate	600m³/h	600m³/h	622m³/h
Speed Settings	3	3	4
Noise Level (ducted/recirculated)	68/73 dB(A)	68/73 dB(A)	72/75 dB(A)
Electrical Connection (amps)	10	10	13
Size	H 678 x W 598 x D 450mm	H 678 x W 598 x D 450mm	H 706 x W 598 x D 505mm
Energy Rating	C	C	A
Additional Features	- Grease filter included	Charcoal filter available as accessory (ECFB01) - Grease filter included Chimney Section included - Breeze function - Hob2Hood	- Power Ventilation System - Full Touch Display - Dishwashable Aluminium Filter - Auto connectivity wirelessly - 5 Year Warranty


90cm Chimney Hoods

			
MODEL	Samsung NK36C5703TM/UR	Zanussi ZFT919Y	Zanussi ZHC92352X
Code	285237	231790	205971
Description	90cm Cooker Hood with Auto Connectivity	90cm Chimney Hood	90cm Chimney Cooker Hood Stainless Steel & Glass
Max. Extraction Rate	668m³/h	455/600m³/h intensive	500m³/h
Speed Settings	4	3 + 1 intensive	3
Noise Level (ducted/ recirculated)	72/75 dB(A)	62/68 dB(A)	69 dB(A)
Electrical Connection (amps)	13	13	3
Size	H 708 x W 898 x D 45mm	H (1180-678) 60 x W 898 x D 450mm	H 605-1020 x W 600 x D 500mm
Energy Rating	A	C	C
Additional Features	- Power Ventilation System - Full Touch Display - Dishwashable Aluminium Filter - Auto connectivity wirelessly - 5 Year Warranty	- Charcoal filter available as accessory (ECFB01) - Grease filter included - Breeze function - Hob2Hood - Chimney section included	Charcoal filter available as accessory (ECFB01) - 2 x LED spotlights - 2 x aluminium mesh grease filters - Chimney Section included

90cm Chimney Hoods

			
MODEL	NEFF D95BMP5N0B	AEG DBE5961HG	AEG DKB4950M
Code	210025	231784	157636
Description	N70 90cm Chimney Cooker Hood Stainless Steel	90cm Chimney Hood	90cm Chimney Cooker Hood Stainless Steel
Max. Extraction Rate	427m³/h	480/700m³/h intensive	603m³/h
Speed Settings	3 + 2 intensive	3 + 1 intensive	3
Noise Level (ducted/recirculated)	55/66 dB(A)	54/65 dB(A)	69/75 dB(A)
Electrical Connection (amps)	10	13	10
Size	H 614-1064 x W 898 x D 500mm	H (1204-759) 60 x W 898 x D 455mm	H 740-1090 x W 898 x D 500mm
Energy Rating	A	A	B
Additional Features	- Efficient Drive Motor - Intensive speed setting - Dimmer Function - Suitable for ducted or recirculated operation	- Charcoal and grease filter included - Breeze function - Hob2Hood - Chimney section included	- Charcoal and grease filter included - 2 x LED spotlights

Island Hoods

				
MODEL	AEG DLE0431M	AEG DLE0431B	AEG DLE0630B	AEG DLE0970M
Code	206541	206540	206539	206542
Description	Moon 50cm Island Hood Chrome	Moon 50cm Island Hood Black	Gemini 66cm Island Hood Black	Outline 90cm Island Hood Chrome
Max. Extraction Rate	350m³/hr	350m³/hr	350m³/hr	700m³/hr
Speed Settings	3 + intensive	3 + intensive	3 + intensive	4
Noise Level (ducted/ recirculated)	70 dB(A)	70 dB(A)	70 dB(A)	75 dB(A)
Electrical Connection (amps)	3	3	3	10
Size	H 850-1250 x W 500 x D 500mm	H 850-1250 x W 500 x D 500mm	H 850-1250 x W 655 x D 655mm	H 850-1250 x W 900 x D 440mm
Additional Features	- Unique design and quality finish - Single electronic control for all functions - Settings can be monitored and adjusted with just one touch	- Unique design and quality finish - Single electronic control for all functions - Settings can be monitored and adjusted with just one touch	- Unique design and quality finish - Single electronic control for all functions - Settings can be monitored and adjusted with just one touch	- Unique design and quality finish - Single electronic control for all functions - Settings can be monitored and adjusted with just one touch







Canopy, Integrated & Ceiling Hoods






				
MODEL	NEFF D55MH56N0B	Electrolux LFG225S	AEG DGE5661HB	NEFF D46ED22N1B
Code	231668	205968	285163	241268
Description	N50 52cm Canopy Cooker Hood	52cm Canopy Cooker Hood	Matt Black 54cm Canopy Hood	N50 60cm Telescopic Hood
Max. Extraction Rate	650m³/h	330m³/h	580m³/h	400 m³/h
Speed Settings	3 + intensive	3	3 + 1 intensive	3 + 1 intensive
Noise Level (ducted/ recirculated)	67 dB(A) / 74 dB(A)	63/72 dB(A)	67/74 dB(A)	62/69 dB(A)
Electrical Connection (amps)	3	10	13	10
Size	H 418 x W 520 x D 300mm	H 138-145 x W 520 x D 284mm	H 331 x W 540 x D 300mm	H 203 x W 598 x D 290mm
Energy Rating	C	D	A	A
Additional Features	- Designed to fit neatly under an overhead unit or cabinet - 2 LED Lights - Washable metal grease filters	- LED Lighting - Washable aluminium grease filters	- Hob2Hood - LED lighting	- Automatic intensive revert (6mins) - Automatic after running (10 minutes) - 2 metal grease filter cassettes

Canopy, Integrated & Ceiling Hoods

				
MODEL	AEG DGE5861HB	NEFF I95CAQ6N0B	AEG DPB392S	AEG DDE5980G
Code	285164	205966	206234	157646
Description	Matt Black 80cm Canopy Hood	N50 90cm Ceiling Cooker Hood with Home Connect	90cm Telescopic Cooker Hood	90cm Downdraft Cooker Hood
Max. Extraction Rate	580m³/h	798m³/h	370m³/h	350/700m³/h intensive
Speed Settings	3 + 1 intensive	3 + 2 intensive	3	3 + 2 Intensive
Noise Level (ducted/ recirculated)	67/74 dB(A)	56 dB	68/69 dB(A)	40/54 dB(A)
Electrical Connection (amps)	13	13	10	10
Size	H 331 x W 770 x D 300mm	H 300 x W 900 x D 500mm	H 179 x W 900 x D 284mm	H 407 x W 880 x D 95mm
Energy Rating	A	A	C	A
Additional Features	- Hob2Hood - LED lighting	- Home Connect - Hob-Hood Control with WiFi enabled hob T68TS6RN0 - softLight Dimmer Function - 2 metal grease filter cassettes and easy to clean inner frame	- Discreet hood only visible when in use - Pull out smoothly to activate, push back into place when idle - Charcoal filter included	- Breeze function - Silent tech - Charcoal and grease filter included

Extras

				
MODEL	AEG DGE5661HM	AEG DPB3631S	Electrolux LFE216S	AEG DGE5861HM
Code	231913	206209	197754	231912
Description	60cm Integrated Hood	60cm Telescopic Cooker Hood	60cm Integrated Hood	80cm Integrated Hood
Max. Extraction Rate	435/700m³/h intensive	370m³/h	283/133m³/h intensive	435/700m³/h intensive
Speed Settings	3 + 1 intensive	3	3	3 + 1 intensive
Noise Level (ducted/ recirculated)	67/74 dB(A)	68/69 dB(A)	67/71 dB(A)	67/74 dB(A)
Electrical Connection (amps)	13	10	13	13
Size	H 331 x W 540 x D 300mm	H 179-179 x W 598 x D 284mm	H 400 x W 598 x D 270mm	H 331 x W 770 x D 300mm
Energy Rating	A	C	D	A
Additional Features	- Charcoal and grease filter included - Hob2Hood - Remote control included	- Discreet hood only visible when in use - Pull out smoothly to activate, push back into place when idle - Charcoal filter included	- Charcoal and grease filter included	- Charcoal and grease filter included - Hob2Hood - Remote control included

					
MODEL	NEFF Z51AII1X6	NEFF Z51ITI1X4	NEFF Z52JCC1N6	NEFF Z811DU0	NEFF Z51AIV1X6
Code	250166	263628	231413	231670	256914
Description	CleanAir Plus Anti-Pollen Recirculation kit for D65IHM1S0B & D95IHM1S0B – with chimney installation	Cleanair recirculation Kit for D46ED22N1B 241268	Clean Air Plus, Anti pollen recirculation module for I95CAQ6N0B	Fully ducted starter kit for Venting model T58TL6EN2	CleanAir Plus Anti-Pollen Recirculation kit for 157606 D65IHM1S0B & 157607 D95IHM1S0B - to be used in a 'CHIMLESS' Installation
Additional Features	- >90% odour reduction - Noise reduction up to 5dB - >99% of pollen is neutralised - Anti-fish functionality - Lifetime minimum 12 months - Improved performance up to 100m³h	- Anti-fish functionality - Noise reduction and improved air extraction	- Odour reduction >90% - Anti-fish functionality - Noise reduction up to 5 dB	- 1 x set of Acoustic Filters for reduced noise levels - Suitable for NEFF venting hobs	- >90% odour reduction - Noise reduction up to 5dB - >99% of pollen is neutralised



SAMSUNG

Master two dishes at once and save over 25% on your energy

With a hinged Flexible Door, you can access the whole oven or just the top half without losing heat from the bottom and ruining your meal. Dual Cook technology allows you to heat up only the top half, so you can save over 25% on energy and pre-heat up to 52% faster\*.



264874 - Samsung NV7B4355VAK/U4 A+ Series 4 Dual Cook Flex Smart Oven - Black Glass

\*25.3% energy savings and 52% faster pre-heating based on using only the top half of the oven. Internal testing on Series 5 NV7B5675LAK, upper vs. whole compartment for small cake baking at convection 165°C (IEC-60350)

Dual Cook Flex™



American Style Fridge Freezer with Beverage Center™

Enjoy fast and easy access to refreshingly cold and flavored water. The Beverage Center™ inside the fridge is easy to access, but less likely to get contaminated. It has a dishwasher safe and BPA free 1.4L Autofill

Pitcher for purified water, which can be infused with fruits or herbs, so it's always ready to drink.

285238 - Samsung Series 9 RH69B8931S9/EU American Style Fridge Freezer with Beverage CENTER™ - Silver

Save over £1270 with top energy rated laundry appliances

Wash and dry your laundry effectively at cooler temperatures with an A rated Samsung Washing Machine and an A+++ Heat Pump Tumble Dryer and save over £1270 on your energy\*.

285168 - Samsung Series 5+ WW11BB534DABS1 Auto Dose 11kg Washing Machine - Black

285169 - Samsung Series 5+ DV90BB5245ABS1 with OPTIMALDRY™ 9kg Tumble Dryer - Black



\*£1271.13 saving based on 5 year running costs of Samsung A rated Washing Machines (£80.39 saving) compared to the average energy use of other manufacturer D rated washing machines (most purchased energy rating 2023, GFK), using 284 cycles/yr on an eco 40-60 program and Samsung A+++ Heat Pump Tumble Dryers (£1190.74 saving) versus the average energy usage of condenser tumble dryers, completing 260 cycles per year (Based on the EU Energy Label Standard). Comparison made against appliances sold in major UK retailers as of 21/09/23 as determined by Youreko, using an average 27.35p tariff.



# Dishwashers

## Slimline 45cm

If you need to save space in your kitchen, the slimline is perfect – and you won’t lose any of the functionality or energy efficiency of a 60cm.









## Standard 60cm






These dishwashers are ideal for a larger capacity. They have flexible racking and a number of specialist programmes that deliver great results.

## 45cm Dishwashers

## 60cm Dishwashers

						
MODEL	NEFF S875HKX20G	AEG FSE72507P	Bosch SPV2HKX39G	Zanussi ZSLN1211	Samsung DW60M6040BB/EU	Samsung DW60BG830100EU
Code	231414	231726	292132	231728	272906	285185
Description	N50 45cm Slimline Home Connect Integrated Dishwasher	45cm Slimline Dishwasher with cutlery drawer	Series 2 45cm Integrated Slimline Dishwasher	45cm Slimline Integrated Dishwasher	Series 6 60cm Integrated Dishwasher	Series 11 60cm Integrated Dishwasher with Water Jet Clean
Programmes	6	7	5	5	6	9
Place Settings	9	10	9	9	13	14
Water Consumption	8.5L	9.9L	8.5L	9.9L	10.5L	8L
Noise Level (dBA)	46	45	48	49	44	40 / 38 (with Quiet Wash)
Energy Efficiency	E	E	E	F	E	B
Size	H 815 x W 448 x D 550mm Aperture: H 815-875 x 450-458 x D 550mm	H 818 x W 446 x D 550mm Aperture: H 880 x W 450 x D 550mm	H 815 X W 448 x D 550mm	H 818 x W 446 x D 550mm Aperture: H 880 x W 450 x D 550mm	H 815 x W 598 x D 550mm	H 815 x W 595 x D 552mm
Additional Features	<ul style="list-style-type: none"><li>- Home Connect: WiFi enabled, for dishwasher control</li><li>- Height Adjustable Top Basket</li><li>- InfoLight: Red light projection on the floor indicating when the machine is running</li><li>- Extra Dry: for difficult-to-dry loads select the extra drying option</li><li>- AquaStop for a lifetime guarantee against water damage</li><li>- VarioHinge smoothly lifts the furniture front above the plinth and base</li></ul>	<ul style="list-style-type: none"><li>- Clean utensils of all shapes &amp; sizes with the customizable MaxiFlex drawer</li><li>- Beam on floor projects a red light onto the floor while the cycle is still in progress</li><li>- Even closely stacked or larger dishes receive deep cleaning with SatelliteClean®</li><li>- Tailor your dishwashing cycle effortlessly with QuickSelect</li><li>- QuickLift adjust the basket height even when fully loaded</li><li>- PerfectFit sliding hinge system</li></ul>	<ul style="list-style-type: none"><li>- Home Connect: home appliances with smart connectivity for an easier everyday life</li><li>- ExtraDry: extra drying option for difficult-to-dry loads</li><li>- Silence on demand: up to 30 min noise reduction at any time via the Home Connect App</li><li>- InfoLight: a red light on the floor indicates whether the dishwasher is switched on or off</li><li>- Favourite function: personalized function by just one touch</li></ul>	<ul style="list-style-type: none"><li>- AirDry dishwasher automatically opens the door in the final part of the cycle, letting fresh air inside – performing three times better than our closed-door systems. Automatic drying, with no extra effort from you</li><li>- Every dish clean thanks to dual spray arms</li><li>- Quick cycle</li><li>- Rinse &amp; hold</li><li>- PerfectFit sliding hinge system</li></ul>	<ul style="list-style-type: none"><li>- 60' Express Wash</li><li>- Half Load</li><li>- Flexible interior space</li><li>- Intensive Wash</li><li>- Auto Wash</li><li>- Eco Wash</li><li>- Two Tray with cutlery basket</li><li>- Child Lock</li><li>- Delay Start</li><li>- Fixed Hinge</li></ul>	<ul style="list-style-type: none"><li>- Sliding Hinge</li><li>- Water Jet Clean</li><li>- Cutlery Tray</li><li>- Autodoor with Info Light</li><li>- Express Wash (60mins)</li><li>- Eco Wash</li><li>- Quiet Wash</li><li>- Delicate Wash</li><li>- Flexible Interior Space</li><li>- SmartThings Enabled</li></ul>

60cm Dishwashers

					
MODEL	NEFF S187ECX23G	NEFF S155HCX27G	AEG FSK52617Z	AEG FSS63607P	AEG FSE74747P
Code	241271	241270	205977	239024	267197
Description	N70 60cm Dishwasher with door Open Assist	N50 60cm Dishwasher	60cm Dishwasher	60cm Dishwasher	60cm Dishwasher
Programmes	8	6	7	7	7
Place Settings	14	14	13	13	15
Water Consumption	9.5L	9.5L	9.9L	10.5L	11L
Noise Level (dBA)	42	46	44	44	44
Energy Efficiency	D	D	E	D	C
Size	H 815 x W 598 x D 550mm	H 815 x W 598 x D 550mm	H 818 x W 596 x D 550mm Aperture: H 880 x W 600 x D 550mm	H (min/max) 820/900 x W 600 x D 570mm	870 x W 635 x D 680mm
Additional Features	<ul style="list-style-type: none"><li>- DoorOpen Assist - Simple to use, designed for handleless kitchens</li><li>- Home Connect - WiFi enabled</li><li>- Flex Cutlery Drawer - loading on 3rd level</li><li>- 3 stage Rackmatic height-adjustable top basket</li><li>- 6 foldable plate racks in top and bottom basket</li><li>- Glass rack in bottom basket</li><li>- Time Light - Light projection on the floor</li><li>- Time delay (3, 6 or 24 hours)</li><li>- White interior</li><li>- EmotionLight</li><li>- Time delay (3, 6 or 24 hours)</li></ul>	<ul style="list-style-type: none"><li>- Home Connect - WiFi enabled</li><li>- Flex Cutlery Drawer - loading on 3rd level</li><li>- 3 stage Rackmatic height-adjustable top basket</li><li>- 6 foldable plate racks in top and bottom basket</li><li>- Glass rack in bottom basket</li><li>- Time Light - Light projection on the floor</li><li>- Time delay (3, 6 or 24 hours)</li><li>- Home Connect – WiFi enabled</li></ul>	<ul style="list-style-type: none"><li>- Tailor your dishwashing cycle effortlessly with QuickSelect</li><li>- GlassCare system securely holds stem glasses</li><li>- Beam on floor projects a red light onto the floor while the cycle is still in progress</li><li>- AirDry delivers up to 3x better drying performance when compared to closed-door systems.</li><li>- PerfectFit Sliding Hinge system</li></ul>	<ul style="list-style-type: none"><li>- SprayZone intensively cleans dishes within the dedicated zone, removing even stubborn residue</li><li>- Even closely stacked or larger dishes receive deep cleaning with SatelliteClean®</li><li>- Tailor your dishwashing cycle effortlessly with QuickSelect</li><li>- Beam on floor projects a red light onto the floor while the cycle is still in progress</li><li>- QuickLift adjust the basket height even when fully loaded</li><li>- 3 x better drying, with AirDry</li><li>- PerfectFit Sliding Hinge system</li></ul>	<ul style="list-style-type: none"><li>- GlassCare system protects fragile glassware in both the upper &amp; lower rack</li><li>- Clean utensils of all shapes &amp; sizes with the customizable MaxiFlex drawer</li><li>- Even closely stacked or larger dishes receive deep cleaning with SatelliteClean®</li><li>- Tailor your dishwashing cycle effortlessly with QuickSelect</li><li>- Beam on floor projects a red light onto the floor while the cycle is still in progress</li><li>- QuickLift adjust the basket height even when fully loaded</li><li>- 3 x better drying, with AirDry</li><li>- PerfectFit Sliding Hinge system</li></ul>



AEG ComfortLift Dishwashers

The ComfortLift feature allows you take the strain off your back. The bottom basket slides out and can be lifted with one click to a comfortable height to make loading and unloading easier.

60cm Dishwashers

					
MODEL	Bosch SMV2iTX18G	Electrolux KEAF7200L	Electrolux KESC8300L	Zanussi ZDLN1521	Zanussi ZDLN2621
Code	292131	239025	205980	231729	231730
Description	Series 2 60cm Integrated Dishwasher	60cm Dishwasher	60cm Dishwasher with SatelliteClean®	60cm AirDry Dishwasher	60cm Integrated Dishwasher
Programmes	5	5	8	5	6
Place Settings	12	13	14	13	14
Water Consumption	10.5L	9.9L	10.5L	9.9L	9.9L
Noise Level (dBA)	48	49	46	49	46
Energy Efficiency	E	E	D	E	E
Size	H 815 x W 598 x D 550mm	H (min/max) 820/880 x W 600 x D 550mm	H 818 x W 596 x D 550mm Aperture: H 880 x W 600 x D 550mm	H 818 x W 596 x D 550mm Aperture: H 820-900 x W 600 x D 550mm	H 818 x W 596 x D 550mm Aperture: H 880 x W 600 x D 550mm
Additional Features	<ul style="list-style-type: none"><li>- Home Connect: home appliances with smart connectivity for an easier everyday life</li><li>- ExtraDry: extra drying option for difficult-to-dry loads</li><li>- Silence on demand: up to 30 min noise reduction at any time via the Home Connect App</li><li>- InfoLight: a red light on the floor indicates whether the dishwasher is switched on or off</li></ul>	<ul style="list-style-type: none"><li>- 3x better drying, with AirDry</li><li>- 30 minute quick wash</li><li>- PerfectFit sliding hinge system</li></ul>	<ul style="list-style-type: none"><li>- SatelliteClean® Dishwasher has an innovative spray arm that delivers 3x better spray coverage compared to the standard system</li><li>- 3 x better drying with AirDry</li><li>- Beam on Floor</li><li>- QuickSelect control. Pick the cycle time with the slider and add any optional treatments with just a tap</li><li>- PerfectFit Sliding Hinge system</li></ul>	<ul style="list-style-type: none"><li>- 3x better drying performance with AirDry</li><li>- Quick Cycle</li><li>- PerfectFit Sliding Hinge system</li></ul>	<ul style="list-style-type: none"><li>- 3x better drying with AirDry</li><li>- Freedom to use your utensils with the spacious cutlery drawer designed to fit bulky utensils</li><li>- QuickLift adjust the basket height even when fully loaded</li><li>- Quick Cycle</li><li>- PerfectFit Sliding Hinge system</li></ul>



# Laundry

## Integrated washing machines

We have a wide selection of integrated washing machines to suit your needs.



## Washer dryers

These space-saving models are a standard built-in size, but they can still wash large loads and dry items up to 4kg.



## Freestanding washing machines



Freestanding washing machines can give you design flexibility whilst increasing load capacity.

## Washing Machines

MODEL	Samsung WW90T684DLN/S1	Samsung WW11BB534DAES1	Samsung WW11BB534DABS1	NEFF W544BX2GB	AEG LFR74944UD
Code	208203	272916	285168	263629	285254
Description	Freestanding 9kg Smart Washing Machine	Freestanding 11kg Smart Washing Machine	Freestanding 11kg Smart Washing Machine	Integrated 8kg Washing Machine	Freestanding 9kg Washing Machine
Programmes	22	22	22	14	11
Washer Load Capacity (kg)	9	11	11	8	9
Spin Speed	1400 rpm	1400 rpm	1400 rpm	1400rpm	1400 rpm
Noise Level (dBA)	72 Spin	72 Spin	72 Spin	Wash 41dB / Spin 66dB(A)	75dB(A)
Energy Efficiency	A	A	A	C	A
Size	H 850 x W 600 x D 550mm	H 850 x W 600 x D 600mm	H 850 x W 600 x D 600mm	H 818 x W 596 x D 544mm	H 847 x W 597 x D 660mm
Additional Features	<ul style="list-style-type: none"><li>- Pairs with 208204</li><li>- ecobubble™</li><li>- Addwash™</li><li>- Auto Dose</li><li>- SmartControl+</li><li>- Super Speed</li><li>- Hygiene Steam</li><li>- 15' Quick Wash</li><li>- Drum Clean+</li><li>- Stay Clean Drawer</li><li>- Digital Inverter Motor (with 20 year warranty)</li><li>- 5 Year Warranty</li></ul>	<ul style="list-style-type: none"><li>- Pairs with 272917</li><li>- ecobubble™</li><li>- Auto Dose</li><li>- Hygiene Steam</li><li>- SpaceMax</li><li>- Smart Control+</li><li>- Drum Clean+</li><li>- Stay Clean Drawer</li><li>- Bubble Soak</li><li>- Digital Inverter Motor (with 20 year warranty)</li><li>- 5 Year Warranty</li></ul>	<ul style="list-style-type: none"><li>- Pairs with 285169</li><li>- ecobubble™</li><li>- Auto Dose</li><li>- Hygiene Steam</li><li>- SpaceMax</li><li>- Smart Control+</li><li>- Drum Clean+</li><li>- Stay Clean Drawer</li><li>- Bubble Soak</li><li>- Digital Inverter Motor (with 20 year warranty)</li><li>- 5 Year Warranty</li></ul>	<ul style="list-style-type: none"><li>- Super Quick 15/30 programmes</li><li>- Reload Function: Lets you add items even after the programme has started</li><li>- TimeLight: The time remaining in the program is projected onto the floor</li><li>- EcoSilence drive with 10 year warranty</li><li>- Special programmes: Shirts, Stain Removal, Quiet wash, Drum clean with reminder, Wool/handwash</li></ul>	<ul style="list-style-type: none"><li>- Universal dose</li><li>- Steam refresh</li><li>- MixLoad 69 min programme</li><li>- PreciseWash</li></ul>

MODEL	AEG LF7C8636BI	Bosch WIW28302GB	Electrolux EF77420BI	Zanussi Z712W43BI
Code	205988	292133	205990	205992
Description	Integrated 8kg Washing Machine	Series 6 Integrated 8kg Washing Machine	Built-In 7kg Washing Machine	Integrated 7kg Washing Machine
Programmes	15	14	15	15
Washer Load Capacity (kg)	8	8	7	7
Spin Speed	1600rpm	1400rpm	1400rpm	1200rpm
Noise Level (dBA)	70	66	69	52
Energy Efficiency	B	C	B	D
Size	H 819 x W 596 x D 540mm	H 819 x W 596 x D 544mm	H 819 x W 596 x D 540mm	H 820 x W 596 x D 540mm
Additional Features	<ul style="list-style-type: none"><li>- ProSteam</li><li>- Wool plus programme</li><li>- Aqua Control</li><li>- Child safety lock</li></ul>	<ul style="list-style-type: none"><li>- ActiveWater Plus: For highly efficient use of water even with smaller loads thanks to automatic load detection</li><li>- AllergyPlus: developed for allergy sufferers and people with sensitive skin</li></ul>	<ul style="list-style-type: none"><li>- Aqualux washing technology - traditional washing for good results with all fabric types</li><li>- TimeManager®</li><li>- Hygiene programme</li></ul>	<ul style="list-style-type: none"><li>- Autoadjust weighs the load and adjusts the cycle time, water and energy accordingly</li><li>- Flexitime allows you to adjust the length of a full cycle, so it's ready when you are</li></ul>




Tumble Dryers

			
MODEL	Samsung DV90T6240LN/S1	Samsung DV90BB5245AES1	Samsung DV90BB5245ABS1
Code	208204	272917	285169
Description	Freestanding 9kg Heat Pump Tumble Dryer	Freestanding 9kg Heat Pump Tumble Dryer	Freestanding 9kg Heat Pump Tumble Dryer
Programmes	20	20	20
Dryer Load Capacity (kg)	9	9	9
Noise Level (dBA)	63	64	64
Energy Efficiency	A+++	A+++	A+++
Size	H 850 x W 600 x D 600mm	H 850 x W 600 x D 600mm	H 850 x W 600 x D 600mm
Additional Features	<ul style="list-style-type: none"><li>- Pair with 208203</li><li>- Heat Pump Technology</li><li>- Reversible Door</li><li>- Smart Control+</li><li>- Quick Dry</li><li>- Optimal Dry™</li><li>- Hygiene Care</li><li>- 5 Year Warranty</li></ul>	<ul style="list-style-type: none"><li>- Pair with 272916</li><li>- Heat Pump Technology</li><li>- Reversible Door</li><li>- Smart Control+</li><li>- Quick Dry</li><li>- Optimal Dry</li><li>- 2 in 1 Filter</li><li>- 5 Year Warranty</li></ul>	<ul style="list-style-type: none"><li>- Pairs with 285168</li><li>- Heat Pump Technology</li><li>- Reversible Door</li><li>- WiFi Control</li><li>- Quick Dry</li><li>- Optimal Dry</li><li>- 2 in 1 Filter</li><li>- 5 Year Warranty</li></ul>





Washer Dryers

				
MODEL	Samsung WD90T654DBN/S1	NEFF V6540X2GB	AEG LWR7485M4U	AEG L7WC84636BI
Code	208212	234851	285255	205989
Description	Freestanding 9kg Smart Washer Dryer	Integrated 7kg Washer Dryer	Freestanding 8kg Washer Dryer	Integrated 8kg Washer Dryer
Programmes	24	17	12	14
Washer Load Capacity (kg)	9	7	8	8
Dryer Load Capacity (kg)	6	4	5	4
Spin Speed	1400rpm	1400rpm	1400rpm	1600rpm
Noise Level (dBA)	72	72	76 dB	70
Energy Efficiency	E / B	E / E	D/A	B / D
Size	H 850 x W 600 x D 650mm	H 820 x W 595 x D 560mm	H 847 x W 597 x D 660mm	H 819 x W 596 x D 540mm
Additional Features	<ul style="list-style-type: none"><li>- ecobubble™</li><li>- Addwash™</li><li>- Smart Control+</li><li>- Super Speed</li><li>- Hygiene Steam</li><li>- Drum Clean +</li><li>- Stay Clean Draw</li><li>- Digital Inverter Motor (with 20 year warranty)</li><li>- 5 Year Warranty</li></ul>	<ul style="list-style-type: none"><li>- LED display</li><li>- 24hr Time Delay and remaining indicator</li><li>- Aquastop complete water protection</li></ul>	<ul style="list-style-type: none"><li>- UniversalDose</li><li>- Steam Refresh</li><li>- MixLoad</li><li>- SpecialCare</li><li>- PreciseLoad</li></ul>	<ul style="list-style-type: none"><li>- DualSense technology allows the cycle settings to be adjusted according to fabric type in load</li><li>- ProSense weighs the load and adjusts the cycle time, water and energy Steam programme refreshes clothes without the need for a full cycle, protecting clothes and reducing water consumption</li></ul>

Washer Dryers

			
MODEL	Bosch WNA134U8GB	Electrolux E776W402BI	Zanussi Z716WT83BI
Code	292134	205991	205993
Description	Series 4 Freestanding 8kg / 5kg Washer Dryer	Integrated 7kg Washer Dryer	Integrated 7kg Washer Dryer
Programmes	13	14	14
Washer Load Capacity (kg)	8	7	7
Dryer Load Capacity (kg)	5	4	4
Spin Speed	1400rpm	1600rpm	1600rpm
Noise Level (dBA)	70	70	70
Energy Efficiency	E / C	E / D	E / D
Size	H 848 x W 598 x D 590mm	H 819 x W 596 x D 540mm	H 819 x W 596 x D 540mm
Additional Features	<ul style="list-style-type: none"><li>- Iron Assist: steam treatment in your dryer that smooths dried laundry</li><li>- AutoDry: automatically dries to your preferred level of dryness</li><li>- Wash &amp; Dry 60: wash and dry small loads efficiently in just 60 min</li></ul>	<ul style="list-style-type: none"><li>- DualCare automatically adjusts cycles to fabric types and load weights</li><li>- SensiCare system automatically weighs each load, so clothes are cleaned for the right amount of time</li><li>- Steamwwith steam reducing creases and minimising need to iron</li></ul>	<ul style="list-style-type: none"><li>- Autoadjust weighs the load and adjusts the cycle time, water and energy</li><li>- DueoSensor adjust the cycle to the type of fabric you're leaning</li><li>- Nonstop 60min programme will clean and dry clothing in one hour</li><li>- Flextime feature means you can adjust the length of a full cycle, so laundry is ready when you are</li></ul>

Accessories

				
MODEL	Samsung SKK-UDX	Samsung SKK-SSW	Samsung SKK-SSV	AEG SKP11GW
Code	206546	285170	285171	232491
Description	Stacking Kit	Stacking Kit	Stacking Kit	Stacking Kit
Additional Features	<ul style="list-style-type: none"><li>- Enables stacking of appliances and has slide out shelf for holding your linen basket</li><li>- Compatible with 208203 and 208204</li></ul>	<ul style="list-style-type: none"><li>- The stacking kit is the perfect match for any Samsung Series 6 Washing Machine and Heat Pump Tumble Dryers</li><li>- Compatible with 272916 and 272917</li></ul>	<ul style="list-style-type: none"><li>- The stacking kit is the perfect match for any Samsung Series 6 Washing Machine and Heat Pump Tumble Dryers</li><li>- Compatible with 285168 and 285169</li></ul>	<ul style="list-style-type: none"><li>- Create extra space in your laundry room with this stacking kit with including a sliding shelf</li><li>- It safely enables you to install your tumble dryer on top of the washing machine without any fixings</li></ul>



# Cooling

Our wide range of cooling appliances includes different designs, benefits and features by market-leading brands Samsung, Bosch, NEFF, AEG, Electrolux, Zanussi and CDA.



## Wine coolers

Wine coolers are stylish and can be easily integrated under your work surface or within a kitchen island. Optimum storage ensures your wine tastes better for longer by protecting it from heat, light and humidity.



## Fridges

Our fridges can be integrated, which is ideal for smaller kitchens. These products have a variety of capacities to suit any kitchen size.



## Freezers






We have a range of frost-free freezers, which will ensure that the appliances are as efficient as possible.

## Fridge Freezers

Choose a 50:50 or 70:30 split to suit your family's lifestyle requirements. If you have a large family or entertain regularly, there's also the option of one of our freestanding American fridge freezers.











Integrated Fridges

					
MODEL	Samsung BRR29600EWW/EU	NEFF KI1812SF0G	AEG SKE818E1DC	AEG SKK818E9ZC	Zanussi ZRDN18ES3
Code	285239	234850	239079	231836	234611
Description	Integrated One Door Fridge with SpaceMax™	N50 Tall Single Door Fridge	DynamicAir Fridge	LongFresh MultiFlow Fridge	Integrated Tower Fridge
Shelves/Drawers	5/2	7/2	6/1	5/3	5/1
Capacity (litres)	289L	319L	314L	212 / 86L	310L
Energy Efficiency	E	F	E	E	E
Size	H 1775 x W 540 x D 550mm	H 1772 x W 541 x D 545mm Aperture: H 1775 x W 560 x D 550mm	H 1780 x W 560 x D 550mm	Aperture: H 1780 x W 560 x D 550mm	Aperture: H 1780 x W 560 x D 550mm
Additional Features	<ul style="list-style-type: none"><li>- Spacemax</li><li>- All around Cooling</li><li>- No Frost</li><li>- Power Cool</li><li>- WiFi Embedded &amp; SmartThings</li><li>- AI Energy Mode</li><li>- 5 Year Warranty</li></ul>	<ul style="list-style-type: none"><li>- Bright interior LED fridge light</li><li>- SuperCooling</li><li>- FreshSense - constant temperature by intelligent sensor</li><li>- 2 vegetable/salad containers</li><li>- 6 door bins</li><li>- Electronic control</li></ul>	<ul style="list-style-type: none"><li>- DynamicAir stable temperature technology</li><li>- Coolmatic, Telescopic drawer,</li><li>- Flexishelf</li><li>- Softclose</li></ul>	<ul style="list-style-type: none"><li>- Noise level 37 dB(A)</li><li>- Longfresh 0°C compartment</li><li>- MultiFlow stabilising temperature and humidity</li><li>- Clean air filter</li><li>- Soft LED lighting</li></ul>	<ul style="list-style-type: none"><li>- DynamicAir stable temperature technology</li><li>- Coolmatic, Telescopic drawer</li></ul>

			 <div>New</div>	
MODEL	NEFF KU1212FE0G	AEG NSK6I82EF	Bosch KUR21VFE0G	Zanussi ZRAN88ES
Code	289734	234618	292128	234616
Description	N50 Integrated Under Counter Fridge	Under Counter Fridge	Series 4 Built Under Fridge	Integrated Mid Height Fridge
Shelves/Drawers	3/1	3/1	3	3/1
Capacity (litres)	134L	133L	134L	143L
Energy Efficiency	E	E	E	E
Size	H 820 x W 598 x D 548mm	Aperture: H 820 x W 600 x D 550mm	H 820 x W 598 x D 548mm	Aperture: H 880 x W 560 x D 550mm
Additional Features	<ul style="list-style-type: none"><li>- Home Connect</li><li>- LED Lighting: Bright light in the entire Fridge</li><li>- Super Cooling</li></ul>	<ul style="list-style-type: none"><li>- Robust safety glass shelves</li><li>- Noise level 37 dB(A)</li><li>- OptiSpace innovative custom storage solutions</li></ul>	<ul style="list-style-type: none"><li>- Connectivity: Remotely monitor and control your fridge from your smartphone or tablet</li><li>- Super Cooling function: cools new food placed inside faster, thus protecting already cooled food</li></ul>	<ul style="list-style-type: none"><li>- OptiSpace innovative custom storage solutions</li><li>- Safety Glass</li></ul>





Integrated Freezers

				
MODEL	Samsung BRZ22600EWW/EU	NEFF GI7812EE0G	AEG ABK818E6NC	Zanussi ZUNN18ES1
Code	285240	289735	231839	234848
Description	Integrated One Door Freezer with SpaceMax™	N90 Integrated Frost Free Freezer	No Frost Freezer	Integrated Larder Freezer
Frost-Free	✓	✓	✓	✓
Shelves/Drawers	2/5	7 Drawers	5 Drawers, 2 Hinged Compartments	7 Drawers
Capacity (litres)	218L	211L	204L	204L
Energy Efficiency	E	E	E	E
Size	H 1775 x W 540 x D 550mm	H 1772 x W 558 x D 545mm Aperture: H 1775 x W 560 x D 550mm	Aperture: H 1780 x W 560 x D 550mm	H 1772 x W 548 x D 549mm
Additional Features	<ul style="list-style-type: none"><li>- Spacemax</li><li>- All around Cooling</li><li>- Cool Select+™</li><li>- Power Freeze</li><li>- WiFi Embedded &amp; SmartThings</li><li>- AI Energy Mode</li><li>- 5 Year Warranty</li></ul>	<ul style="list-style-type: none"><li>- Fast Freeze Function</li><li>- Home Connect</li><li>- Frost free freezer - never manually defrost again</li></ul>	<ul style="list-style-type: none"><li>- Dual touch control allows precise settings for both fridge and freezer</li><li>- Frostmatic freezes fresh foods quickly in order to better preserve all nutritional qualities</li></ul>	<ul style="list-style-type: none"><li>- Electronic Touch Controls</li><li>- Quick Chill Function</li><li>- Fast Freeze</li></ul>

			 <div>New</div>	
MODEL	NEFF GU7212FE0G	AEG OAB7N82EF	Bosch GUN21VFE0G	Zanussi ZYAE82ER
Code	289736	231834	292129	231835
Description	N50 Built Under Integrated Freezer	7000 series Under Counter Freezer	Series 4 Built Under Integrated Freezer	Integrated Under Counter Freezer
Frost-Free	✓	✓	✓	—
Shelves/Drawers	3 Drawers	3 Drawers	3 Drawers	4 Drawers
Capacity (litres)	85L	86L	85L	86L
Energy Efficiency	E	E	E	E
Size	H 820 x W 598 x D 548mm	Aperture: H 820 x W 600 x D 550mm	H 820 x W 598 x D 548mm	Aperture: H 820 x W 600 x D 550mm
Additional Features	<ul style="list-style-type: none"><li>- No Frost – no more defrosting your freezer</li><li>- Home Connect</li><li>- Super Freezing</li></ul>	<ul style="list-style-type: none"><li>- Frostmatic freezes fresh foods quickly in order to better preserve all nutritional qualities</li><li>- FastFreeze function activates the maximum freezing power</li></ul>	<ul style="list-style-type: none"><li>- NoFrost: never defrost again, thanks to perfect protection from ice formation - that saves time and effort</li><li>- Fresh Sense: always reliable temperature control</li></ul>	<ul style="list-style-type: none"><li>- By quickly cooling ingredients with FastFreeze, the most important nutrients are locked in</li></ul>







Integrated Fridge Freezers

				
MODEL	Samsung BRB26615EWW/EU	NEFF KI5872SE0G	AEG OSC6T185ES	AEG OSC6N181ES
Code	285241	241269	234612	284346
Description	Built In Fridge Freezer with SpaceMax™	N 50 70:30 Fridge Freezer	50:50 Integrated Fridge Freezer	70:30 NoFrost Fridge Freezer
Frost-Free	✓	—	✓	✓
Shelves/ Drawers	Fridge: 4/2 Freezer: 3	Fridge: 5/1 Freezer: 2	Fridge: 3/2 Freezer: 4	Fridge: 5/2 Freezer: 3
Capacity (litres)	Fridge: 193L Freezer: 74L	Fridge: 200L Freezer: 70L	Fridge: 152L Freezer: 87L	Fridge: 195L Freezer: 62L
Energy Efficiency	E	E	E	E
Size	H 1775 x W 540 x D 550mm	H 1772 x W 541 x D 548mm	Aperture: H 1780 x W 560 x D 560mm	H 1780 x W 546 x D 549mm
Additional Features	- All Around Cooling - SpaceMax™ - Optimal Fresh + - Power Cool/Freeze - 5 Year Warranty	- SuperFreeze function - 1 FreshSafe drawer with humidity control - LowFrost - SuperFreeze function	- Noise level 36dB(A) - Frostmatic function - High temperature indicator	- TwinTech® No Frost - Internal Electronic Control - Frostmatic - LED lighting

Integrated Fridge Freezers





				
MODEL	Zanussi ZNTN18ES5	Zanussi ZNTN19ES1	Zanussi ZNFN18ES3	Zanussi ZNNN18ES3
Code	234615	239080	234614	234617
Description	50:50 Integrated Fridge Freezer	Extra tall 70:30 Integrated Fridge Freezer	Low Frost Fridge Freezer	70:30 Fridge Freezer
Frost-Free	✓	✓	✓	✓
Shelves/ Drawers	Fridge: 4/2 Freezer: 4	Fridge: 5 shelves Freezer: 3 Drawers	Fridge: 5/2 Freezer: 0/3	Fridge: 5/2 Freezer: 0/3
Capacity (litres)	Fridge: 153L Freezer: 87L	Fridge: 213L Freezer: 60L	Fridge: 192L Freezer: 72L	Fridge: 192L Freezer: 61L
Energy Efficiency	E	E	E	E
Size	H 1772 x W 548 x D 549mm	H 1780x W 560 x D 550mm	H 1772 x W 546 x D 549mm	H 1772 x W 546 x D 549mm
Additional Features	- Super Cool - Removable shelves - TwinTech® No Frost - Fast Freeze - LED Lighting	- SpaceFlex - DynamicAir - FastFreeze - Coolmatic	- LowFrost - DynamicAir - FastFreeze	- TwinTech® No Frost - FastFreeze - Bright LED lights




Freestanding Fridge Freezers

					New
MODEL	AEG SCE819E5TS	AEG NSC7G181DS	AEG NSC8M191DS	Bosch KIV87VSE0G	
Code	284347	284348	284349	292130	
Description	70:30 TwinTech NoFrost Fridge Freezer	70:30 TwinTech NoFrost Fridge Freezer	70:30 TwinTech NoFrost Fridge Freezer	Series 4 Integrated 70:30 Fridge Freezer	
Frost-Free	✓	✓	✓	—	
Shelves/ Drawers	Fridge: 5/1 Freezer: 3	Fridge: 5/1 Freezer: 3	Fridge: 5/2 Freezer 3	Fridge: 4/1 Freezer 0/2	
Capacity (litres)	Fridge: 208L Freezer: 61L	Fridge: 194L Freezer: 62L	Fridge: 207L Freezer: 62L	Fridge: 200L Freezer: 70L	
Energy Efficiency	E	D	D	E	
Size	H 1884 x W 546 x D 549mm	H 1780 x W 546 x D 549mm	H 1884 x W 546 x D 549mm	H 1772 x W 541 x D 548mm	
Additional Features	- TwinTech® No Frost - MultiSpace - DynamicAir - CustomFlex®	- GreenZone - TwinTech® No Frost Plus - DynamicAir - Touch Control with Ecometer	- GreenZone+ - Ecometer - Flexishelf - ExtraChill drawer	- VitaFresh XXL: the extra-large, climate-controlled fridge drawer for fruit and vegetables - Low Frost: defrost less often thanks to reduced frost – saving time, effort and energy	

				
MODEL	Samsung RS6HA8891SL/EU	Samsung RF65A967EB1/EU	Samsung RF50C532ES9/EU	Samsung RS67A8811B1/EU
Code	208202	289731	289730	289728
Description	RS8000 Family Hub American Style Fridge Freezer	Multi Door Fridge Freezer - Black Stainless	Slim Multi Door Fridge Freezer - Stainless Steel	American Style Fridge Freezer - Black Stainless
Frost-Free	✓	✓	✓	✓
Shelves/ Drawers	Fridge: 4/2 Freezer: 5/2	Fridge: 5/2 Freezer: 4/2	Fridge: 3/3 Freezer: 2	Fridge: 4/2 Freezer: 4/2
Capacity (litres)	614L	647L	495L	634L
Energy Efficiency	E	E	E	E
Size	H 1780 x W 912 x D 716mm	H 1825 x W 912 x D 723mm	H 1776 x W 817 x D 715mm	H 1780 x W 912 x D 716mm
Additional Features	- Family Hub™ - Plumbed Water & Ice Dispenser - Metal Twin Cooling + - Wi-Fi Embedded & SmartThings - 5 Year Warranty	- Plumbed Beverage Centre™ - Dual Auto Ice Maker - Metal Tripple Cooling - Wi-Fi Embedded & SmartThings - 5 Year Warranty	- Non-Plumbed Water Dispenser - Plumbed Ice Maker - Twin Cooling + - Wi-Fi Embedded & SmartThings - 5 Year Warranty	- Plumbed Water & Ice Dispenser - Twin Cooling + - SpaceMax™ - Smart Conversion™ - 5 Year Warranty

Freestanding Fridge Freezers

				
MODEL	Samsung RS67A8811S9/EU	Samsung RF59C701ES9/EU	Samsung RH69B8931S9/EU	Samsung RS68A884CB1/EU
Code	289729	289732	285238	272919
Description	American Style Fridge Freezer - Stainless Steel	Multi Door Fridge Freezer - Stainless Steel	RS8000 American Style Fridge Freezer with Beverage Centre	RS8000 American Style Fridge Freezer - C-Grade Energy
Frost-Free	✓	✓	✓	✓
Shelves/ Drawers	Fridge: 4/2 Freezer: 4/2	Fridge: 5/2 Freezer: 4/2	Fridge: 4/2 Freezer: 4/2	Fridge: 4/2 Freezer: 4/2
Capacity (litres)	634L	649L	645L	635L
Energy Efficiency	E	E	E	C
Size	H 1780 x W 912 x D 716mm	H 1779 x W 912 x D 723mm	H 1780 x W 912 x D 716mm	H 1780 x W 912 x D 716mm
Additional Features	- Plumbed Water & Ice Dispenser - Twin Cooling + - SpaceMax™ - Smart Conversion™ - Power Cool/Freeze - 5 Year Warranty	- Plumbed Water & Ice Dispenser - All Around Cooling - SpaceMax™ - Power Cool/Freeze - Wi-Fi Embedded & SmartThings - 5 Year Warranty	- Plumbed Beverage Centre™ - Twin Cooling + - SpaceMax™ - Smart Conversion™ - Power Cool/Freeze - 5 Year Warranty	- Plumbed Water & Ice Dispenser - Save 43% Energy vs F Grade - Twin Cooling + - SpaceMax™ - Power Cool/Freeze - 5 Year Warranty

				
MODEL	Samsung RS68A884CSL/EU	AEG RMB954E9VX	Samsung RB38C632ESA/EU	AEG RCB736E3MB
Code	272920	236360	289733	232150
Description	RS8000 American Style Fridge Freezer - C-Grade Energy	Connected Side by Side Fridge Freezer	Combi Water Dispenser Fridge Freezer - Metal Graphite	Freestanding No Frost Fridge Freezer
Frost-Free	✓	✓	✓	✓
Shelves/ Drawers	Fridge: 4/2 Freezer: 4/2	Fridge: 3 + 1 flexi shelf Freezer: 2	Fridge: 4/3 Freezer: 0/3	Fridge: 4/2 Freezer: 0/3
Capacity (litres)	635L	Fridge: 413L Freezer: 268L	386L	Fridge: 244L Freezer: 94L
Energy Efficiency	C	E	E	E
Size	H 1780 x W 912 x D 716mm	H 1782 x W 913 x D 746mm	H 2030 x W 595 x D 658mm	H 2010 x W 595 x D 650mm
Additional Features	- Plumbed Water & Ice Dispenser - Save 43% Energy vs F Grade - Twin Cooling + - SpaceMax™ - Power Cool/Freeze - 5 Year Warranty	- Multiswitch drawer provides a temperature flexibility of -18° to 7° - The TwinTech® system ensures your produce is stored at the optimum temperature and humidity levels - MultiFlow stabilising temperature and humidity	- Non-Plumbed Water Dispenser - All Around Cooling - Optimal Fresh + - Humidity Fresh + - Wi-Fi Embedded & SmartThings - 5 Year Warranty	- LCD touch display - Holiday setting - Coolmatic - Cooling 360°

Wine Coolers

			
MODEL	CDA FWC153SS	CDA FWC304SS	CDA FWC304BL
Code	149392	148784	161384
Description	150mm Wine Cooler Stainless, Steel	300mm Wine Cooler Stainless, Steel	300mm Wine Cooler, Black
Storage capacity (no of 75cl bottles)	7	20	20
Temperature range	5 - 20°C	5 - 20°C	5 - 20°C
Electronic temperature control	✓	✓	✓
Touch control	✓	✓	✓
Energy Efficiency	G	G	G
Noise (dBA)	40	40	40
Dimensions	H 820-890 x W 148 x D 525mm	H 820-890 x W 295 x D 570mm	H 820-890 x W 295 x D 570mm
Additional features	Includes: temperature alarm, humidity control, UV glass protection and LED interior lighting	Includes: temperature alarm, humidity control, UV glass protection and LED interior lighting	Includes: temperature alarm, humidity control, UV glass protection and LED interior lighting

			
MODEL	CDA FWC604SS	CDA FWC604BL	AEG KWK884520M
Code	161385	178452	231725
Description	600mm Wine Cooler, Stainless Steel	600mm Wine Cooler, Black	45cm Tall Integrated Wine Cooler
Storage capacity (no of 75cl bottles)	45	45	18
Temperature range	5 - 20°C	5 - 20°C	5 - 20°C
Electronic temperature control	✓	✓	✓
Touch control	✓	✓	✓
Energy Efficiency	G	G	F
Noise (dBA)	40	40	39
Dimensions	H 820-890 x W 595 x D 570mm	H 820-890 x W 595 x D 570mm	H 450 x W 560 x D 550mm
Additional features	Includes: temperature alarm, humidity control, UV glass protection and LED interior lighting	Includes: temperature alarm, humidity control, UV glass protection and LED interior lighting	Includes: temperature alarm, humidity control, UV glass protection and LED interior lighting



# Take your kitchen to the next level

Find out more about some of the latest technology in our appliances to help make your life easier in the kitchen, providing great results and saving energy.



## Steam cooking

Adding steam creates a more intense heat and humidity to keep your food moist on the inside and crispy on the outside. Perfect for baking and roasts.

Available across AEG, Samsung and NEFF.

## Pyrolytic cleaning

Save yourself time with a self cleaning oven. Pyrolytic technology allows the oven to reach up to 500°C, turning dirt and grease to ash. This effortless cleaning is perfect for busy homes.

Available across AEG, Samsung, NEFF, Bosch, Zanussi and Electrolux.



## SenseBoil

No more boiling over saucepans. A sensor on the hob detects rising bubbles and automatically adjusts the temperature settings, reducing it to a controlled simmer.

SenseBoil is available on selected AEG and Zanussi hobs.

## Steam Clean

Be kinder to your clothes that don't need a full wash, instead give them a steam refresh. This refreshes odours and reduces wrinkles, including delicates, in just 25 minutes. It also uses just 2L of water, compared to some cycles that can use up to 150L.

Available on selected AEG.



## Fresher food

With precise temperature controls and two separate air flows being circulated around the fridge and freezer, your food can stay fresher for longer without drying out, helping to minimise your food waste.

Available across AEG, Samsung and Zanussi.

## Air dry

Let your dishwasher dry your dishes in the most natural and energy efficient way. During the final stage of the cycle the door automatically opens a small amount, letting the steam out and allowing for air to circulate so that everything dries perfectly.

Available across AEG, Samsung, NEFF and Zanussi.





# Rangemaster

Rangemaster is Britain’s best loved range cooker brand, synonymous with design, innovation, performance, quality and reliability – making it the design-conscious consumer’s brand of choice.



## Why choose a Rangemaster?

### 1. Style and choice.

We offer a wide range of styles, sizes and fuel types, making it easy for you to find the perfect Rangemaster for your kitchen.

### 2. The right ingredients

It can take weeks to carefully craft a Rangemaster. The highest gauge steel is pressed, cut, washed, polished, and finally enamelled with endurance finish. The frame is triple folded, creating a unique encasement for some of the highest quality components you’ll find.

### 3. When it comes to cooking, experience matters.

There’s over 185 years of manufacturing excellence at our factory in Royal Leamington Spa. Generations of local families have all played their part in making Rangemaster the success it is today.

## Rangemaster Range Cookers

### Infusion



Stainless Steel   Slate   Black

	Infusion 90		Infusion 100		Infusion 110	
Fuel Type	Electric	Dual Fuel	Electric	Dual Fuel	Electric	Dual Fuel
Hob	Induction	Gas	Induction	Gas	Induction	Gas
Cast iron pan supports	-	✓	-	✓	-	✓
Number of hob zones/gas burners	5	5	5	5	5	6
Multizone (2 ceramic zones and flat griddle)	-	-	-	-	-	-
Wok cradle	-	Optional extra	-	Optional extra	-	Optional extra
Cast aluminium griddle	-	-	-	-	-	-
Teppanyaki griddle	-	✓	-	✓	-	✓
LPG conversion kits (hob)	-	Available	-	Available	-	Available
Traditional grill pan	-	-	-	-	-	-
Glide out grill™	✓	✓	✓	✓	✓	✓
Deluxe glide out grill	-	-	-	-	-	-
Dual circuit variable grill	✓	✓	✓	✓	✓	✓
2/3/6 button timer/programmable feature	✓	✓	✓	✓	✓	✓
LH Oven Capacity	79	79	79	79	79	79
RH Oven Capacity	67	67	82	82	79	79
LH Oven Function	Fanned		Fanned		Fanned	
RH Oven Function	Fanned		Fanned		Fanned	
Handy rack	-	-	-	-	-	-
Telescopic shelf	✓	✓	✓	✓	✓	✓
Catalytic liners	LH oven	LH oven	LH oven	LH oven	LH & RH	LH & RH
Enamelled liners	RH Oven	RH Oven	RH Oven	RH Oven	-	-
4th cavity	-	-	-	-	Storage Drawer	
Energy rating	AA	AA	AA	A/A	A/A	A/A

### Professional FX/FXP



Stainless Steel   Cream   Cranberry   Black

	Professional FX 90		Professional FXP 90
Fuel Type	Electric	Dual Fuel	Dual Fuel
Hob	Induction	Gas	Gas
Cast iron pan supports	-	✓	✓
Number of hob zones/gas burners	5	5	5
Multizone (2 ceramic zones and flat griddle )	-	-	-
Wok cradle	-	✓	✓
Cast aluminium griddle	-	-	-
Teppanyaki griddle	-	✓	✓
LPG conversion kits (hob)	-	Available	Available
Grilling Functions	✓	✓	✓
Glide out grill™	-	-	-
Deluxe glide out grill	-	-	-
Dual circuit variable grill	-	-	-
2/3/6 button timer/programmable feature	✓	✓	✓
Single Oven Capacity	114	114	114
Half Oven Capacity (in divided mode)	49	49	49
Single Oven Function	Multifunction		Multifunction
Half Oven Function	Multifunction		Multifunction
Handy rack	-	-	-
Telescopic shelf	-	-	-
Pyrolytic liners	-	-	✓
Enamelled liners	✓	✓	-
3rd cavity	Storage Drawer		Storage Drawer
Energy rating	AA	AA	AA

\*This guarantee does not affect your statutory rights.



Rangemaster Range Cookers

Classic



	Classic 90		Classic 100		Classic 110	
Fuel Type	Electric	Dual Fuel / Gas	Electric	Dual Fuel / Gas	Electric	Dual Fuel / Gas
Hob	Induction	Gas	Induction	Gas	Induction	Gas
Cast iron pan supports	-	✓	-	✓	-	✓
Number of hob zones/gas burners	5	5	5	5	5/6	6
Multizone (2 ceramic zones and flat griddle)	-	-	-	-	-	-
Wok cradle	-	Optional extra	-	Optional extra	-	Optional extra
Cast aluminium griddle	-	✓	-	✓	-	✓
Teppanyaki griddle	-	Optional	-	Optional	-	Optional extra
LPG conversion kits (hob)	-	Available	-	Available	-	Available
Traditional grill pan	-	-	-	-	-	-
Glide out grill™	✓	✓	✓	✓	✓	✓
Deluxe glide out grill	-	-	-	-	-	-
Dual circuit variable grill	✓	✓	✓	✓	✓	✓
2/3/6 button timer/programmable feature	✓	✓	✓	✓	✓	✓
LH Oven Capacity	79	79/86	79	79/86	79	79/86
RH Oven Capacity	67	67	82	82	79	79/86
LH Oven Function	Fanned	Electric / Gas	Fanned / Electric	Electric / Gas	Electric	Electric / Gas
RH Oven Function	Fanned		Fanned / Electric	Fanned / Gas	Fanned	Fanned / Gas
Handy rack	✓	✓	✓	✓	✓	✓
Telescopic shelf	-	-	-	-	-	-
Catalytic liners	LH Oven	LH Oven	LH Oven	LH Oven	LH & RH	LH & RH
Enamelled liners	RH Oven	RH Oven	RH Oven	RH Oven	-	-
4th cavity	-	-	-	-	Storage Drawer	
Energy rating	A/A	A/A - A+/A	A/A	A/A - A+/A	A/A	A/A+

Rangemaster Range Cookers

Classic Deluxe



	Classic Deluxe 90		Classic Deluxe 100		Classic Deluxe 110	
Fuel Type	Electric	Dual Fuel	Electric	Dual Fuel	Electric	Dual Fuel
Hob	Induction	Gas	Induction	Gas	Induction	Gas
Cast iron pan supports	-	✓	-	✓	-	✓
Number of hob zones/gas burners	5	5	5	5	5/6	7
Multizone (2 ceramic zones and flat griddle)	-	-	-	-	-	✓
Wok cradle	-	✓	-	✓	-	✓
Cast aluminium griddle	-	✓	-	✓	-	-
Teppanyaki griddle	-	Optional extra	-	Optional extra	-	Optional extra
LPG conversion kits (hob)	-	Available	-	Available	-	Available
Traditional grill pan	-	-	-	-	-	-
Glide out grill™	-	-	-	-	-	-
Deluxe glide out grill	✓	✓	✓	✓	✓	✓
Dual circuit variable grill	✓	✓	✓	✓	✓	✓
2/3/6 button timer/programmable feature	✓	✓	✓	✓	✓	✓
LH Oven Capacity	79	79	79	79	79	79
RH Oven Capacity	67	67	82	82	79	79
LH Oven Function	Multifunction		Multifunction		Multifunction	
RH Oven Function	Fanned		Fanned		Fanned	
Handy rack	✓	✓	✓	✓	✓	✓
Telescopic shelf	-	-	-	-	-	-
Catalytic liners	LH oven	LH oven	LH oven	LH oven	LH & RH	LH & RH
Enamelled liners	RH Oven	RH Oven	RH Oven	RH Oven	-	-
4th cavity	-	-	-	-	Proving Drawer	
Energy rating	A/A	A/A	A/A	A/A	A/A	A/A

Professional+



	Professional+ 90		Professional+ 100		Professional+ 110	
Fuel Type	Electric	Dual Fuel / Gas	Electric	Dual Fuel / Gas	Electric	Dual Fuel / Gas
Hob	Induction	Gas	Induction	Gas	Induction	Gas
Cast iron pan supports	-	✓	-	✓	-	✓
Number of hob zones/gas burners	5	5	5	5	5/6	6
Multizone (2 ceramic zones and flat griddle)	-	-	-	-	-	-
Wok cradle	-	Optional extra	-	Optional extra	-	Optional extra
Cast aluminium griddle	-	✓	-	✓	-	✓
Teppanyaki griddle	-	Optional extra	-	Optional extra	-	Optional extra
LPG conversion kits (hob)	-	Available	-	Available	-	Available
Traditional grill pan	-	-	-	-	-	-
Glide out grill™	✓	✓	✓	✓	✓	✓
Deluxe glide out grill	-	-	-	-	-	-
Dual circuit variable grill	✓	✓	✓	✓	✓	✓
2/3/6 button timer/programmable feature	✓	✓	✓	✓	✓	✓
LH Oven Capacity	79	79/86	79	79/86	79	79/86
RH Oven Capacity	67	67	82	82	79	79/86
LH Oven Function	Fanned	Fanned / Gas	Fanned	Fanned / Gas	Electric	Electric / Gas
RH Oven Function	Fanned		Fanned		Fanned	Fanned / Gas
Handy rack	✓	✓	✓	✓	✓	✓
Telescopic shelf	-	-	-	-	-	-
Catalytic liners	LH Oven	LH Oven	LH Oven	LH Oven	LH & RH	LH & RH
Enamelled liners	RH Oven	RH Oven	RH Oven	RH Oven	-	-
4th cavity	-	-	-	-	Storage Drawer	
Energy rating	A/A	A/A - A+/A	A/A	A/A - A+/A	A/A	A/A - A+/A+

Professional Deluxe



	Pro Deluxe 90		Pro Deluxe 100		Pro Deluxe 110	
Fuel Type	Electric	Dual Fuel	Dual Fuel		Electric	Dual Fuel
Hob	Induction	Induction	Gas		Induction	Gas
Cast iron pan supports	-	✓	-	✓	-	✓
Number of hob zones/gas burners	5	5	5	5	5	7
Multizone (2 ceramic zones and flat griddle)	-	-	-	-	-	-
Wok cradle	-	✓	-	✓	-	✓
Cast aluminium griddle	-	✓	-	✓	-	✓
Teppanyaki griddle	-	Optional extra	-	Optional extra	-	Optional extra
LPG conversion kits (hob)	-	Available	-	Available	-	Available
Traditional grill pan	-	-	-	-	-	-
Glide out grill™	-	-	-	-	-	-
Deluxe glide out grill	✓	✓	✓	✓	✓	✓
Dual circuit variable grill	✓	✓	✓	✓	✓	✓
2/3/6 button timer/programmable feature	✓	✓	✓	✓	✓	✓
LH Oven Capacity	79	79	79	79	79	79
RH Oven Capacity	67	67	82	82	79	79
LH Oven Function	Multifunction		Multifunction		Multifunction	
RH Oven Function	Fanned		Fanned		Fanned	
Handy rack	✓	✓	✓	✓	✓	✓
Telescopic shelf	-	-	-	-	-	-
Catalytic liners	LH Oven	LH Oven	LH Oven	LH Oven	LH & RH	LH & RH
Enamelled liners	RH Oven	RH Oven	RH Oven	RH Oven	-	-
4th cavity	-	-	-	-	Proving Drawer	
Energy rating	A/A	A/A	AA	AA	A/A	A/A

Rangemaster Range Cookers

Nexus



	Nexus 110	Nexus Steam 110
Fuel Type	Dual Fuel	Dual Fuel
Hob	Gas	Gas
Cast iron pan supports	✓	✓
Number of hob zones/gas burners	7	7
Multizone (2 ceramic zones and flat griddle)	-	✓
Wok cradle	✓	✓
Cast aluminium griddle	✓	✓
Teppanyaki griddle	Optional extra	Optional extra
LPG conversion kits (hob)	Available	✓
Traditional grill pan	-	-
Glide out grill™	-	-
Deluxe glide out grill	✓	✓
Dual circuit variable grill	✓	Separate, Full & Half
2/3/6 button timer/programmable feature	✓	✓
LH Oven Capacity	79	79
RH Oven Capacity	79	35
LH Oven Function	Multifunction	Multifunction 10 Functions
RH Oven Function	Fanned	Steam Combi 3 Functions
Handy rack	✓	Optional extra
Telescopic shelf	-	✓
Catalytic liners	LH & RH	✓
Enamelled liners	-	-
4th cavity	Proving Drawer	Proving or Storage
Energy rating	A/A	AA

Rangemaster Range Cookers

Kitchener



	Kitchener 90	Kitchener 100	Kitchener 110
Fuel Type	Dual Fuel	Dual Fuel	Dual Fuel
Hob	Gas	Gas	Gas
Cast iron pan supports	✓	✓	✓
Number of hob zones/gas burners	5	5	6
Multizone (2 ceramic zones and flat griddle)	-	-	-
Wok cradle	Optional extra	Optional extra	Optional extra
Cast aluminium griddle			
Teppanyaki griddle			
LPG conversion kits (hob)	Available	Available	Available
Traditional grill pan	✓	✓	✓
Glide out grill™	✓	✓	✓
Deluxe glide out grill	-	-	-
Dual circuit variable grill	✓	✓	✓
2/3/6 button timer/programmable feature	✓	✓	✓
LH Oven Capacity	79/86	79/86	79/86
RH Oven Capacity	67	82	79
LH Oven Function	Fanned	Fanned	Fanned
RH Oven Function	Fanned	Fanned	Fanned
Handy rack	✓	✓	✓
Telescopic shelf	-	-	-
Catalytic liners	LH oven	LH oven	LH & RH
Enamelled liners	RH oven	RH oven	-
4th cavity	-	-	Storage Drawer
Energy rating	A/A	A/A	A/A

Elise



	Elise 90		Elise 110	
Fuel Type	Electric	Dual Fuel	Electric	Dual Fuel
Hob	Induction	Gas	Induction	Gas
Cast iron pan supports	-	✓	-	✓
Number of hob zones/gas burners	5	5	5	6
Multizone (2 ceramic zones and flat griddle)	-	-	-	-
Wok cradle	-	✓	-	✓
Cast aluminium griddle	-	-	-	-
Teppanyaki griddle	-	-	-	-
LPG conversion kits (hob)	-	Available	-	Available
Traditional grill pan	-	-	-	-
Glide out grill™	✓	✓	✓	✓
Deluxe glide out grill	-	-	-	-
Dual circuit variable grill	✓	✓	✓	✓
2/3/6 button timer/programmable feature	-	-	-	-
LH Oven Capacity	79	79	79	73
RH Oven Capacity	67	67	79	73
LH Oven Function	Multifunction		Multifunction	
RH Oven Function	Fanned		Fanned	
Handy rack	✓	✓	✓	✓
Telescopic shelf	-	-	-	-
Catalytic liners	LH oven	LH oven	LH & RH	LH & RH
Enamelled liners	RH Oven	RH Oven	-	-
4th cavity	-	-	Storage Drawer	
Energy rating	A/A	A/A	A/A	A/A





Esprit



	Esprit 110	
Fuel Type	Electric	Dual Fuel
Hob	Induction	Gas
Cast iron pan supports	-	✓
Number of hob zones/gas burners	5	6
Multizone (2 ceramic zones and flat griddle)	-	-
Wok cradle	✓	✓
Cast aluminium griddle	Optional extra	
Teppanyaki griddle	Optional extra	
LPG conversion kits (hob)	-	✓
Traditional grill pan	-	-
Glide out grill™	✓	✓
Deluxe glide out grill	-	-
Dual circuit variable grill	Separate, Full & Half	
2/3/6 button timer/programmable feature	✓	✓
LH Oven Capacity	79	79
RH Oven Capacity	79	79
LH Oven Function	Fanned	
RH Oven Function	Fanned	
Handy rack	Optional extra	
Telescopic shelf	✓	✓
Catalytic liners	✓	✓
Enamelled liners	-	-
4th cavity	Slow Cooker	Slow Cooker
Energy rating	AA	AA






Rangemaster Hoods

				
Description	Hi-lite Hood 90cm	Hi-lite Hood 110cm	Classic Hood 90cm	Classic Hood 100cm
Family	Hi-Lite Hood	Hi-Lite Hood	Classic Hood with Rail	Classic Hood with Rail
Widths	900mm	1100mm	900mm	1000mm
Overall Height (Min - Max)	790mm - 1060mm	790mm - 1060mm	735mm - 1010mm	735mm - 1010mm
Number of Lamps	2 LED	3 LED	2 LED	2 LED
Lamp Power (Watts)	1	1	1	1
Control Type	Touch Control	Touch Control	Slider	Slider
Type of filter	Aluminium or Charcoal	Aluminium or Charcoal	Aluminium or Charcoal	Aluminium or Charcoal
No of Cassette Filters	3	4	3	3
Charcoal filter provided	Yes	Yes	Yes	Yes
No of Charcoal Filters	1	1	2	2
Maximum Noise Level dB(A)	67	67	66	66
Max Air Capacity m³/hr	610	610	470	470
Boost Setting	Boost	Boost	No Boost	No Boost
Air Capacity m³/hr	685	685	—	—
Boost Noise Level dB(A)	70	70	—	—

				
Description	Classic Hood 110cm	Rangemaster Hood 90cm	Rangemaster Hood 100cm	Rangemaster Hood 110cm
Family	Classic Hood with Rail	Canopy Hood	Canopy Hood	Canopy Hood
Widths	1100mm	900mm	1000mm	1100mm
Overall Height (Min - Max)	735mm - 1010mm	735mm - 1010mm	735mm - 1010mm	735mm - 1010mm
Number of Lamps	2 LED	2 LED	2 LED	2 LED
Lamp Power (Watts)	1	1	1	1
Control Type	Slider	Slider	Slider	Slider
Type of filter	Aluminium or Charcoal	Aluminium or Charcoal	Aluminium or Charcoal	Aluminium or Charcoal
No of Cassette Filters	4	3	3	4
Charcoal filter provided	Yes	Yes	Yes	Yes
No of Charcoal Filters	2	2	2	2
Maximum Noise Level dB(A)	66	66	66	66
Max Air Capacity m³/hr	470	470	470	470
Boost Setting	No Boost	No Boost	No Boost	No Boost
Air Capacity m³/hr	—	—	—	—
Boost Noise Level dB(A)	—	—	—	—

Rangemaster Hoods

				
Description	Toledo Hood 90cm	Toledo Hood 100cm	Toledo Hood 110cm	Opal Hood 60cm
Code	145458	219781	145459	117346
Family	Toledo Hood	Toledo Hood	Toledo Hood	Opal Hood
Widths	900mm	1000mm	1100mm	600mm
Overall Height (Min - Max)	788mm - 993mm	788mm - 993mm	788mm - 993mm	835mm - 1020mm
Number of Lamps	2 LED	2 LED	2 LED	2 LED
Lamp Power (Watts)	1	1	1	1
Control Type	Push Button	Push Button	Push Button	Touch Control
Type of filter	Aluminium or Charcoal	Aluminium or Charcoal	Aluminium or Charcoal	Aluminium or Charcoal
No of Cassette Filters	3	3	3	3
Charcoal filter provided	Yes	Yes	Yes	Yes
No of Charcoal Filters	2	2	2	2
Maximum Noise Level dB(A)	67	67	67	67
Max Air Capacity m³/hr	600	600	600	605
Boost Setting	Boost	Boost	Boost	Boost
Air Capacity m³/hr	670	670	670	690
Boost Noise Level dB(A)	70	70	70	70

			
Description	Opal Hood 90cm	Opal Hood 100cm	Elite Hood 110cm
Code	117347 117348	117344 117345	144479
Family	Opal Hood	Opal Hood	Elite Hood
Widths	900mm	1000mm	1100mm
Overall Height (Min - Max)	835mm - 1020mm	835mm - 1020mm	810mm - 1100mm
Number of Lamps	2 LED	2 LED	2 LED
Lamp Power (Watts)	1	1	1
Control Type	Touch Control	Touch Control	Push Button
Type of filter	Aluminium or Charcoal	Aluminium or Charcoal	Aluminium or Charcoal
No of Cassette Filters	3	3	4
Charcoal filter provided	Yes	Yes	Yes
No of Charcoal Filters	2	2	2
Maximum Noise Level dB(A)	67	67	67
Max Air Capacity m³/hr	605	605	610
Boost Setting	Boost	Boost	Boost
Air Capacity m³/hr	690	690	685
Boost Noise Level dB(A)	70	70	70



Each Leisure range cooker is prepared with methodical care, seasoned with thoughtfully selected, refined technologies and garnished with both rustic and modern designs.







	Cookmaster	CK90C230	CK90F232	CK90G232	CK100D210K	CK100F232
		Black: 119661 Cream: 119663	Black: 119657 Cream: 119658	Black: 119664 Cream: 119665	Black: 285041	Black: 117357 Silver: 117356
Details	Cooker Fuel	Electric	Dual Fuel	Gas	Electric	Dual Fuel
	Colours	Black, Cream	Black, Cream	Black, Cream	Black	Black, Silver
Hob Features	Pan support type	Ceramic glass	Cast Iron	Cast Iron	Ceramic glass	Cast Iron
	Ignition	-	Mains push button	Mains push button	-	Mains push button
Burners/ Heating zones	No. Of Burners/Heating zones	5	5	5	5	7
	Wok burner	-	✓	✓	-	✓
Timer	Type	Programmable LED Timer and clock	Programmable LED Timer and clock	LED Timer and clock	Programmable LED Timer and clock	Programmable LED Timer and clock
Top Left Cavity	Function	Grill	Grill	Grill	Grill	Grill
	Telescopic runner system	✓	✓	✓	-	✓
Bottom Left Cavity	Oven type	Fan	Fan	Conventional	Fan	Fan
	Volume (litre)	63L	63L	63L	63L	63L
	Energy Rating	A	A	A+	A	A
	Oven temp range	80-240°C	80-240°C	Gas mark 1 - 9	80-240°C	80-240°C
	Removable inner door glass	✓	✓	✓	✓	✓
	Catalytic liners on side walls	✓	✓	✓	✓	✓
Top Right Cavity	Telescopic runner system	✓	✓	✓	Shelf pos 2	Shelf pos 2
	Oven type	Fan	Fan	Fan	Conventional	Conventional
	Volume (litre)	79L	79L	79L	65L	65L
	Energy Rating	A	A	A	A	A
Bottom Right Cavity	Oven temp range	80-240°C	80-240°C	80-240°C	80-240°C	80-240°C
	Removable inner door glass	✓	✓	✓	✓	✓
	Catalytic liners on side walls	✓	✓	✓	✓	✓
	Function	n/a	n/a	n/a	Storage	Storage
Accessories included	Number of shelves	6	6	6	5	5
	Grill Pan set	✓	✓	✓	✓	✓
	Grill Pan handle	✓	✓	✓	✓	✓
Dimensions & Weights	Net Weight (kg)	87.2	90.1	92.4	91.2	99.6
	Gross Weight (kg)	97	100	102	102.2	108.4
	W x H X D (mm)	900 x 900 x 600	900 x 900 x 600	900 x 900 x 600	1000 x 900 x 600	1000 x 900 x 600
Installation	Adjustable feet for levelling	✓	✓	✓	✓	✓
	Minimum Fuse Protection	40A	32A	13A	40A	32A
	LPG conversion kit available	n/a	✓	-	-	✓
	Flame Safety Device (FSD) (Gas + DF only)	n/a	✓	✓	-	✓
Energy rating		A/A	A/A	A+/A	A/A	A/A

Leisure Range Cookers



	Cuisinemaster	CS90C530	CS90F530	CS90D530X	CS100F520	CS100D510X	CS110F722
		Stainless Steel: 119655 Black: 119656	Stainless Steel: 119653 Black: 119654	Stainless Steel: 285043	Stainless Steel: 117354 Black: 117355	Stainless Steel: 285042	Stainless Steel: 117349 Black: 117350
Details	Cooker Fuel	Electric	Dual Fuel	Electric	Dual Fuel	Electric	Dual Fuel
	Colours	Stainless Steel, Black	Stainless Steel, Black	Stainless Steel	Stainless Steel, Black	Stainless Steel	Stainless Steel, Black
Hob Features	Dedicated hob top griddle	-	✓	-	✓	-	✓
	Pan support type	Ceramic Glass	Cast Iron	Ceramic Glass	Cast Iron	Ceramic Glass	Cast Iron
	Ignition	-	Automatic		Automatic		Automatic
Burners/ Heating zones	No. Of Burners/Heating zones	5	5	5	5+1	5	5+1
	Wok burner	-	✓	-	✓	-	✓
Timer	Type	Programmable LED Timer and clock	Programmable LED Timer and clock	Programmable LED Timer and clock	Programmable LED Timer and clock	Programmable LED Timer and clock	Programmable with graphical display
Top Left Cavity	Type	Conventional Oven + Grill	Conventional Oven + Grill	Grill	Grill	Grill	Grill
	Removable Door Glass	✓	✓	✓	✓	✓	✓
	Telescopic runner system	✓	✓	-	✓	-	✓
	Energy Rating	A	A	A	A	A	A
Bottom Left Cavity	Oven type	Fan	Fan	Fan	Fan	Fan	Multi-function
	Volume (litre)	63L	63L	63L	63L	63L	72L
	Energy Rating	A	A	A	A	A	A
	Oven temp range	80-240°C	80-240°C	80-240°C	80-240°C	80-240°C	80-240°C
	Removable inner door glass	✓	✓	✓	✓	✓	✓
	Catalytic liners on side walls	✓	✓	✓	✓	✓	✓
Top Right Cavity	Telescopic runner system	✓	✓	Shelf pos 2	Shelf pos 2	Shelf pos 2	Shelf pos 2
	Oven type	Fan	Fan	n/a	Conventional with slow cook	Conventional with slow cook	Conventional with slow cook
	Volume (litre)	79L	79L	n/a	33L	33L	33L
	Energy Rating	A	A	n/a	A	A	A
Bottom Right Cavity	Oven temp range	80-240°C	80-240°C	n/a	50-240°C	50-240°C	50-240°C
	Removable inner door glass	✓	✓	n/a	✓	✓	✓
	Volume (litre)	n/a	n/a	79L	65L	65L	63L
	Energy Rating	n/a	n/a	A	A	A	A
	Oven temp range	n/a	n/a	80-240°C	80-240°C	80-240°C	80-240°C
	Removable inner door glass	n/a	n/a	✓	✓	✓	✓
Accessories included	Catalytic liners on side walls	n/a	n/a	n/a	✓	✓	✓
	Number of shelves	6	6	5	6	6	6
	Grill Pan set	✓	✓	✓	✓	✓	✓
	Grill Pan handle	✓	✓	✓	✓	✓	8
Dimensions & Weights	Net Weight (kg)	90.9	99.6	87.0	99.6	98.9	99.6
	Gross Weight (kg)	103	108.4	102.4	108.4	109	108.4
	W x H X D (mm)	900 x 900 x 600	900 x 900 x 600	1000 x 900 x 600	1000 x 900 x 600	1000 x 900 x 600	1100 x 900 x 600
Installation	Adjustable feet for levelling	✓	✓	✓	✓	✓	✓
	LPG conversion kit available	n/a	✓	n/a	✓	n/a	✓
Energy rating		A/A/A	A/A/A	A/A/A	A/A/A	A/A/A	A/A/A



				
Model	H92PX	H92PK	H102PX	H102PK
Code	104080	104081	104078	104079
Hood Style	Chimney Hood	Chimney Hood	Chimney Hood	Chimney Hood
Recirculation Filter Included	Yes	Yes	Yes	Yes
Control	Simple Push Button Controls	Simple Push Button Controls	Simple Push Button Controls	Simple Push Button Controls
Dishwasher Safe Grease Filter	Yes	Yes	Yes	Yes
Number of Grease Filters	3	3	3	3
Number of Speeds	3	3	3	3
Illumination	2 x 1.5W LED Lights	2 x 1.5W LED Lights	2 x 1.5W LED Lights	2 x 1.5W LED Lights
Extraction Capacity (m³/h)	190-325-590	190-325-590	190-325-590	190-325-590
Total Power Consumption (W)	216	216	216	216
Noise Level (dBA)	47-63-70	47-63-70	47-63-70	47-63-70
Overall Energy Efficiency Class	C	C	C	C
Fluid Dynamics (Motor) Efficiency Class	D	D	D	D
Lighting (Lamp) Efficiency Class	A	A	A	A
Grease Filtering Efficiency Class	C	C	C	C
Average Energy Consumption of the Hood per Year	94.3	94.3	94.3	94.3
Width (cm)	90	90	100	100
Colour	Stainless Steel	Black	Stainless Steel	Black

# Unlock a Wickes kitchen

Check out our easy to follow recipes that showcase some of the best AEG appliances and kitchen features, helping to take your cooking to the next level.



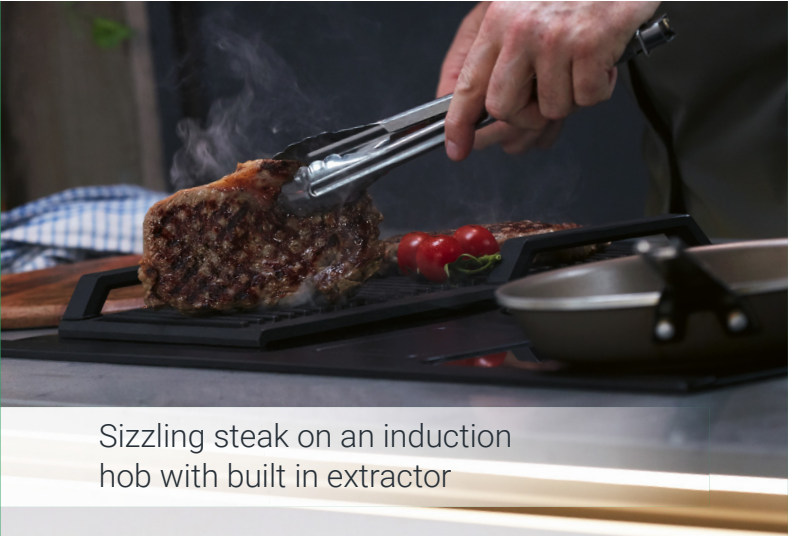
Scan this QR for a quick link or visit [wickes.co.uk/unlock-a-wickes-kitchen](https://www.wickes.co.uk/unlock-a-wickes-kitchen)



Perfectly fluffy egg fried rice and crispy spring rolls



Succulent roast lamb with parmentier potatoes



Sizzling steak on an induction hob with built in extractor



See our oven with built-in food sensor in action. Perfectly cooked meat every time



Cook in half the time with a combi microwave oven



Discover our top tip for serving those delicious pancakes all at once



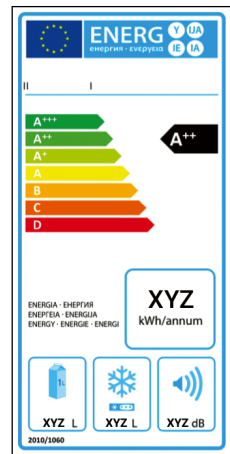
# Energy efficiency rating for appliances

## What's Changed?

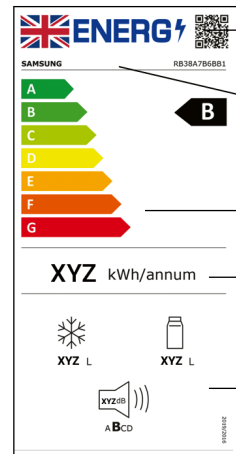
- With a high demand for energy efficient appliances, brands began breaking through the previously set standards – finding more ways for products to improve efficiency.. In 2010, the grading system expanded, introducing ratings of A+, A++ and even A+++.
- These new ratings blurred the lines between gradings and made it harder for buyers to assess an appliances' true energy efficiency.
- Today's scale has been reverted to a simpler system, with appliances awarded a rating between A and G.
- This means some products that previously rated highly, falling within the A+ categories, have shifted down the scale. This does not mean they have decreased in efficiency.
- This new, simpler scale makes it easier for buyers to detect energy efficiency. It also encourages brands to produce products that are even more energy efficient. You can now find the latest energy rating labels on all new appliances and bulbs.

## How to recognise a rescaled product

Current energy label



New energy label



- QR code
- EU v Union Flag
- Energy Scale - Old v New
- More visible Energy Consumption kWh
- Icons & information specific to Product Type

## What do we mean by energy efficient?

If an appliance is deemed energy efficient, it operates effectively using less energy. An energy-efficient appliance saves you money and helps you live sustainably.

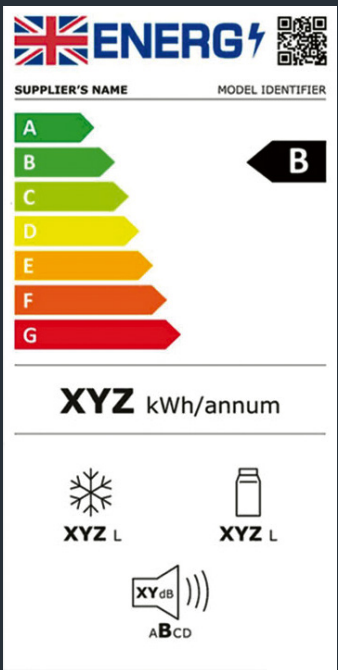
The formula to calculate energy efficiency considers how much power an appliance uses and produces. This means we look for the product that uses the least energy to provide the right amount of power.

## Which product categories are changing?

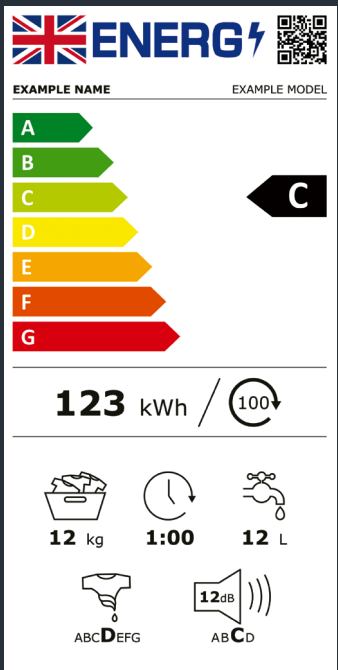
Fridges/Freezers, Washing Machines, Washer-Dryers, Dishwashers and Wine Coolers are now on the new rating system.

Changes to further product categories will occur in 2026, this will include Tumble Dryers, Range Cookers , Ovens and Hoods.

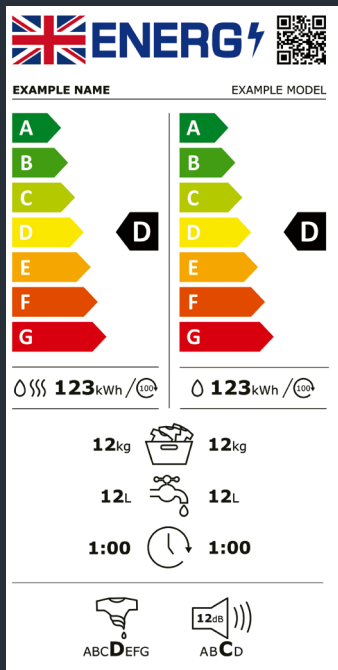
Fridges/Freezers



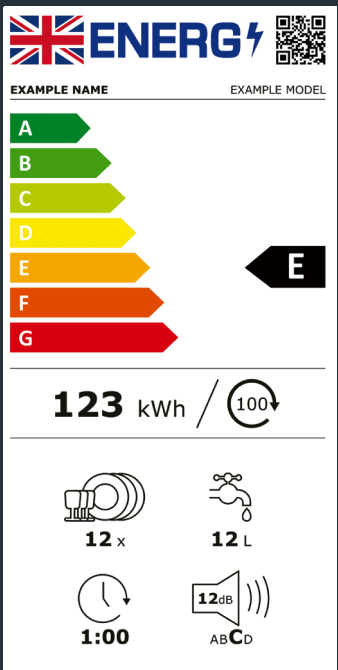
Washing Machines



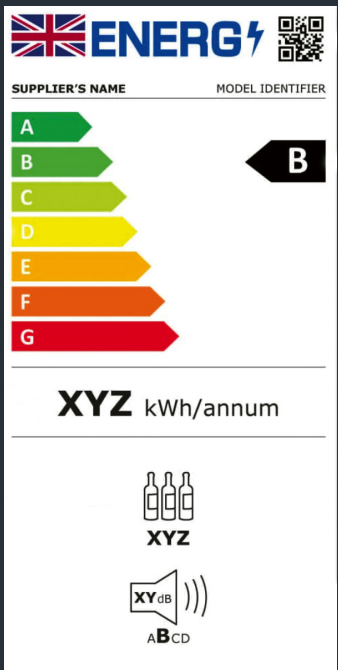
Washer-Dryers



Dishwashers



Wine Coolers







For more ideas, inspiration and to stay up to date on our latest kitchen offers, follow us on Pinterest, Instagram, Facebook and TikTok and sign up to our emails at [wickes.co.uk](https://www.wickes.co.uk)



**Visit [wickes.co.uk](https://www.wickes.co.uk) or call 0330 123 4123**

Wickes Building Supplies Limited, Vision House, 19 Colonial Way, Watford, WD24 4JL.

Wickes take every care to ensure that the product design, descriptions, specifications and techniques of constructing our products are accurate at the date of printing. We constantly strive to improve our products and this may result from time to time in changes to our ranges. Please check that design, descriptions, specifications and techniques of construction described in this brochure are still valid at the time of purchase. Colours in this Brochure are as accurate as the print process will allow.  
© Wickes Building Supplies Limited 2023. All rights reserved. No part of this publication may be produced or transmitted in any form or by any means electronic, mechanical, photocopying, recordings or otherwise or stored in any retrieval system of any nature without the written permission of the copyright holder and the publisher.

292817 Printed October 2023

