



# Appliances

# Why choose an appliance from Wickes?



From ovens to dishwashers, washing machines to wine coolers, we've got a wide range of appliances to suit you and your budget.



### Free design service

Because we know our free-standing and integrated appliances so well, we can design with style and function in mind.



### Trusted installation

Our Wickes Approved Installers will fit each appliance just as the manufacturer recommends.



### Appliances for every budget

We can find appliances and payment plans to help your budget go further.



### Product demonstrations

Your dedicated Design Consultant can demonstrate the features and benefits of our appliances.



### Quality to be proud of

All our appliances come with standard manufacturers' warranties.\*



### Top brands

We offer a choice of market-leading brands and state-of-the-art technology.

## Contents

|                                  |              |                                  |              |
|----------------------------------|--------------|----------------------------------|--------------|
| <b>Ovens /Compact appliances</b> | <b>5-19</b>  | <b>Laundry</b>                   | <b>48-51</b> |
| Built In Single Ovens            | 6-11         | Integrated Washing Machines      | 49           |
| Compact & Microwave Ovens        | 12-15        | Freestanding Washing Machines    | 49           |
| Double Ovens                     | 16-17        | Integrated Washer Dryers         | 50           |
| Coffee Machines                  | 17           | Freestanding Washer Dryers       | 50           |
| Warming Drawers                  | 18-19        | Tumble Dryers                    | 51           |
|                                  |              | Stacking Kits                    | 51           |
| <b>Hobs</b>                      | <b>20-27</b> | <b>Cooling</b>                   | <b>54-61</b> |
| Gas Hobs                         | 21-22        | Integrated Fridge Freezers       | 55-56        |
| Gas on glass Hobs                | 22           | Integrated Fridges               | 56-57        |
| Induction Hobs                   | 23-26        | Integrated Freezers              | 57-58        |
| Induction Hobs with Extractor    | 26           | Built Under Fridges and Freezers | 58           |
| Ceramic Hobs                     | 27           | Freestanding Fridge Freezers     | 58-60        |
|                                  |              | Wine Coolers                     | 61           |
| <b>Hoods</b>                     | <b>28-37</b> | <b>Rangemaster</b>               | <b>64-71</b> |
| Designer Hoods                   | 29-30        | Range Cookers                    | 64-69        |
| Chimney Hoods                    | 30-32        | Hoods                            | 70-71        |
| Island Hoods                     | 32           |                                  |              |
| Downdraft Hoods                  | 33           | <b>Leisure</b>                   | <b>73-75</b> |
| Ceiling Hoods                    | 33           | Range Cookers                    | 73-74        |
| Canopy Hoods                     | 33-34        | Hoods                            | 75           |
| Integrated Hoods                 | 35           |                                  |              |
| Ducting Kits/Filters             | 36-37        | <b>Energy Ratings</b>            | <b>78-79</b> |
|                                  |              |                                  |              |
| <b>Dishwashers</b>               | <b>40-44</b> |                                  |              |
| 45cm Dishwashers                 | 40-41        |                                  |              |
| 60cm Dishwashers                 | 41-44        |                                  |              |

\*Please ask your Design Consultant for more details by product.

## The easy way to healthy cooking results.

With their impressive technology, elegant design and crystal clear TFT touchDisplay, Bosch Series 8 ovens meet every need and more in the kitchen. The intuitive Digital Control Ring engraved into the glass with TFT touchDisplay, provides convenience and functionality with full control over your cooking at all times.

Including innovative features such as the Air Fry Function for healthier, tastier and more crispy meals with hardly any oil. Not forgetting the Oven Assistant to suggest the most suitable settings or programmes and switch directly to your selection – pure convenience.



Model shown: HBG7741B1B

## Ovens

We offer innovative technology for every cook and stylish designs for every decor.



### Steam cooking

Cooks more evenly and enhances flavours and textures by preserving more of your food's nutrients. Delivers heat more effectively so you can cook at lower temperatures.

### Multifunction cooking

Combines all the benefits of grill, fan, conventional or microwave cooking into one single oven – perfect if space is at a premium.



### Fan cooking


Distributes heat more evenly so you can cook faster using lower temperatures, saving you money and time.

**AEG**

**BOSCH**


**SAMSUNG**
**|C|D|A|**
**RANGEMASTER™**


# Cleaning



## Easy cleaning enamel

A smooth enamel lining makes it quick and simple to wipe away grease and spillages from the oven's interior.

## Steam cleaning

A special pre-set programme helps you to loosen food residue inside the oven for easier cleaning.





## Pyrolytic cleaning


This is a self-cleaning programme that heats the oven up to 500°C whilst safely locking the door during the session. Food residue is turned to ash for you to simply wipe clean.

## Self cleaning catalytic liners

The special coating on these catalytic-lined cookers and ovens oxidises grease and residue when heated to 200°C, meaning you can clean as you cook.

## Built In Single Ovens

|                             |  |                |   |    |      |
|-----------------------------|---|---|--|---|---|
| MODEL                       | AEG BPK355061M  | AEG BSK778380T  | AEG BPK948330M   | AEG BSK978330M  | AEG BPK748380B  |
| Code                        | 285152  | 285160  | 239027   | 239030  | 239031  |
| Description                 | Pyrolytic Multifunction Oven with SteamBake   | Matt Black Pyrolytic Multifunction Oven with SteamCrisp   | Connected Multifunction Single Oven with Pyrolytic cleaning  | Connected SteamCrisp Pyrolytic single oven with Quarter steam   | Multifunction Single Oven with Pyrolytic cleaning                                       |
| Cooking Functions           | 9   | 18  | 17   | 19  | 16  |
| Oven Capacity Main (litres) | 72  | 71  | 71   | 71  | 71  |
| Size                        | H 594 x W 594 x D 568mm   | H 594 x W 594 x D 568mm   | H 590 x W 560 x D 550mm  | H 590 x W 560 x D 550mm   | H 590 x W 560 x D 550mm   |
| Electrical Connection       | 16  | 16  | 16   | 16  | 16  |
| Energy Rating               | A+  | A++   | A++  | A++   | A++   |
| Control                     | Command Wheel   | Touch Control   | Command Wheel  | Command Wheel   | Touch Control   |
| Additional Features         | - Steam Bake<br>- Pyrolytic cleaning<br>- Multifunction oven<br>- Hot Air           | - Matt Black Design<br>- Steam Crisp<br>- Pyrolytic cleaning<br>- Food Sensor<br>- WiFi Connected | - Connected via My AEG app<br>- Pyrolytic cleaning<br>- Food probe<br>- Multifunction oven<br>- SurroundCook function for fast and efficient cooking | - 25% steam ensures moist cooking and efficient reheating<br>- Connected via My AEG app<br>- Pyrolytic cleaning<br>- Food probe | - Pyrolytic cleaning<br>- Food probe<br>- Multifunction oven<br>- SurroundCook function |

|                             |  |  |           |                              |                              |
|-----------------------------|---|---|--|---|---|
| MODEL                       | AEG BPK748380M  | AEG BSK978330B  | AEG BPK948330B   | AEG BPK556260B  | AEG BPK556260M  |
| Code                        | 239036  | 270531  | 270532   | 270533  | 270538  |
| Description                 | Multifunction single oven with Pyrolytic cleaning                                     | Connected SteamCrisp Pyrolytic single oven with Quarter steam                         | Connected Multifunction single oven with Pyrolytic cleaning                                    | Multifunction single oven with Pyrolytic cleaning   | Multifunction single oven with Pyrolytic cleaning   |
| Cooking Functions           | 16  | 19  | 17   | 9   | 8   |
| Oven Capacity Main (litres) | 71  | 71  | 71   | 71  | 71  |
| Size                        | H 590 x W 560 x D 550mm   | Aperture:<br>H 567 x W 595 x D 567mm  | Aperture:<br>H 594 x W 595 x D 567mm   | Aperture:<br>H 594 x W 595 x D 567mm  | Aperture:<br>H 594 x W 595 x D 567mm  |
| Electrical Connection       | 16  | 16  | 16   | 16  | 16  |
| Energy Rating               | A++   | A++   | A++  | A+  | A+  |
| Control                     | Touch Control   | Command wheel   | Command wheel  | Rotary & Touch Control  | Rotary & Touch Control  |
| Additional Features         | - Food probe<br>- Multifunction oven<br>- SurroundCook function                       | - 25% steam ensures moist cooking and efficient reheating<br>- Food probe             | - Pyrolytic cleaning<br>- Food probe<br>- SurroundCook function for fast and efficient cooking | - Food probe<br>- SurroundCook function for fast and efficient cooking<br>- Steambake function for perfect baking | - Food probe<br>- SurroundCook function for fast and efficient cooking<br>- Steambake function for perfect baking |






## Built In Single Ovens

|                                    |  |    |  |  |  |
|------------------------------------|---|---|---|--|---|
| <b>MODEL</b>                       | AEG<br>BEX535A61M   | AEG<br>BSK999330B   | AEG<br>BPX535A61M   | AEG<br>BPX535A61B  | AEG<br>BPX535061B   |
| <b>Code</b>                        | 303188  | 302699  | 303186  | 303187   | 310722  |
| <b>Description</b>                 | Multifunction AirFry Single Oven with Aqua Clean                                  | Connected SteamPro Single Oven with Steamify®   | Multifunction AirFry Single Oven with Pyrolytic cleaning                          | Multifunction AirFry Single Oven with Pyrolytic cleaning                           | SurroundCook Pyrolytic Self Clean Oven - Black                                      |
| <b>Cooking Functions</b>           | 10  | 25  | 10  | 10   | 9   |
| <b>Oven Capacity Main (litres)</b> | 72  | 70  | 72  | 72   | 72  |
| <b>Size</b>                        | H 589 x W 594 x D 569mm   | H 594 x W 595 x D 567mm   | H 594 x W 594 x D 569mm   | H 594 x W 594 x D 569mm  | H 594 x W 560 x D 550mm   |
| <b>Electrical Connection</b>       | 16  | 16  | 16  | 16   | 16  |
| <b>Energy Rating</b>               | A+  | A++   | A+  | A+   | A+  |
| <b>Control</b>                     | Rotary & Touch Control  | Command Wheel   | Rotary & Touch Control  | Rotary & Touch Control   | Retractable Rotary Controls   |
| <b>Additional Features</b>         | - AirFry<br>- Aqua Clean<br>- Multifunction Oven<br>- Hot Air                     | - Sous Vide and Steamify®<br>- Connected via My AEG app<br>- CookView® camera<br>- Multifunction oven<br>- SurroundCook function for fast and efficient cooking | - AirFry<br>- Hot Air   | - AirFry<br>- Hot Air  | - Pyrolytic Self Cleaning   |

|                                    |  |    |                                 |                                |                |
|------------------------------------|---|---|--|--|---|
| <b>MODEL</b>                       | AEG<br>BPX535061M   | AEG<br>BEX335011M   | Bosch<br>HHF113BR0B  | Bosch<br>HHF113BA0B  | Bosch<br>HBS573BS0B   |
| <b>Code</b>                        | 310723  | 310724  | 292114   | 303876   | 292115  |
| <b>Description</b>                 | SurroundCook Pyrolytic Self Clean Oven - Stainless Steel                            | SurroundCook Aqua Clean Oven - Stainless Steel  | Series 2 Electric Single Oven  | Series 2 Built-in oven - Black   | Series 4, Built-in oven with Pyrolytic Cleaning - Stainless steel                                   |
| <b>Cooking Functions</b>           | 8   | Top/Bottom heat, True fan cooking, Bottom heat, Fast grilling, Grilling, Light, Moist fan baking, Pizza setting, Turbo grilling | 4  | 4  | 7   |
| <b>Oven Capacity Main (litres)</b> | 72  | 72  | 66   | 66   | 71  |
| <b>Size</b>                        | H 594 x W 560 x D 550mm   | H 594 x W 560 x D 550mm   | H 595 x W 594 X D 548mm  | H 595 x W 594 x D 548 mm   | H 595 x W 594 x D 548 mm  |
| <b>Electrical Connection</b>       | 16  | 16  | 13   | 13   | 13  |
| <b>Energy Rating</b>               | A+  | A+  | A  | A  | A   |
| <b>Control</b>                     | Retractable Rotary Controls   | Retractable Rotary Controls   | Rotary dial  | Rotary Dial  | Retractable Rotary Dial   |
| <b>Additional Features</b>         | - Pyrolytic Self Cleaning   | - AquaClean   | - Red LED display control: easy-to-use thanks to the time functions<br>- Automatic start<br>- Integral cooling fan | - Red LED display control: easy-to-use thanks to the time functions<br>- Automatic start<br>- Integral cooling fan | - 3D HotAir allows even cooking on up to 3 shelf levels<br>- 2 universal pans,<br>- EcoClean Direct |






## Built In Single Ovens

|                                    |    |  |  |  |  |
|------------------------------------|---|---|---|---|---|
| <b>MODEL</b>                       | Bosch<br>HBG7741B1B   | Bosch<br>HQA534BB3B   | Bosch<br>HQA534BS3B   | Bosch<br>HQA574BB3B   | Bosch<br>HQA574BS3B   |
| <b>Code</b>                        | 303858  | 310118  | 310120  | 310119  | 310121  |
| <b>Description</b>                 | Series 8 Built-in Oven with Pyrolytic Cleaning - Black  | Series 4 Built in Single Oven with added steam - Black                              | Series 4 Electric Single Oven with added steam - Stainless Steel                    | Series 4 Built in Single Oven with added steam - Black                              | Series 4 Electric Single Oven with added steam - Stainless Steel                    |
| <b>Cooking Functions</b>           | 14  | 8   | 8   | 8   | 8   |
| <b>Oven Capacity Main (litres)</b> | 71  | 71  | 71  | -   | -   |
| <b>Size</b>                        | H 595 x W 594 x D 548 mm  | 60 x 60cm   | 60 x 60cm   | 60 x 60cm   | 60 x 60cm   |
| <b>Electrical Connection</b>       | 16  | 2.8kW   | 2.8kW   | 2.99kW  | 2.99kW  |
| <b>Energy Rating</b>               | A+  | A+  | A+  | A+  | A+  |
| <b>Control</b>                     | TFT Touch Display: Digital Control Ring   | Retractable   | Retractable   | Retractable   | Retractable   |
| <b>Additional Features</b>         | - TFT Touch Display: intuitive control with the Digital Control Ring and TFT touchscreen<br>- Automatic Switch-off<br>- Oven Assistant with Voice Control | - 3D Hotair<br>- Hotair Steam<br>- EcoClean Direct                                  | - 3D Hotair<br>- Hotair Steam<br>- EcoClean Direct                                  | - 3D Hotair<br>- Hotair Steam<br>- EcoClean Direct<br>- Pyrolytic self-cleaning     | - 3D Hotair<br>- Hotair Steam<br>- EcoClean Direct<br>- Pyrolytic self-cleaning     |



|                                    |        |                       |                         |              |                       |
|------------------------------------|---|--|--|---|--|
| <b>MODEL</b>                       | NEFF<br>B1ACE4HN0B  | NEFF<br>B3ACE4HG0B   | NEFF<br>B3ACE4HN0B   | NEFF<br>B6ACH7HH0B  | NEFF<br>B54CR31G0B   |
| <b>Code</b>                        | 285442  | 285443   | 178421   | 272904  | 289754   |
| <b>Description</b>                 | N50 Built-in Single Oven  | N50 Slide & Hide® Single Oven in Graphite Grey   | N50 Slide & Hide® Single Oven  | N50 Slide & Hide® Single Oven with Pyrolytic Cleaning   | N70 Single Oven with Slide & Hide - Graphite Grey  |
| <b>Cooking Functions</b>           | 6   | 7  | 7  | 8   | 14   |
| <b>Oven Capacity Main (litres)</b> | 71  | 71   | 71   | 71  | 71   |
| <b>Size</b>                        | H 595 x W 594 x D 548mm   | H 595 x W 594 X D 548mm  | Aperture: H 585-595 x W 560-568 x D 550mm  | Aperture: H 585-595 x W 560-568 x D 550mm   | H 595 x W 596 x D 548mm  |
| <b>Electrical Connection</b>       | 13  | 13   | 13   | 13  | 16   |
| <b>Energy Rating</b>               | A   | A  | A  | A   | A+   |
| <b>Control</b>                     | Control dials   | Control dials  | Control dials  | Retractable control dials   | 3,7" Full touch TFT Display  |
| <b>Additional Features</b>         | - CircoTherm® technology<br>- EcoClean® back panel<br>- Multifunction oven<br>- LCD display | - Slide & Hide door with fixed handle<br>- CircoTherm® technology<br>- Multifunction oven<br>- LCD display | - Slide & Hide door with fixed handle<br>- EcoClean® back panel<br>- CircoTherm® technology<br>- LCD display | - CircoTherm® technology<br>- Pyrolytic and easy clean options<br>- Home Connect<br>- LCD display | - Slide & Hide door with rotating handle<br>- CircoTherm® technology<br>- Home Connect with Oven Assistant |

## Built In Single Ovens

|                                    |                           |                           |   |  |   |
|------------------------------------|--|--|--|--|--|
| <b>MODEL</b>                       | NEFF<br>B54CR71N0B   | NEFF<br>B54CR71G0B   | NEFF<br>B64FS31G0B   | NEFF<br>B64CS71G0B   | NEFF<br>B64VS71G0B   |
| <b>Code</b>                        | 289737   | 289755   | 303877   | 289747   | 303859   |
| <b>Description</b>                 | N70 Slide & Hide Single Oven with Pyrolytic Cleaning   | N70 Slide & Hide Single Oven with Pyrolytic Cleaning - Graphite Grey                                       | N90 Built-in oven with steam function - Graphite Grey  | N90 Slide & Hide Single Oven with Pyrolytic Cleaning - Graphite Grey               | N90 Built-in oven with added steam function - Graphite Grey  |
| <b>Cooking Functions</b>           | 14   | 14   | 22   | 14   | 20   |
| <b>Oven Capacity Main (litres)</b> | 71   | 71   | 71   | 71   | 71   |
| <b>Size</b>                        | H 595 x W 596 x D 548mm  | H 595 x W 596 x D 548mm  | H 595 x W 596 x D 548 mm   | H 595 x W 596 x D 548mm  | H 595 x W 596 x D 548 mm   |
| <b>Electrical Connection</b>       | 16   | 16   | 16   | 16   | 16   |
| <b>Energy Rating</b>               | A+   | A+   | A+   | A+   | A+   |
| <b>Control</b>                     | 3,7" Full touch TFT Display  | 3,7" Full touch TFT Display  | 4,1" Full touch TFT Display  | 4,1" Full touch TFT Display  | 4.1" Full Touch TFT Display  |
| <b>Additional Features</b>         | - Slide & Hide door with rotating handle<br>- CircoTherm® technology<br>- Home Connect with Oven Assistant | - Slide & Hide door with rotating handle<br>- CircoTherm® technology<br>- Home Connect with Oven Assistant | - Slide & Hide®<br>- CircoTherm® technology, EcoClean programme, Hydrolytic<br>- Intensive Steam Cooking<br>- Home Connect with Oven Assistant | - Slide & Hide®<br>- CircoTherm® technology<br>- Home Connect with Oven Assistan   | - Slide & Hide®<br>- CircoTherm® technology<br>- Pyrolytic Self-Cleaning with Easy Clean<br>- VarioSteam Cooking<br>- Home Connect with Oven Assistant |

|                                    |  |  |  |  |  |
|------------------------------------|---|---|---|--|---|
| <b>MODEL</b>                       | Samsung<br>NV7B42205AK/U4   | Samsung<br>NV7B42503AK/U4   | Samsung<br>NV7B4355VAK/U4   | Samsung<br>NV7B5775XAK/U4  | Samsung<br>NV7B43205AK/U4   |
| <b>Code</b>                        | 264872  | 264873  | 264874  | 272914   | 302563  |
| <b>Description</b>                 | Samsung Series 4 DualCook Catalytic Oven  | Samsung Series 4 Dual Cook Pyrolytic Oven   | Samsung Series 4 Dual Cook Flex Pyrolytic Oven                                      | Samsung Series 5 Dual Cook Flex Pyrolytic Oven                                       | Samsung Series 4 Dual Cook Flex Catalytic Oven  |
| <b>Cooking Functions</b>           | 6   | 6   | 6   | 7  | 6   |
| <b>Oven Capacity Main (litres)</b> | 76  | 76  | 76  | 76   | 76  |
| <b>Size</b>                        | Aperture:<br>H 596 x W 595 x D 570mm  | Aperture:<br>H 596 x W 595 x D 570mm  | Aperture:<br>H 596 x W 595 x D 570mm  | Aperture:<br>H 596 x W 595 x D 570mm   | Aperture:<br>H 596 x W 595 x D 570mm  |
| <b>Electrical Connection</b>       | 16  | 16  | 16  | 16   | 16  |
| <b>Energy Rating</b>               | A+  | A+  | A+  | A+   | A+  |
| <b>Control</b>                     | Touch Control   | Touch Control   | Touch Control   | Command Wheel & Touch Sreen  | Touch Control   |
| <b>Additional Features</b>         | - Dual Cook<br>- Catalytic Cleaning<br>- Full Touch Control<br>- WiFi Control       | - Dual Cook<br>- Pyrolytic Cleaning<br>- Natural Steam<br>- WiFi Control            | - Dual Cook Flex<br>- Pyrolytic Cleaning<br>- Natural Steam<br>- WiFi Control       | - Dual Cook Flex<br>- Pyrolytic Cleaning<br>- Air Fry<br>- WiFi Control              | -- Full Touch Control<br>- WiFi Control<br>- SmartThings Cooking<br>- Air Sous Vide   |

## Built In Single Ovens

|                                    |               |               |
|------------------------------------|--|--|
| <b>MODEL</b>                       | CDA<br>SL400SS   | CDA<br>SL400BL   |
| <b>Code</b>                        | 288508   | 288507   |
| <b>Description</b>                 | Built In Electric Single Oven - Stainless Steel  | Built In Electric Single Oven - Black  |
| <b>Cooking Functions</b>           | 12   | 12   |
| <b>Oven Capacity Main (litres)</b> | 77   | 77   |
| <b>Size</b>                        | W 595 x H 383 x D 412 mm   | W 595 x H 383 x D 412 mm   |
| <b>Electrical Connection</b>       | 13A  | 13A  |
| <b>Energy Rating</b>               | A+   | A+   |
| <b>Control</b>                     | Full touch control   | Full touch control   |
| <b>Additional Features</b>         | - Steam clean programme<br>- Soft close door action<br>- Telescopic shelving<br>- Lateral lights | - Steam clean programme<br>- Soft close door action<br>- Telescopic shelving<br>- Lateral lights |



# Compact appliances

## Compact ovens & microwaves

Powerful performance in a small design. This range offers the same great cooking performance and range of features as the full size equivalent.



## Coffee machines

Enjoy the luxury of authentic Italian espressos and creamy cappuccinos in your own home with these stunning additions to your kitchen.

## Warming drawers

The AEG Vacuum Sealer Drawer lets you apply the professional sous vide cooking method at home, perfectly sealing in flavour, moisture and nutrients. Our warming drawers will keep your dishes at the perfect temperature, ready to bring to the table.



## Compact & Microwave Ovens

|                             |    |                            |   |    |    |
|-----------------------------|---|---|--|---|---|
| <b>MODEL</b>                | AEG KMK768080B  | AEG KMK968000M  | AEG KMK768080M   | AEG KMK968000B  | AEG KMK565060X  |
| <b>Code</b>                 | 231741  | 239033  | 239034   | 270534  | 270535  |
| <b>Description</b>          | CombiQuick Connected Combi Microwave  | Connected Combination Oven with Microwave   | Connected Combination Oven with Microwave  | Combination Microwave Compact Oven  | Combination Microwave Compact Oven  |
| <b>Power Levels</b>         | 3   | —   | —  | —   | 3   |
| <b>Output (watts)</b>       | 1000W   | 1000W   | 1000W  | 1000W   | 1000W   |
| <b>Grill Output (watts)</b> | 1900W   | 1900W   | 1900W  | 1900W   | 1900W   |
| <b>Capacity (litres)</b>    | 43L   | 43L   | 43 L   | 43  | 43  |
| <b>Size</b>                 | Aperture: H 450 x W 560 x D 550mm   | H 455 x W 595 x D 567mm   | H 455 x W 595 x D 567mm  | Aperture: H 455 x W 595 x D 567mm   | Aperture: H 455 x W 595 x D 567mm   |
| <b>Additional Features</b>  | <ul style="list-style-type: none"> <li>- Combi Quick combines Microwave cooking with traditional fan cooking to halve the cooking time</li> <li>- Connected feature lets you control the oven from your smartphone</li> </ul> | <ul style="list-style-type: none"> <li>- Command wheel control</li> <li>- Connected via My AEG app</li> </ul> | <ul style="list-style-type: none"> <li>- 23 Cooking functions</li> <li>- Combi Quick combines Microwave cooking with traditional fan cooking to halve the cooking time</li> <li>- 100 Auto programmes</li> </ul> | <ul style="list-style-type: none"> <li>- 23 Cooking functions</li> <li>- Combi Quick combines Microwave cooking with traditional fan cooking to halve the cooking time</li> <li>- 90 Auto programmes</li> </ul> | <ul style="list-style-type: none"> <li>- 10 Cooking functions</li> <li>- Combi Quick combines Microwave cooking with traditional fan cooking to halve the cooking time</li> <li>- Fully programmable</li> </ul> |

|                             |                                  |                                     |    |    |    |
|-----------------------------|---|--|---|---|---|
| <b>MODEL</b>                | AEG MBB1756SEM  | AEG MBE2658SEM   | AEG KMK365060M  | AEG KMK565060B  | AEG KMK768080T  |
| <b>Code</b>                 | 205997  | 205998   | 285166  | 285167  | 285159  |
| <b>Description</b>          | 17L 800W Microwave  | 26L 900W Microwave   | 43L Convection Oven with Microwave  | 43L Convection Oven with Microwave  | Matt Black 43L Combination Compact Oven with Microwave  |
| <b>Power Levels</b>         | 5   | 5  | —   | —   | —   |
| <b>Output (watts)</b>       | 800W  | 900W   | 1000W   | 1000W   | 1000W   |
| <b>Grill Output (watts)</b> | —   | —  | 1000W   | 1000W   | 1000W   |
| <b>Capacity (litres)</b>    | 17  | 26   | 43  | 43  | 43  |
| <b>Size</b>                 | Aperture: H 360 x W 562 x D 300mm   | Aperture: H 450 x W 562 x D 550mm  | H 455 x W 595 x D 567mm   | H 455 x W 595 x D 567mm   | H 455 x W 595 x D 567mm   |
| <b>Additional Features</b>  | <ul style="list-style-type: none"> <li>- Electronic, touch-activated door</li> <li>- Opens with just a tap</li> </ul> | <ul style="list-style-type: none"> <li>- Frequently used microwave settings can be saved and accessed quickly</li> </ul> | <ul style="list-style-type: none"> <li>- LED digital display</li> <li>- Child lock for added safety</li> <li>- Isofront® Plus quadruple glazed door</li> <li>- Fan controlled defrosting</li> </ul> | <ul style="list-style-type: none"> <li>- LED digital display</li> <li>- Child lock for added safety</li> <li>- Isofront® Plus quadruple glazed door</li> <li>- Fan controlled defrosting</li> </ul> | <ul style="list-style-type: none"> <li>- LED digital display</li> <li>- Child lock for added safety</li> <li>- Isofront® Plus quadruple glazed door</li> <li>- Fan controlled defrosting</li> </ul> |

## Compact & Microwave Ovens

| MODEL                | AEG<br>KMX365060B   | AEG<br>KMX365060M   | AEG<br>MBE2658DEM   | Bosch<br>CMG7241B1B  | Bosch<br>BFL523MS0B  |
|----------------------|---|---|---|--|--|
| Code                 | 303184  | 303185  | 310737  | 303857   | 292117   |
| Description          | Combination Microwave Compact Oven  | Combination Microwave Compact Oven  | Integrated Microwave/Grill 26L - Black & Stainless Steel  | Series 8 Built-in Oven Combi - Black   | Series 4 Built-in Microwave  |
| Power Levels         | —   | —   | 5   | 5  | 5  |
| Output (watts)       | 1000W   | 1000W   | 900W  | 900W   | 800W   |
| Grill Output (watts) | 1900W   | 1900W   | 800W  | —  | —  |
| Capacity (litres)    | 43  | 43  | 26  | 45   | 20   |
| Size                 | H 455 x W 595 x D 567mm   | H 455 x W 595 x D 567mm   | H 459 x W 596 x D 404mm   | H 455 x W 594 x D 564 mm   | H 382 x W 594 x D 317mm  |
| Additional Features  | <ul style="list-style-type: none"> <li>- 14 Cooking functions</li> <li>- Combi Quick combines Microwave cooking with traditional fan cooking to halve the cooking time</li> <li>- 45 pre-set assisted cooking programmes</li> </ul> | <ul style="list-style-type: none"> <li>- 14 Cooking functions</li> <li>- Combi Quick combines Microwave cooking with traditional fan cooking to halve the cooking time</li> <li>- 45 pre-set assisted cooking programmes</li> </ul> | <ul style="list-style-type: none"> <li>- Child lock: With the push of a button, prevent little hands from being able to adjust the settings or operate the microwave</li> </ul> | <ul style="list-style-type: none"> <li>- TFT Touch Display</li> <li>- 2D Hotair: even heat distribution for perfect results on one level</li> <li>- Oven Assistant with Voice Control</li> <li>- Automatic Switch-off stops cooking as soon as the dish is done</li> </ul> | <ul style="list-style-type: none"> <li>- AutoPilot 7: every dish is a perfect success thanks to 7 pre-set automatic programmes</li> <li>- Pop-out controls: for an easy to clean front</li> <li>- Automatic safety switch off</li> </ul> |

| MODEL                | Bosch<br>CMA583MS0B  | NEFF<br>C1AMG84G0B  | NEFF<br>C1AMG84N0B  | NEFF<br>C24MR21G0B   | NEFF<br>C24MR21N0B   |
|----------------------|--|---|---|--|--|
| Code                 | 292118   | 285444  | 231416  | 289753   | 289738   |
| Description          | Series 4 Built-in Combination Microwave  | N50 Combination Microwave Oven in Graphite Grey   | N50 Combination Microwave Oven  | N70 Compact Oven with Microwave Function - Graphite Grey   | N70 Compact with Microwave Function  |
| Power Levels         | 5  | 5   | 5   | 5  | 5  |
| Output (watts)       | 900W   | 900W  | 900W  | 900W   | 900W   |
| Grill Output (watts) | —  | —   | —   | —  | —  |
| Capacity (litres)    | 44   | 44L   | 44L   | 45L  | 45L  |
| Size                 | H 454 x W 594 x D 570mm  | H 454 x W 594 x 570mm<br>Aperture: H 450-458 x W 560-568 x D 550mm  | H 454 x W 594 x D 570mm<br>Aperture: H 450-458 x W 560-568 x D 550mm  | H 455 x W 596 x D 548mm  | H 455 x W 596 x D 548mm  |
| Additional Features  | <ul style="list-style-type: none"> <li>- Hotair: perfect results on one level thanks to optimal distribution of heat</li> <li>- AutoPilot 15: every dish is a perfect success thanks to 15 pre-set automatic programmes</li> </ul> | <ul style="list-style-type: none"> <li>- LCD Display</li> <li>- Control Dials &amp; One-Touch Buttons</li> <li>- 15 Cooking programmes</li> </ul> | <ul style="list-style-type: none"> <li>- LCD Display</li> <li>- Control Dials &amp; One-Touch Buttons</li> <li>- 15 Cooking programmes</li> </ul> | <ul style="list-style-type: none"> <li>- 3,7" Full Touch TFT Display</li> <li>- Soft Open / Soft Close door</li> <li>- Easy Clean</li> <li>- Home Connect</li> </ul> | <ul style="list-style-type: none"> <li>- 3,7" Full Touch TFT Display</li> <li>- Soft Open / Soft Close door</li> <li>- Easy Clean</li> <li>- Home Connect</li> </ul> |

## Compact & Microwave Ovens

| MODEL                | NEFF<br>C24MS31G0B   | NEFF<br>HLAWD23G0B  | NEFF<br>HLAWD23N0B  | Samsung<br>NQ5B4353FBK/U4   | Samsung<br>NQ5B5763DBK/U4   |
|----------------------|--|---|---|---|---|
| Code                 | 289744   | 285446  | 302706  | 264875  | 272915  |
| Description          | N90 Compact Oven with Microwave - Graphite Grey  | N50 Built-in Microwave Oven in Graphite Grey  | N50 Built-in Microwave Oven in Graphite Grey  | Samsung Series 4 Smart Compact Microwave oven   | Samsung Series 5 Smart Compact Microwave oven   |
| Power Levels         | 5  | 5   | 5   | 3   | 3   |
| Output (watts)       | 900W   | 800W  | 800W  | 1600W   | 1600W   |
| Grill Output (watts) | —  | —   | —   | 2600W   | 2600W   |
| Capacity (litres)    | 45L  | 20L   | 20L   | 50L   | 50L   |
| Size                 | H 455 x W 596 x D 548mm  | H-382 x W 594 x D 317mm<br>Aperture: H 362-365 x W 560-568 x D 300mm  | H-382 x W 594 x D 317mm<br>Aperture: H 362-365 x W 560-568 x D 300mm  | Aperture: H 456 x W 595 x D 570mm   | Aperture: H 456 x W 595 x D 570mm   |
| Additional Features  | <ul style="list-style-type: none"> <li>- 4,1" Full Touch TFT Display</li> <li>- Circo Therm</li> <li>- Eco Clean with Easy Clean</li> <li>- Soft Open / Soft Close door</li> <li>- Home Connect</li> </ul> | <ul style="list-style-type: none"> <li>- LED interior light</li> <li>- 7 Cooking Programmes</li> <li>- Side opening hinged door</li> <li>- Control Dials &amp; One-Touch Buttons</li> <li>- Automatic Programmes</li> </ul> | <ul style="list-style-type: none"> <li>- LED interior light</li> <li>- 7 Cooking Programmes</li> <li>- Side opening hinged door</li> <li>- Control Dials &amp; One-Touch Buttons</li> <li>- Automatic Programmes</li> </ul> | <ul style="list-style-type: none"> <li>- Full Touch LED Display</li> <li>- Steam Cleaning</li> <li>- WiFi Control</li> <li>- 5 Year Warranty</li> </ul> | <ul style="list-style-type: none"> <li>- Natural Steam</li> <li>- Air Fry</li> <li>- WiFi Control</li> <li>- 5 Year Warranty</li> </ul> |

| MODEL                | Samsung<br>MS22M8254AK/E3   | CDA<br>VM452BL  | CDA<br>VM452SS  | CDA<br>VK903BL  | CDA<br>VK903SS  |
|----------------------|---|---|---|---|---|
| Code                 | 302564  | 288532  | 288531  | 288509  | 288510  |
| Description          | Samsung Built-In Solo Microwave   | CDA Built-in microwave oven, grill and convection oven - Black  | CDA Built-in microwave oven, grill and convection oven - Stainless Steel                                  | CDA Compact combination microwave, grill and fan oven - Black   | CDA Compact combination microwave, grill and fan oven - Stainless Steel   |
| Power Levels         | 2   | 5   | 5   | 6   | 6   |
| Output (watts)       | 850W  | Rated electrical power: 2.5kW   | Rated electrical power: 2.5kW   | Rated electrical power: 3.1kW   | Rated electrical power: 3.1kW   |
| Grill Output (watts) | —   | 1100W   | 1100W   | 1900W   | 1900W   |
| Capacity (litres)    | 22L   | 25L   | 25L   | 40L   | 40L   |
| Size                 | H 446 x W 560 x D 549mm   | W 594 x H 388 x D 450mm   | W 594 x H 388 x D 450mm   | W 595 x H 455 x D552mm  | W 595 x H 455 x D552mm  |
| Additional Features  | <ul style="list-style-type: none"> <li>- Keep Warm</li> <li>- Quick Defrost</li> <li>- Eco Mode</li> <li>- 2 Year Warranty</li> </ul> | <ul style="list-style-type: none"> <li>10 Auto cook programmes, Safety key lock, Touch control</li> </ul> | <ul style="list-style-type: none"> <li>10 Auto cook programmes, Safety key lock, Touch control</li> </ul> | <ul style="list-style-type: none"> <li>Touch control, 9 Functions, Safety key lock, Chromed rack sides</li> </ul> | <ul style="list-style-type: none"> <li>Touch control, 9 Functions, Safety key lock, Chromed rack sides</li> </ul> |



## Double Ovens

| MODEL                  | AEG<br>DCK731110M   |        | AEG<br>DCB535060M   |        | Bosch<br>MHA133BR0B   |        | Bosch<br>MBS533BB0B  |        |
|------------------------|---|--------|---|--------|---|--------|--|--------|
| Code                   | 157620  |        | 302697  |        | 292120  |        | 303874   |        |
| Description            | Built In Double Multifunction Oven  |        | Built In Double Multifunction Oven  |        | Series 2 Electric Built-in Double Oven  |        | Series 4 Built-In Double Oven - Black  |        |
| Cooking Functions      | Main 10   | Top 8  | Main 10   | Top 6  | Main 2  | Top 3  | Main 2   | Top 3  |
| Oven Capacity (litres) | Main 68   | Top 43 | Main 68   | Top 43 | Main 76   | Top 34 | Main 71  | Top 34 |
| Size                   | Aperture:<br>H 875 x W 560 x D 550mm  |        | H 888 x W 594 x D 568mm   |        | H 888 x W 594 x D 550mm   |        | 888 x 594 x 550mm  |        |
| Under Counter          | -   |        | -   |        | -   |        | ✓  |        |
| Electrical Connection  | 30  |        | 30  |        | 25  |        | 32   |        |
| Energy Rating          | A - Main / A - Top Oven   |        | A - Main / A - Top Oven   |        | A - Main / B - Top oven   |        | A - Main / B - Top oven  |        |
| Control                | Touch   |        | Rotary & Touch Control  |        | Rotary dial   |        | Retractable Rotary   |        |
| Additional Features    | <ul style="list-style-type: none"> <li>- Heat-activated catalytic cleaning in both ovens</li> <li>- SurroundCook function for fast and efficient cooking</li> <li>- Programmable Timer</li> </ul> |        | <ul style="list-style-type: none"> <li>- Heat-activated catalytic cleaning in both ovens</li> <li>- SurroundCook function for fast and efficient cooking</li> <li>- LED display with touch buttons</li> </ul> |        | <ul style="list-style-type: none"> <li>- EcoClean Direct: less cleaning effort thanks to a special coating which covers the rear wall of the lower oven</li> <li>- Oven with 2 heating methods: 3D Hotair, Hotair gentle</li> </ul> |        | <ul style="list-style-type: none"> <li>- Pop-out controls</li> <li>- EcoClean Direct</li> <li>- 2 universal pans, slim size</li> </ul> |        |

## Double Ovens

| MODEL                 | CDA<br>DC941BL  |       | AEG<br>DUB535060M   |        | AEG<br>DUK731110M   |        |
|-----------------------|---|-------|---|--------|---|--------|
| Code                  | 300297  |       | 302698  |        | 157621  |        |
| Description           | CDA DC941BL Built-In Electric Double Oven - Black   |       | Built Under Double Multifunction Oven   |        | Built Under Double Multifunction Oven   |        |
| Cooking Functions     | Main 4  | Top 3 | Main 9  | Top 6  | Main 10   | Top 7  |
| Oven Capacity Main    | Main 59   |       | Main 45   | Top 40 | Main 46   | Top 40 |
| Size                  | W 595 x H 888 x D 540mm   |       | H 715 x W 594 x D 568mm   |        | Aperture:<br>H 720 x W 600 x D 550mm  |        |
| Under Counter         | -   |       | -   |        | ✓   |        |
| Electrical Connection | 20A   |       | 30  |        | 30  |        |
| Energy Rating         | A - Main / A - Top Oven   |       | A - Main / A - Top Oven   |        | A - Main / A - Top Oven   |        |
| Control               | Rotary control with touch control programmable clock/timer  |       | Rotary & Touch Control  |        | Touch   |        |
| Additional Features   | <ul style="list-style-type: none"> <li>- Top oven capacity: 35L, double glazed removable doors</li> </ul> |       | <ul style="list-style-type: none"> <li>- Air Fry</li> <li>- LED Timer Display</li> <li>- Catalytic Cleaning liners</li> </ul> |        | <ul style="list-style-type: none"> <li>- Heat-activated catalytic cleaning</li> </ul> |        |

## Built Under Double Ovens

| MODEL                  | Bosch<br>MBS533BS0B  |        | NEFF<br>U1ACE5HN0B   |        | NEFF<br>U1ACE2HG0B  |        | CDA<br>DC941SS  |       |
|------------------------|--|--------|--|--------|---|--------|---|-------|
| Code                   | 303875   |        | 178423   |        | 285447  |        | 300296  |       |
| Description            | Series 4 Built-In Double Oven  |        | N50 Built In Double Multifunction Oven   |        | N50 Built-in Double Oven in Graphite Grey   |        | Built-In Electric Double Oven - Stainless Steel   |       |
| Cooking Functions      | Main 2   | Top 3  | Main 7   | Top 4  | Main 5  | Top 4  | Main 4  | Top 3 |
| Oven Capacity (litres) | Main 71  | Top 34 | Main 71  | Top 34 | Main 71   | Top 34 | Main 59   | -     |
| Size                   | 888 x 594 x 550mm  |        | H 888 x W 594 x D 550mm<br>Aperture: H 875-888 x W 560 x D 550mm   |        | H 888 x W 594 x D 550mm<br>Aperture: H 875-888 x W 560-568 x D 550mm  |        | W 595 x H 888 x D 540mm   |       |
| Under Counter          | ✓  |        | -  |        | -   |        | -   |       |
| Electrical Connection  | 32   |        | 32   |        | 32  |        | 20  |       |
| Energy Rating          | A - Main / B - Top Oven  |        | A - Main / B - Top oven  |        | A - Main / B - Top Oven   |        | A - Main / A - Top oven   |       |
| Control                | Retractable Rotary   |        | Retractable Rotary   |        | Retractable Rotary  |        | Rotary Control  |       |
| Additional Features    | <ul style="list-style-type: none"> <li>- Pop-out controls</li> <li>- EcoClean Direct</li> <li>- 2 universal pans, slim size</li> </ul> |        | <ul style="list-style-type: none"> <li>- CircoTherm®</li> <li>- EcoClean® Direct</li> <li>- LCD Display</li> </ul> |        | <ul style="list-style-type: none"> <li>- CircoTherm®</li> <li>- LCD-Display</li> <li>- EasyClean</li> </ul> |        | <ul style="list-style-type: none"> <li>- Top oven capacity: 35L, double glazed removable doors</li> </ul> |       |





## Coffee Machines





| MODEL               | AEG<br>KKA894500T   |  | AEG<br>KKK994500M  |  | AEG<br>KKK994500B  |  | NEFF<br>CL4TT11G0   |  |
|---------------------|---|--|--|--|--|--|---|--|
| Code                | 284345  |  | 178436   |  | 270536   |  | 289740  |  |
| Description         | Matt Black Integrated Coffee Machine  |  | Integrated Coffee Machine  |  | Integrated Coffee Machine  |  | N90 Built in Fully Automatic Coffee Machine - Graphite Grey   |  |
| Functions           | 16  |  | 16   |  | 9  |  | 20  |  |
| Capacity            | 2.5L  |  | 2.5L   |  | 2.5L   |  | 2.4L  |  |
| Size                | Aperture:<br>H 455 x W 595 x D 450mm  |  | Aperture:<br>H 455 x W 595 x D 450mm   |  | Aperture:<br>H 455 x W 595 x D 450mm   |  | H 455 x W 594 x D 385mm   |  |
| Guarantee           | 2 Years   |  | 2 Years  |  | 2 Years  |  | 2 Years   |  |
| Additional Features | <ul style="list-style-type: none"> <li>- Up to six cups of coffee at a touch The MultiCup setting is ideal for serving several guests at once</li> <li>- Touch Control</li> </ul> |  | <ul style="list-style-type: none"> <li>- Serve up to six cups of coffee at once</li> <li>- Two separate heaters for coffee and water</li> <li>- Auto-start function</li> <li>- Touch controls</li> <li>- Suitable for coffee beans and ground coffee</li> <li>- 500ml thermal milk jug included</li> </ul> |  | <ul style="list-style-type: none"> <li>- Serve up to six cups of coffee at once</li> <li>- Two separate heaters for coffee and water</li> <li>- Auto-start function</li> <li>- Touch controls</li> <li>- Suitable for coffee beans and ground coffee</li> <li>- 500ml thermal milk jug included</li> </ul> |  | <ul style="list-style-type: none"> <li>- OneTouch DoubleCup - get two cups at a touch of a button</li> <li>- Home Connect - get more from your coffee machine using the App or voice control</li> <li>- Up to 29 different coffee specialities</li> <li>- Favourites: save up to 30 personalised beverages</li> </ul> |  |



## Warming Drawers

|                            |  |  |  |  |
|----------------------------|--|--|--|--|
|                            |   |   |    |   |
| <b>MODEL</b>               | AEG<br>KDK911424T  | AEG<br>KDK911424M  | AEG<br>KDE911424B  | AEG<br>KDK912924M  |
| <b>Code</b>                | 284570   | 206184   | 239026   | 206183   |
| <b>Description</b>         | Matt Black 14cm Warming Drawer   | 14cm Warming Drawer  | 14cm Built in Warming Drawer   | 29cm Warming Drawer  |
| <b>Place Settings</b>      | 6  | 6  | 6  | 12   |
| <b>Temperature Range</b>   | 30-80°C  | 30-80°C  | 30-80°C  | 30-80°C  |
| <b>Size</b>                | H 139 x W 596 x D 530mm  | Aperture:<br>H 141 x W 560 x D 535mm   | H 139 x W 595 x D 535mm  | Aperture:<br>H 295 x W 560 x D 535mm   |
| <b>Additional Features</b> | <ul style="list-style-type: none"> <li>- Dough proving</li> <li>- Defrost gently</li> <li>- Pre-Warm plates, cups and glasses</li> </ul> | <ul style="list-style-type: none"> <li>- Defrost gently</li> <li>- Pull-out drawer and non-slip mat for additional stability</li> <li>- Pre-Warm plates, cups and glasses</li> </ul> | <ul style="list-style-type: none"> <li>- Pre-Warm plates, cups and glasses</li> <li>- Dough proving</li> <li>- Defrost gently</li> </ul> | <ul style="list-style-type: none"> <li>- Seamlessly integrates with the rest of your kitchen and perfectly matches your AEG oven</li> <li>- Pre-Warm plates, cups and glasses</li> <li>- Defrost gently</li> </ul> |

## Warming Drawers

|                            |  |  |  |   |
|----------------------------|--|--|--|---|
|                            |   |   |   |                                      |
| <b>MODEL</b>               | NEFF<br>N24HA11N1B   | NEFF<br>N34HA11G1B   | NEFF<br>N24HA11G1B   | Samsung<br>NL20T8100WK/UR   |
| <b>Code</b>                | 289748   | 289743   | 289749   | 264871  |
| <b>Description</b>         | N70 14cm Warming Drawer  | N70 29cm Warming Drawer - Graphite Grey  | N70 14cm Warming Drawer - Graphite Grey  | Series 4/5 14cm Warming Drawer  |
| <b>Place Settings</b>      | 12 plates<br>64 espresso cups  | 40 plates<br>192 espresso cups   | 12 plates<br>64 espresso cups  | 12 plates<br>64 espresso cups   |
| <b>Temperature Range</b>   | 30-80°C  | 30-80°C  | 30-80°C  | 30-80°C   |
| <b>Size</b>                | H 140 x W 594 x D 518mm<br>Aperture:<br>H 140 x W 560 x D 550mm  | H 290 x W 594 x D 518mm<br>Aperture:<br>H 290 x W 560 x D 550mm  | H 140 x W 594 x D 518mm<br>Aperture:<br>H 140 x W 560 x D 550mm  | H 140 x W 595 x D 522mm<br>Aperture:<br>H 140 x W 560 x D 550mm   |
| <b>Additional Features</b> | <ul style="list-style-type: none"> <li>- Low temperature cooking, Keep warm, plate warming, cup warming</li> <li>- Touch Control illuminated</li> <li>- Push-Pull opening mechanism</li> </ul> | <ul style="list-style-type: none"> <li>- Low temperature cooking, Keep warm, plate warming, cup warming</li> <li>- Touch Control illuminated</li> <li>- Push-Pull opening mechanism</li> </ul> | <ul style="list-style-type: none"> <li>- Low temperature cooking, keep warm, plate warming, cup warming</li> <li>- Touch Control illuminated</li> <li>- Push-Pull opening mechanism</li> </ul> | <ul style="list-style-type: none"> <li>- Defrost Function</li> <li>- Dough Proving</li> <li>- Keep Food Warm</li> </ul> |

|                            |  |  |   |   |
|----------------------------|--|--|---|---|
|                            |   |   |   |    |
| <b>MODEL</b>               | Bosch<br>BIC7101B1B  | Bosch<br>BIC510NS0B  | NEFF<br>N1AHA01G0B  | NEFF<br>N1AHA01N0B  |
| <b>Code</b>                | 302450   | 292119   | 285448  | 178426  |
| <b>Description</b>         | Series 8 Built-in warming drawer - Black   | Series 6 14cm Warming Drawer   | N50 14cm Warming Drawer in Graphite Grey  | N50 14cm Warming Drawer   |
| <b>Place Settings</b>      | 12 plates<br>64 Espresso Cups  | 14 Plates<br>64 espresso cups  | 14 Plates<br>64 espresso cups   | 14 Plates<br>64 espresso cups   |
| <b>Temperature Range</b>   | 30-80°C  | 40-80°C  | 40-80°C   | 40-80°C   |
| <b>Size</b>                | H 140 x W 594 x D 518 mm   | H 140 x W 594 x D 540mm<br>Aperture:<br>H 140 x W 560 x D 550mm  | H 140 x W 594 x D 540mm<br>Aperture:<br>H 140 x W 560-568 x D 550mm   | H 140 x W 594 x D 540mm<br>Aperture:<br>H 140 x W 560-568 x D 550mm   |
| <b>Additional Features</b> | <ul style="list-style-type: none"> <li>- Push-pull mechanism: Easy opening and closing thanks to a clever spring mechanism</li> <li>- Temperature control</li> <li>- Home Connect</li> </ul> | <ul style="list-style-type: none"> <li>- Push-pull mechanism: easy opening and closing thanks to a clever spring mechanism</li> <li>- 4 Functions: keeping drinks and food warm, pre-warming of tableware, yeast dough proving, thawing of delicate foods</li> </ul> | <ul style="list-style-type: none"> <li>- 4 Functions: keeping drinks and food warm, pre-warming of tableware, yeast dough proving, thawing of delicate foods</li> </ul> | <ul style="list-style-type: none"> <li>- 4 Functions: keeping drinks and food warm, pre-warming of tableware, yeast dough proving, thawing of delicate foods</li> </ul> |

|                          |   |   |
|--------------------------|---|---|
|                          |  |  |
| <b>MODEL</b>             | CDA<br>VW153BL  | CDA<br>VW153SS  |
| <b>Code</b>              | 299896  | 299897  |
| <b>Description</b>       | CDA Push-push warming drawer - Black  | CDA Push-push warming drawer - Stainless Steel  |
| <b>Place Settings</b>    | 6   | 6   |
| <b>Opening</b>           | Push-push handle-less   | Push-push handle-less   |
| <b>Temperature Range</b> | 40-80°C   | 40-80°C   |
| <b>Capacity (kg max)</b> | 20  | 20  |
| <b>Size</b>              | W 595 x H 135 x D 548mm   | W 595 x H 135 x D 548mm   |
| <b>Power Supply</b>      | 3A  | 3A  |



# Hobs

From gas to induction, our hobs offer their own benefits and features with various burners and cooking zone options.

## Induction

Induction technology is the fastest, safest and most energy efficient way to cook on a hob, heating the pan directly with no pre-heat required.



## Combi

Save space in the kitchen by installing a hob with the extractor built in.

## Gas

A traditional choice that provides controlled cooking with instant heat and flexibility. All gas hobs feature flame safety devices for your peace of mind.



## 60cm Gas Hobs

| MODEL                        | AEG<br>HGB64420YM   | AEG<br>HGE64200SM                        | Bosch<br>PCP6A5B90   | NEFF<br>T26DS49N0   | CDA<br>HVG621BL   |
|------------------------------|---|--|--|---|---|
| Code                         | 231756  | 310725                                   | 299676   | 205961  | 288512  |
| Description                  | 60cm Slim Gas Hob   | 60cm Slim line Gas Hob - Stainless Steel | Series 4 60cm Gas Hob  | N70 60cm 4 Burner Gas Hob   | CDA HVG621BL Gas on Glass 4 Burner Black Gas Hob - 60cm |
| Zones                        | 4   | 4  | 4  | 4   | 4   |
| Electrical Connection (amps) | 13  | Gas and 3 pin plug                       | 3  | 3   | 3A  |
| Flame Safety Device          | ✓   | ✓  | ✓  | ✓   | ✓   |
| Size                         | H 40 x W 594 x D 510mm<br>Aperture:<br>W 560 x D 480mm  | H 594 x W 510mm                          | H 53 x W 582 x D 520mm<br>Aperture: H 45 x W 560-562 x D 480-492mm   | H 45 x W 582 x D 520mm<br>Aperture: H 45 x W 560-562 x D 480-492mm  | 60cm  |
| Additional Features          | - StepPower controls to allow Precise control of Gas Flow<br>- Wok burner<br>- Black glass inlay<br>- High efficiency burners<br>- Cast iron supports | - Speed Burner                           | - Continuous cast-iron pan supports: for maximum stability<br>- Ergonomic control knobs with raised centre for precise adjustments<br>- The seamless, one-piece stainless steel design makes cleaning simple | - FlameSelect® can adjust the flame precisely in 9 steps<br>- Design co-ordinated control dials: easily access dials in front with strong grip for effortless turning<br>- Cast iron pan supports with protective rubber feet | Cast iron pan supports, LPG conversion kit included     |

## 75cm Gas Hobs

| MODEL                        | AEG<br>HGB75420YM   | AEG<br>HGX75400SM   | Bosch<br>PGQ7B5B90  | NEFF<br>T27DS59N0   | Samsung<br>NA75D3030AS/EU   |
|------------------------------|---|---|---|---|---|
| Code                         | 231752  | 302695  | 292122  | 205962  | 272908  |
| Description                  | 75cm Slim Gas Hob   | 75cm Gas Hob  | 75cm Series 4 Gas Hob   | N70 5 Burner Gas Hob  | Samsung 75cm Gas Hob - Stainless Steel  |
| Zones                        | 5   | 5   | 5   | 5   | 5   |
| Electrical Connection (amps) | 13  | 13  | 3   | 3   | 13  |
| Flame Safety Device          | ✓   | ✓   | ✓   | ✓   | ✓   |
| Size                         | H 40 x W 745 x D 510mm<br>Aperture:<br>W 560 x D 480mm  | H 40 x W 745 x D 510mm<br>Aperture:<br>W 560 x D 480mm  | H 53 x W 750 x D 520mm<br>Aperture: H 45 x W 560-562 x D 480-492mm  | H 53 x W 750 x D 520mm<br>Aperture: H 45 x W 560-562 x D 480-492mm  | H 98 x W 750 x D 510mm<br>Aperture:<br>W 560-562 x D 480-490mm  |
| Additional Features          | - StepPower controls to allow Precise control of Gas Flow<br>- Wok burner<br>- Black glass inlay<br>- High efficiency burners<br>- Cast iron supports | - Speed Burners get you cooking up to 20% faster<br>- Wok burner<br>- Cast iron supports<br>- Integrated ignition | - Wok burner: powerful cooking at up to 3.3kW<br>- Continuous cast-iron pan supports: for maximum stability<br>- Ergonomic control knobs with raised center for precise adjustments | - FlameSelect® can adjust the flame precisely in 9 steps<br>- Wok burner<br>- Design co-ordinated control dials: easily access dials in front with strong grip for effortless turning<br>- Cast iron pan supports with protective rubber feet | - Triple Crown Burner for faster cooking<br>- Wok Grate<br>- Seamless rails to slide pots easily<br>- Safety Shut Off |

## 90cm Gas Hobs

## 60cm Gas on glass Hobs

| MODEL                        | AEG<br>HGB95522YM   | AEG<br>HKB64450NB  | Bosch<br>PPP6A6B90  | NEFF<br>T26CS49S0   | Samsung<br>NA64D3000AK/U1  |
|------------------------------|---|--|---|---|--|
| Code                         | 239019  | 239018   | 302441  | 272923  | 272907   |
| Description                  | 90cm Gas Hob  | 60cm Gas on Glass Hob  | 60cm Series 6, Tempered Glass, Gas Hob, Black   | 60cm N70 4 Burner Gas Hob                                   | Samsung 60cm Gas Hob - Black Glass   |
| Zones                        | 5   | 4  | 4   | 4   | 4  |
| Electrical Connection (amps) | 13  | 13   | 3   | 3   | 13   |
| Flame Safety Device          | ✓   | ✓  | ✓   | ✓   | ✓  |
| Size                         | H 857 x D 520mm<br>Aperture:<br>H 60 x W 830 x D 480mm  | H 40 x W 590 x D 520mm<br>Aperture:<br>W 560 x D 480mm   | H 58 x W 590 x D 520 mm<br>Aperture: H 45 x W 560-562<br>x D 480-492 mm   | H 58 x W 590 x D 520mm<br>Aperture:<br>W 560 x D 480-492mm  | H 98 x W 600 x D 520mm<br>Aperture:<br>W 560-562 x D 480-490mm                                       |
| Additional Features          | - StepPower controls to allow Precise control of Gas Flow<br>- Wok burner<br>- Cast iron supports<br>- Black glass inlay<br>- High efficiency burners | - StepPower controls allows Precise control of Gas Flow<br>- Cast Iron Supports<br>- LED timer<br>- Hob2Hood connected<br>- Wipe clean surface | - FlameSelect<br>- Semi-continuous cast-iron pan support<br>- Standard and semi-flush built-in option<br>- Biomethane-ready | - Tempered Glass Surface<br>- FlameSelect®<br>- Sword Knobs | - Powerful Heat<br>- Seamless rails to slide pots easily<br>- Safety Shut Off<br>- Easy Clean Grates |

## 30cm Induction Hob

## 60cm Induction Hobs

| MODEL                        | CDA<br>HN3621FR  | AEG<br>IPE64551FB   | AEG<br>IAE64421FB   | AEG<br>ILB64334CB  | AEG<br>NII64G00AZ   |
|------------------------------|--|---|---|--|---|
| Code                         | 288514   | 206537  | 239015  | 239021   | 303191  |
| Description                  | CDA HN3621FR 2 Zone Domino Black Induction Hob - 30cm  | 60cm 4 Zone Pure Induction Hob  | 60cm SenseBoil Induction Hob  | 60cm Plug and Play Induction Hob                                     | 60cm SaphirMatt Induction Hob   |
| Control                      | Touch control  | Illuminated controls  | Direct Touch  | Direct Touch   | Direct Touch  |
| Zones                        | 4  | 4   | 4   | 4  | 4   |
| Electrical Connection (amps) | 32   | 32  | 32  | 13   | 32  |
| Size                         | 60cm   | H 44 x W 560 x D 490mm<br>Aperture:<br>W 560 x D 490mm  | H 44 x W 590 x D 520mm<br>Aperture:<br>W 560 x D 490mm  | H 44 x W 590 x D 520mm<br>Aperture:<br>W 560 x D 490mm               | H 44 x W 610 x D 520mm<br>Aperture:<br>W 560 x D 490mm  |
| Additional Features          | - 9 power levels<br>- Boost function on all zones<br>- Automatic pan detection<br>- Overheat detection<br>- Overflow detection<br>- Timer<br>- Safety key lock | - Unique Black Design<br>Direct Access lets you adjust heat settings faster<br>- MaxiSense® self-sizing cooking zones detect the size and shape of each pan<br>- Power booster<br>- Bridge Function<br>- Hob2Hood | - SenseBoil detects rising bubbles and automatically reduces zone to a low simmer<br>- Touch slide controls<br>- Bridging zone<br>- Pause<br>- Hob2Hood connected | - Touch controls<br>- Zone timers<br>- Pause<br>- Hob2Hood connected | - SaphirMatt, up to 4 times more scratch resistant<br>- FlexiBridge® zone<br>- PowerBoost<br>- Hob2Hood connected |

## 75cm Gas on glass Hobs

## 90cm Gas on glass Hobs

| MODEL                        | AEG<br>HKB75450NB  | Bosch<br>PPQ7A6B90  | NEFF<br>T27CS59S0   | AEG<br>HKB95450NB  | NEFF<br>T29TS79N0  |
|------------------------------|--|---|---|--|--|
| Code                         | 239016   | 302442  | 272922  | 239017   | 272921   |
| Description                  | 75cm Gas on Glass Hob  | 75cm - Series 6 Tempered glass, Gas Hob, Black  | 75cm 5 Burner Gas Hob   | 90cm Gas on Glass Hob  | 90cm N90 5 Burner Gas Hob                                  |
| Zones                        | 5  | 5   | 5   | 5  | 5  |
| Electrical Connection (amps) | 13   | 3   | 3   | 13   | 3  |
| Flame Safety Device          | ✓  | ✓   | ✓   | ✓  | ✓  |
| Size                         | H 40 x W 740 x D 510mm<br>Aperture:<br>W 560 x D 480mm   | H 58 x W 752 x D 520 mm<br>Aperture: H 45 x W 560-562<br>x D 480-492 mm   | H 58 x W 752 x D 520mm<br>Aperture:<br>W 560 x D 480-492mm                  | H 40 x W 880 x D 510mm<br>Aperture:<br>W 830 x D 480mm   | H 59 x W 918 x D 546<br>Aperture:<br>W 850 x D 490-520mm   |
| Additional Features          | - StepPower controls to allow Precise control of Gas Flow<br>- Cast Iron Supports<br>- LED timer<br>- Hob2Hood connected<br>- Wipe clean surface | - FlameSelect<br>- Semi-continuous cast-iron pan support<br>- Standard and semi-flush built-in option<br>- Biomethane-ready<br>- Wok burner: powerful cooking at up to 4 kW | - Tempered Glass Surface<br>- FlameSelect®<br>- Wok Burner<br>- Sword Knobs | - StepPower controls to allow Precise control of Gas Flow<br>- Cast Iron Supports<br>- LED timer<br>- Hob2Hood connected<br>- Wipe clean surface | - Ceramic Glass Surface<br>- FlameSelect®<br>- Sword Knobs |

## 60cm Induction Hobs

| MODEL                        | AEG<br>IAX64411CB  | AEG<br>IKB64401FB  | AEG<br>IKX64301CB          | Bosch<br>PIX631HC1E  | Bosch<br>PUE611BB5B  |
|------------------------------|--|--|----------------------------|--|--|
| Code                         | 303190   | 223853   | 310727                     | 302443   | 292123   |
| Description                  | 60cm SenseBoil Induction Hob   | 60cm 4 Zone Induction Hob  | 60cm Induction Hob - Black | 60cm Series 6 Induction Hob Black  | 60cm Series 4 Induction Hob  |
| Control                      | Direct Touch   | Touch  |                            | Multitouch+  | Touch  |
| Zones                        | 4  | 4  | 4                          | 4  | 4  |
| Electrical Connection (amps) | 32   | 32   | 32                         | 32   | 13   |
| Size                         | H 44 x W 590 x D 520mm<br>Aperture:<br>W 560 x D 490mm   | H 44 x W 590 x D 520mm<br>Aperture:<br>W 560 x D 490mm   | W 590 x D 520mm            | H 51 x W 592 x D 522 mm<br>Aperture:<br>H 51 x W 560-560 x D 490-500 mm                          | H 51 x W 592 x D 522mm<br>Aperture: H 51 x W 560 x D 490-500mm   |
| Additional Features          | - SenseBoil detects rising bubbles and automatically reduces zone to a low simmer<br>- Touch slide controls<br>- PowerBoost<br>- Hob2Hood® connected | - Hob2Hood<br>- DirectAccess heat controls<br>- Child lock<br>- Illuminated controls<br>- Power boost function | - Hob2Hood                 | - Hob2Hood<br>- Power boost function<br>- Highly responsive sliding controls<br>- Count up timer | - TouchSelect<br>- PowerBoost: up to 50% more power for faster heating on your induction hob<br>- QuickStart: start straight away and select the desired cooking level |

## 60cm Induction Hobs

| MODEL                        | NEFF T56FHS1L0   | NEFF T66FHX4L0  | Samsung NZ64B4016FK/U1   | Samsung NZ64B6056GK/U1   | CDA HN6013FR  |
|------------------------------|--|---|--|--|---|
| Code                         | 302446   | 300758  | 267198   | 272909   | 288515  |
| Description                  | 60cm N70 Induction Hob Black   | 60cm N70 Induction Hob Black  | Samsung 60cm Slim Fit Induction Hob  | Samsung 60cm Slim Fit Induction Hob  | CDA HN6013FR 4 Zone Black Induction Hob - 60cm  |
| Control                      | Multitouch+  | Multitouch+   | Touch  | Touch  | Touch   |
| Zones                        | 4  | 4   | 4  | 4  | 4   |
| Electrical Connection (amps) | 32   | 32  | 32   | 32   | 13  |
| Size                         | H 51 x W 592 x D 522 mm<br>Aperture: H 51 x W 560-560 x D 490-500 mm   | H 51 x W 592 x D 522 mm<br>Aperture: H 51 x W 560-560 x D 490-500 mm  | H 48 x W 590 x D 520mm   | H 48 x W 590 x D 520mm   | H 49 x W 592 x D 522mm  |
| Additional Features          | <ul style="list-style-type: none"> <li>- Twist Touch®: control your hob with a twist of your finger</li> <li>- Combi Induction</li> <li>- Home Connect</li> <li>- Smart Hood Automatic</li> <li>- 17 Power Levels</li> <li>- Power Boost</li> <li>- Timer</li> </ul> | <ul style="list-style-type: none"> <li>- Twist Touch®: control your hob with a twist of your finger</li> <li>- Flex Induction</li> <li>- Extended Frying Sensor</li> <li>- Smart Hood Automatic</li> <li>- Home Connect: monitor your hob via the app</li> <li>- 17 Power Levels</li> <li>- Power Boost</li> <li>- Timer</li> </ul> | <ul style="list-style-type: none"> <li>- Slim Fit (worktops &gt;10mm)</li> <li>- Sliding Control</li> <li>- 4 Burner</li> <li>- Child Safty Lock</li> <li>- WiFi Control</li> <li>- 5 Year Warranty</li> </ul> | <ul style="list-style-type: none"> <li>- Slim Fit (worktops &gt;10mm)</li> <li>- Sliding Control</li> <li>- 4 Burner</li> <li>- Flex Zone Plus</li> <li>- Child Safty Lock</li> <li>- WiFi Control</li> <li>- 5 Year Warranty</li> </ul> | <ul style="list-style-type: none"> <li>- Slim depth</li> <li>- Plug and Play</li> <li>- Timer</li> <li>- Pause function</li> <li>- Child lock</li> <li>- 3 precision programmes</li> <li>- Boost function on all zones</li> </ul> |

## 80cm Induction Hobs

| MODEL                        | AEG IPE84531FB  | AEG NIK85M00AZ  | AEG IAX84411CB   | AEG IKX84401CB   | Bosch PXV831HC1E  |
|------------------------------|---|---|--|--|---|
| Code                         | 206538  | 303192  | 303189   | 310728   | 302444  |
| Description                  | 80cm 4 Zone Pure Induction Hob  | 80cm SaphirMatt Induction Hob   | 80cm SenseBoil Induction Hob   | 80cm Induction Hob Black   | Series 6 80cm Induction Hob Black   |
| Control                      | Direct Touch  | Direct Touch  | Direct Touch   |  | Multitouch+   |
| Zones                        | 4   | 5   | 4  | 4  | 5   |
| Electrical Connection (amps) | 32z   | 32  | 32   | 32   | 32  |
| Size                         | H 44 x W 750 x D 490mm<br>Aperture: W 750 x D 490mm   | H 44 x W 800 x D 520mm<br>Aperture: W 750 x D 490mm   | H 44 x W 780 x D 520mm<br>Aperture: W 750 x D 490mm  | W 770 x D 510mm  | H 51 x W 802 x D 522mm<br>Aperture: H 51 x W 750 x D 490-500mm  |
| Additional Features          | <ul style="list-style-type: none"> <li>- Hob2Hood technology for a fresh-smelling kitchen</li> <li>- LED-lit slider controls show active cooking zones for total clarity every time</li> <li>- Get accurate results for each dish with the individual zone timer</li> </ul> | <ul style="list-style-type: none"> <li>- SaphirMatt, up to 4 times more scratch resistant</li> <li>- DoubleBridge Function</li> <li>- PowerBoost</li> <li>- Hob2Hood® connected</li> <li>- Heat Memory</li> </ul> | <ul style="list-style-type: none"> <li>- SenseBoil detects rising bubbles and automatically reduces zone to a low simmer</li> <li>- Touch slide controls</li> <li>- PowerBoost</li> <li>- Hob2Hood® connected</li> </ul> | <ul style="list-style-type: none"> <li>- Hob2Hood technology for a fresh-smelling kitchen</li> </ul> | <ul style="list-style-type: none"> <li>- DirectSelect</li> <li>- FlexInduction</li> <li>- PerfectFry Plus</li> <li>- Smart Hood Automatic</li> <li>- 17 Power Levels</li> <li>- Power Boost</li> <li>- Timer</li> </ul> |

## 60cm Induction Hobs 80cm Induction Hobs

| MODEL                        | Matrix MHN101FR  | AEG IKE85751FB   | AEG IAE84421FB   | AEG IKK86681FB   | AEG IAE84411FB  |
|------------------------------|--|--|--|--|---|
| Code                         | 288513   | 270539   | 284572   | 284573   | 206535  |
| Description                  | Matrix MHN101FR 4 Zone Black Induction Hob - 60cm  | 80cm Induction Hob   | 80cm Induction Hob   | 80cm Induction Hob   | 80cm 4 Zone Induction Hob with SenseBoil®   |
| Control                      | Touch  | Touch  | Touch  | Touch  | Direct Touch  |
| Zones                        | 4  | 5  | 4  | 6  | 4   |
| Electrical Connection (amps) | 32   | 32   | 32   | 32   | 32  |
| Size                         | 60cm   | H 44 x W 780 x D 520mm<br>Aperture: W 750 x D 490mm  | H 44 x W 780 x D 520mm   | H 44 x W 780 x D 520mm   | H 44 x W 750 x D 490mm<br>Aperture: W 750 x D 490mm   |
| Additional Features          | <ul style="list-style-type: none"> <li>- 9 power levels</li> <li>- Boost function on all zones</li> <li>- Automatic pan detection</li> <li>- Overheat detection</li> <li>- Overflow detection</li> <li>- Timer</li> <li>- Safety key lock</li> </ul> | <ul style="list-style-type: none"> <li>- Left and Right Bridge</li> <li>- Hob2Hood</li> <li>- PowerBoost</li> <li>- Individual Zone Timers</li> <li>- Pause</li> </ul> | <ul style="list-style-type: none"> <li>- Power Boost</li> <li>- Direct Touch Control</li> <li>- Boil Sensor</li> </ul> | <ul style="list-style-type: none"> <li>- TotalFlex</li> <li>- Active Touch</li> <li>- Hob2Hood</li> <li>- Power Boost</li> </ul> | <ul style="list-style-type: none"> <li>- Self-sizing cooking zones</li> <li>- Hob2Hood</li> <li>- Direct access touch controls</li> <li>- Stop &amp; go</li> <li>- Power boost</li> <li>- Control Position: Front Middle</li> </ul> |

## 80cm Induction Hobs

| MODEL                        | NEFF T68FUV4L0   | NEFF T58FW1L0  | Samsung NZ85C6058FK/U1   | AEG HDB95623NB   | AEG IKK93431FB  |
|------------------------------|--|--|--|--|---|
| Code                         | 289750   | 302447   | 285172   | 285256   | 217560  |
| Description                  | 80cm N90 Flex Induction Hob  | 80cm N70 Induction Hob Black   | Samsung 80cm Slim Fit Induction Hob  | 90cm Dual Fuel Gas & Induction Hob   | 90cm 3 Zone MaxiSense® Induction Hob  |
| Control                      | TwistPad   | Multitouch+  | Touch  | Touch  | Direct Touch  |
| Zones                        | 5  | 5  | 5  | 5  | 3   |
| Electrical Connection (amps) | 32   | 32   | 32   | 30   | 32  |
| Size                         | H 51 x W 802 x D 522mm<br>Aperture: H 51 x W 750 x D 490-500mm   | H 51 x W 802 x D 522mm<br>Aperture: H 51 x W 750 x D 490-500mm   | H 48 x W 800 x D 520mm   | H 47 x W 880 x D 520mm   | H 44 x W 910 x D 410mm<br>Aperture: W 880 x D 380mm   |
| Additional Features          | <ul style="list-style-type: none"> <li>- Twist Pad®</li> <li>- Home Connect - monitor your hob via the App</li> <li>- Power Boost - An extra surge of heat when you need fast results</li> </ul> | <ul style="list-style-type: none"> <li>- Twist Touch®</li> <li>- Combi Induction</li> <li>- Smart Hood Automatic</li> <li>- Home Connect</li> <li>- 17 Power Levels</li> <li>- Power Boost</li> <li>- Timer</li> </ul> | <ul style="list-style-type: none"> <li>- Slim Fit (worktops &gt;10mm)</li> <li>- Touch / Magnetic Knob</li> <li>- 5 Burner</li> <li>- Flex Zone Plus</li> <li>- Child Safty Lock</li> <li>- WiFi Control</li> <li>- 5 Year Warranty</li> </ul> | <ul style="list-style-type: none"> <li>- Step Power</li> <li>- Vertical Flame</li> <li>- Automatic shut off</li> </ul> | <ul style="list-style-type: none"> <li>- Self-sizing cooking zones</li> <li>- Hob2Hood</li> <li>- Direct access touch controls</li> <li>- Stop &amp; go</li> <li>- Power boost</li> </ul> |

## 90cm Induction Hobs

## 90cm Induction Hobs Induction Hobs with Extractor

| MODEL                        | NEFF T69FUV4L0  | NEFF V56NBS1L0  | Bosch PVS611B16E   | AEG TCH74B01CB   |
|------------------------------|---|---|--|--|
| Code                         | 288658  | 302567  | 302565   | 303193   |
| Description                  | N90 Flex Black Induction Hob - 90cm   | N50 Induction hob with integrated ventilation system  | Series 4 Induction hob with integrated ventilation system 60cm surface mount without frame   | 70cm Induction Hob with Recirculation Extractor  |
| Control                      | TwistPad  | Touch   | TouchSelect  | Direct Touch   |
| Zones                        | 5   | 4   | 4  | 4  |
| Electrical Connection (amps) | 32  | 32  | 32   | 32   |
| Size                         | H 51 x W 918 x D 522mm<br>Aperture: H 51 x W 880 x D 490-500mm  | H 223 x W 592 x D 522 mm  | H 223 x W 592 x D 522 mm   | H 225 x W 700 x D 510mm<br>Aperture: W 680 x D 490mm   |
| Additional Features          | <ul style="list-style-type: none"> <li>- PowerTransfer</li> <li>- Home Connect with - Remote Monitoring</li> <li>- ReStart function</li> <li>- Power Boost</li> </ul> | <ul style="list-style-type: none"> <li>- Touch Control</li> <li>- 2 individual induction cooking zones or 1 large combined induction cooking zone</li> <li>- High Extraction Rate</li> <li>- Easy-clean filters, Easy to remove and dishwasher-safe</li> <li>- 17 Power Levels</li> <li>- Power Boost</li> <li>- Timer</li> </ul> | <ul style="list-style-type: none"> <li>- TouchSelect</li> <li>- CombiZone</li> <li>- PowerBoost: up to 50% more power for faster heating on your induction hob</li> <li>- Easy-clean filters, Easy to remove and dishwasher-safe</li> <li>- 17 Power Levels</li> <li>- Power Boost</li> <li>- Timer</li> </ul> | <ul style="list-style-type: none"> <li>- Fits in a 60cm cabinet</li> <li>- Link 2 zones with the Bridge function</li> <li>- Automatic extraction control</li> <li>- Long life carbon filter</li> <li>- Auto pot detection</li> </ul> |

| MODEL                        | NEFF V68AUX4C0   | AEG CCE84543FB   | AEG CCE84779FBAEG   | Bosch PVS811B16E   |
|------------------------------|--|--|---|--|
| Code                         | 302445   | 284571   | 267196  | 302566   |
| Description                  | N90 Induction hob with integrated ventilation system   | 80cm Induction Hob with Recirculation Extractor  | 83cm Flexibridge Hob  | Series 4 Induction hob with integrated ventilation system 80 cm surface mount without frame  |
| Control                      | TwistPad Flex  | Touch  | Direct Touch  | TouchSelect  |
| Zones                        | 2 flex induction cooking zones   | 4  | 4   | 2 CombiZones   |
| Electrical Connection (amps) | 32   | 32   | 32  | 32   |
| Size                         | H 223 x W 834 x D 527 mm   | H 212 x W 780 x D 520mm  | H 212 x W 830 x D 515mm<br>Aperture: W 780 x D 490mm  | H 223 x W 802 x D 522 mm   |
| Additional Features          | <ul style="list-style-type: none"> <li>- Twist Pad®</li> <li>- Intuitive Flex Zones</li> <li>- Automatic Air Sensor</li> <li>- Home Connect</li> <li>- Easy-clean filters, easy to remove and dishwasher-safe</li> <li>- 17 Power Levels, Power Boost</li> </ul> | <ul style="list-style-type: none"> <li>- Hob2Hood</li> <li>- Boost function</li> <li>- 2in1 Filter Included</li> <li>- Combine 2 cooking zones with the Bridge function</li> </ul> | <ul style="list-style-type: none"> <li>- Extraction: Recirculation</li> <li>- 2in1 Filter included</li> <li>- Filter clean indicator</li> <li>- Double Flexibridge left and Right</li> <li>- Powerboost</li> <li>- Connected to MY AEG App</li> </ul> | <ul style="list-style-type: none"> <li>- TouchSelect</li> <li>- CombiZone: More flexibility by combining two cooking zones</li> <li>- PowerBoost</li> <li>- Easy-clean filters</li> <li>- 17 Power Levels, Power Boost</li> <li>- Timer</li> </ul> |

## 60cm Ceramic Hob

| MODEL                        | AEG HRX64360C            |
|------------------------------|--------------------------|
| Code                         | 310726                   |
| Description                  | 60cm Ceramic Hob - Black |
| Control                      |                          |
| Zones                        | 4                        |
| Electrical Connection (amps) | 16                       |
| Size                         | W 590 x D 520mm          |
| Additional Features          | - Adjustable timer       |



# Hoods

## Island

Make your island the real focus of the kitchen by complementing it with an island hood, combining the practicality of a hood with the elegant design statement of a centrepiece light.



## Designer

Streamlined and elegant, a designer hood will bring a bold and unique feel to your kitchen.

## Chimney

From traditional to ultra-modern styles, these designs will create a stunning statement piece in your home.



## 60cm Designer Hoods

|  |  |  |                     |  |
|--|---|---|--|---|
| <b>MODEL</b>                             | AEG DVE5671HR   | AEG DVE5671HG   | AEG DVX5661HB  | Bosch DWK65DK60B  |
| <b>Code</b>                              | 285162  | 231782  | 303169   | 292125  |
| <b>Description</b>                       | Matt Black 60cm Designer Glass Screen Hood  | 60cm Designer Hood  | 60cm Screen Hood   | Series 2 60cm Chimney Cooker Hood - Black   |
| <b>Max. Extraction Rate</b>              | 700m³/h   | 425/700m³/h intensive   | 575/710m³/h intensive  | 430m³/h   |
| <b>Speed Settings</b>                    | 3 + 2 Intensive   | 3 + 1 intensive   | 3 + 1 intensive  | 3 + 1 intensive   |
| <b>Noise Level (ducted/recirculated)</b> | 54/73 dB(A)   | 54/73 dB(A)   | 52/66 dB(A)  | 51/72 dB(A)   |
| <b>Electrical Connection (amps)</b>      | 13  | 13  | 13   | 13  |
| <b>Size</b>                              | H 380 x W 598 x D 418mm   | H (1265-915) 380 x W 598 x D 418mm  | H 543 x W 598 x D 396mm  | H 375 x W 590 x D 32mm  |
| <b>Energy Rating</b>                     | A   | A   | A  | A   |
| <b>Additional Features</b>               | - Silencetech<br>- Hob2Hood<br>- LED lighting                                       | - Charcoal and grease filter included<br>- Breeze function<br>- Hob2Hood            | - Charcoal filter available as accessory (MCFB78)<br>- Breeze function<br>- Hob2Hood<br>- LED lighting | - Minimum noise<br>- LED lighting   |

## 60cm Designer Hoods

|  |    |  |   |
|--|---|---|--|
| <b>MODEL</b>                             | NEFF D65IFN1S0B   | CDA EVA60BL   | Bosch DWK85DK60B   |
| <b>Code</b>                              | 302454  | 288516  | 292126   |
| <b>Description</b>                       | N50 Wall-Mounted Cooker Hood  | CDA EVA60BL 60cm Angled Chimney Cooker Hood - Black                                   | Series 2 80cm Chimney Cooker Hood - Black  |
| <b>Max. Extraction Rate</b>              | 768 m³/h  | 350 m³/h  | 430 m³/h   |
| <b>Speed Settings</b>                    | 3-stages + intensive  | 3   | 3 + 1 intensive  |
| <b>Noise Level (ducted/recirculated)</b> | 56/68 dB(A)   | 64  | 51/72 dB(A)  |
| <b>Electrical Connection (amps)</b>      | 10  | 3A  | 10   |
| <b>Size</b>                              | H 753-996 x W 590 x D 433mm   | H 1110-930 x W 600 x D330mm   | H 375 x W 790 x D 325mm  |
| <b>Energy Rating</b>                     | A+  | B   | A  |
| <b>Additional Features</b>               | - Touch Control<br>- LED White Colour Temperature Control<br>- Efficient Drive Motor – Quiet and energy-efficient hood motor for a calmer kitchen | - Touch control<br>- 15 minute timer<br>- Ducted/ recirculating installation          | - Especially silent: maximum hood performance, minimum noise<br>- Intensive speed setting: removes strong kitchen odours quickly and effectively |

## 80cm Designer Hood

## 80cm Designer Hoods

## 90cm Designer Hoods

| MODEL                             | NEFF D85IFN1S0B   | AEG DVE5971HR   | AEG DVK6981HB   | AEG DVE5971HG  |
|-----------------------------------|---|---|---|--|
| Code                              | 302455  | 285161  | 231781  | 231791   |
| Description                       | N50 Wall-Mounted Cooker Hood  | Matt Black 90cm Designer Glass Screen Hood  | 90cm Designer Hood  | 90cm Designer Hood   |
| Max. Extraction Rate              | 768 m³/h  | 700m³/h   | 720/750m³/h intensive   | 425/700m³/h intensive  |
| Speed Settings                    | 3-stages + intensive  | 3 + 2 Intensive   | 3 + 2 intensive   | 3 + 1 intensive  |
| Noise Level (ducted/recirculated) | 56/68 dB (A)  | 54/73 dB(A)   | 54/68 dB(A)   | 54/73 dB(A)  |
| Electrical Connection (amps)      | 10  | 13  | 13  | 13   |
| Size                              | H 753-996 x W 790 x D 433mm   | H 380 x W 898 x D 418mm   | H (1260-915) 380 x W 896 x D 456mm  | H (1265-915) 380 x W 898 x D 418mm   |
| Energy Rating                     | A+  | A   | A+  | A  |
| Additional Features               | <ul style="list-style-type: none"> <li>- Touch Control</li> <li>- LED White Colour Temperature Control</li> <li>- Efficient Drive Motor – Quiet and energy-efficient hood motor for a calmer kitchen</li> </ul> | <ul style="list-style-type: none"> <li>- Silencetech</li> <li>- Hob2Hood</li> <li>- LED lighting</li> </ul> | <ul style="list-style-type: none"> <li>- Charcoal and grease filter included</li> <li>- Breeze function</li> <li>- Silent tech</li> <li>- Hob2Hood</li> </ul> | <ul style="list-style-type: none"> <li>- Charcoal and grease filter included</li> <li>- Breeze function</li> <li>- Hob2Hood</li> </ul> |

## 60cm Chimney Hoods

| MODEL                             | AEG DBX4651M   | AEG DBX3650M                                      | AEG DTB3653M                       | AEG DTB3654M                                      |
|-----------------------------------|--|---|------------------------------------|---|
| Code                              | 303860   | 310731  | 310732                             | 310733  |
| Description                       | 60cm Chimney Hood  | 60cm ExtractionTech Cooker Hood - Stainless Steel | 60cm Cooker Hood - Stainless Steel | 60cm ExtractionTech Cooker Hood - Stainless Steel |
| Max. Extraction Rate              | 600m³/h  | 600m³/h   | 500m³/h                            | 600m³/h   |
| Speed Settings                    | 3  | 3   | 3                                  | 3   |
| Noise Level (ducted/recirculated) | 66/70 dB(A)  | 51/69 dB(A)                                       | 57/69 dB(A)                        | 52/69 dB(A)                                       |
| Electrical Connection (amps)      | 13   | 13  | 13                                 | 13  |
| Size                              | H 1180-563 x W 598 x D 450mm   | H 1180 x W 598 x D 450mm                          | H 1020 x W 600 x D 500mm           | H 1020 x W 600 x D 500mm                          |
| Energy Rating                     | B  | C   | C                                  | C   |
| Additional Features               | <ul style="list-style-type: none"> <li>- Charcoal filter available as accessory (ECFB01)</li> <li>- Efficient, powerful motor</li> <li>- LED lighting</li> </ul> |   |                                    |   |

## 90cm Designer Hoods

## 60cm Chimney Hoods

| MODEL                             | AEG DVX5961HB  | AEG DBE5681HR   | AEG DBE5661HG  | AEG DKB4650M  |
|-----------------------------------|--|---|--|---|
| Code                              | 303182   | 285165  | 231785   | 157635  |
| Description                       | 90cm Screen Hood   | Matt Black 60cm Chimney Hood  | 60cm Chimney Hood  | 60cm Chimney Cooker Hood Stainless Steel  |
| Max. Extraction Rate              | 575/710m³/h intensive  | 720m³/h   | 480/700m³/h intensive  | 603m³/h   |
| Speed Settings                    | 3 + 1 intensive  | 3 + 1 intensive   | 3 + 1 intensive  | 3   |
| Noise Level (ducted/recirculated) | 52/66 dB(A)  | 68/73 dB(A)   | 54/65 dB(A)  | 69/75 dB(A)   |
| Electrical Connection (amps)      | 13   | 13  | 13   | 10  |
| Size                              | H 543 x W 898 x D 396mm  | H 618 x W 598 x D 454mm   | H (1204-759) 60 x W 598 x D 455mm  | H 665-1090 x W 598 x D 500mm  |
| Energy Rating                     | A  | A   | A  | B   |
| Additional Features               | <ul style="list-style-type: none"> <li>- Charcoal filter available as accessory (MCFB78)</li> <li>- Breeze function</li> <li>- Hob2Hood</li> <li>- LED lighting</li> </ul> | <ul style="list-style-type: none"> <li>- Hob2Hood</li> <li>- LED lighting</li> <li>- Breeze function</li> </ul> | <ul style="list-style-type: none"> <li>- Charcoal and grease filter included</li> <li>- Breeze function</li> <li>- Hob2Hood</li> </ul> | <ul style="list-style-type: none"> <li>- Charcoal and grease filter included</li> <li>- 2 x LED spotlights</li> </ul> |

## 60cm Chimney Hoods

| MODEL                             | Bosch DWB66BC60B                             | NEFF D65BMP5N0B   | Samsung NK24C5703TM/UR  |
|-----------------------------------|--|---|---|
| Code                              | 302451                                       | 210023  | 285236  |
| Description                       | 60cm Series 2 Wall-Mounted Cooker Hood Black | N70 60cm Chimney Cooker Hood Stainless Steel  | 60cm Cooker Hood with Auto Connectivity   |
| Max. Extraction Rate              | 621 m³/h                                     | 657m³/h   | 622m³/h   |
| Speed Settings                    | 3  | 3 + 2 intensive   | 4   |
| Noise Level (ducted/recirculated) | 69/74 dB                                     | 61/71 dB(A)   | 72/75 dB(A)   |
| Electrical Connection (amps)      | 13   | 10  | 13  |
| Size                              | H 635-935 x W 600 x D 53mm                   | H 614-954 x W 598 x D 500mm   | H 706 x W 598 x D 505mm   |
| Energy Rating                     | B  | A   | A   |
| Additional Features               | —  | <ul style="list-style-type: none"> <li>- High extraction rate</li> <li>- Efficient Drive Motor</li> <li>- Can be ducted or recirculating</li> </ul> | <ul style="list-style-type: none"> <li>- Power Ventilation System</li> <li>- Dishwashable Aluminium Filter</li> <li>- Auto connectivity wirelessly</li> </ul> |



## 90cm Chimney Hoods

| MODEL                             | AEG DBE5961HG  | AEG DKB4950M  | AEG DTB3953M                       | Bosch DWB96BC60B  |
|-----------------------------------|--|---|------------------------------------|---|
| Code                              | 231784   | 157636  | 310729                             | 302452  |
| Description                       | 90cm Chimney Hood  | 90cm Chimney Cooker Hood - Stainless Steel                    | 90cm Cooker Hood - Stainless Steel | 90cm Series 2 Wall-Mounted Cooker Hood Black              |
| Max. Extraction Rate              | 480/700m³/h intensive  | 603m³/h   | 500m³/h                            | 619 m³/h  |
| Speed Settings                    | 3 + 1 intensive  | 3   | 3                                  | 3   |
| Noise Level (ducted/recirculated) | 54/65 dB(A)  | 69/75 dB(A)   | 57/69 dB(A)                        | 70/74 dB  |
| Electrical Connection (amps)      | 13   | 10  | 10                                 | 13  |
| Size                              | H (1204-759) 60 x W 898 x D 455mm  | H 740-1090 x W 898 x D 500mm                                  | H 1020 x W 898 x D 500mm           | H 635-935 x W 900 x D 53mm                                |
| Energy Rating                     | A  | B   | C                                  | B   |
| Additional Features               | - Charcoal and grease filter included<br>- Breeze function<br>- Hob2Hood | - Charcoal and grease filter included<br>- 2 x LED spotlights |                                    | - Push Controls<br>- 3 Speeds + Intensive<br>- LED Lights |

## Downdraft Hoods

| MODEL                             | NEFF I88WMM1S7B  | NEFF I98WMM1S7B  | AEG DDE5980G  |
|-----------------------------------|--|--|---|
| Code                              | 302456   | 302457   | 157646  |
| Description                       | N90 Downdraft Hood 80cm  | N90 Downdraft Hood 90cm  | 90cm Downdraft Cooker Hood  |
| Max. Extraction Rate              | 775 m³/h   | 833 m³/h   | 350/700m³/h intensive   |
| Speed Settings                    | 3-stage + 2 intensive  | 3-stage + 2 intensive  | 3 + 2 Intensive   |
| Noise Level (ducted/recirculated) | 62/70 dB   | 62/71 DB   | 40/54 dB(A)   |
| Electrical Connection (amps)      | 32   | 32   | 10  |
| Size                              | H 709-959 x W802 x D 140mm   | H 709-959 x W 918 x D 140mm  | H 407 x W 880 x D 95mm  |
| Energy Rating                     | A  | A  | A   |
| Additional Features               | - Guided Air Technology – Equally powerful steam extraction all over the cooktop<br>- Glass Panel with Illumination – 25 million colour options for inspiring illumination of your cooktop<br>- Climate Control Sensor | - Guided Air Technology – Equally powerful steam extraction all over the cooktop<br>- Glass Panel with Illumination – 25 million colour options for inspiring illumination of your cooktop<br>- Climate Control Sensor | - Breeze function<br>- Silent tech<br>- Charcoal and grease filter included |

## 90cm Chimney Hoods

| MODEL                             | NEFF D95BMP5N0B   | Samsung NK36C5703TM/UR  | AEG DLE0431B  | AEG DLE0630B  |
|-----------------------------------|---|---|---|---|
| Code                              | 210025  | 285237  | 206540  | 206539  |
| Description                       | N70 90cm Chimney Cooker Hood Stainless Steel  | 90cm Cooker Hood with Auto Connectivity   | Moon 50cm Island Hood Black   | Gemini 66cm Island Hood Black   |
| Max. Extraction Rate              | 427m³/h   | 668m³/h   | 350m³/hr  | 350m³/hr  |
| Speed Settings                    | 3 + 2 intensive   | 4   | 3 + intensive   | 3 + intensive   |
| Noise Level (ducted/recirculated) | 55/66 dB(A)   | 72/75 dB(A)   | 70 dB(A)  | 70 dB(A)  |
| Electrical Connection (amps)      | 10  | 13  | 3   | 3   |
| Size                              | H 614-1064 x W 898 x D 500mm  | H 708 x W 898 x D 45mm  | H 850-1250 x W 500 x D 500mm  | H 850-1250 x W 655 x D 655mm  |
| Energy Rating                     | A   | A   | —   | —   |
| Additional Features               | - Efficient Drive Motor<br>- Intensive speed setting<br>- Can be ducted or recirculated | - Power Ventilation System<br>- Dishwashable Aluminium Filter<br>- Auto connectivity wirelessly | - Unique design and quality finish<br>- Single electronic control for all functions<br>- Settings can be monitored and adjusted with just one touch | - Unique design and quality finish<br>- Single electronic control for all functions<br>- Settings can be monitored and adjusted with just one touch |

## Island Hoods

## Ceiling Hoods

| MODEL                             | AEG DCK5281HG                | NEFF I95CAQ6N0B  | AEG DGE5661HB                | AEG DGE5661HM  |
|-----------------------------------|------------------------------|--|------------------------------|--|
| Code                              | 231788                       | 205966   | 285163                       | 231913   |
| Description                       | 120cm Ceiling Hood           | N50 90cm Ceiling Cooker Hood with Home Connect   | Matt Black 54cm Canopy Hood  | 60cm Canopy Hood   |
| Max. Extraction Rate              | 700 m3/hr                    | 798m³/h  | 580m³/h                      | 435/700m³/h intensive  |
| Speed Settings                    | 3 + 1 intensive              | 3 + 2 intensive  | 3 + 1 intensive              | 3 + 1 intensive  |
| Noise Level (ducted/recirculated) | 75dB(A)                      | 56 dB  | 67/74 dB(A)                  | 67/74 dB(A)  |
| Electrical Connection (amps)      | 13                           | 13   | 13                           | 13   |
| Size                              | H 460 x W 1320 x D 700mm     | H 300 x W 900 x D 500mm  | H 331 x W 540 x D 300mm      | H 331 x W 540 x D 300mm  |
| Energy Rating                     | A+                           | A  | A                            | A  |
| Additional Features               | - Hob2Hood<br>- LED lighting | - Home Connect<br>- Hob-Hood Control with WiFi enabled hob T68TS6RNO<br>- softLight Dimmer Function<br>- 2 metal grease filter cassettes and easy to clean inner frame | - Hob2Hood<br>- LED lighting | - Charcoal and grease filter included<br>- Hob2Hood<br>- Remote control included |

## Canopy Hoods

## Canopy Hoods

| MODEL                             | AEG<br>GDG966AB   | AEG<br>DGE5861HM   | AEG<br>DGE5861HB   | AEG<br>GDG969AB   |
|-----------------------------------|---|--|--|---|
| Code                              | 303149  | 231912   | 285164   | 303168  |
| Description                       | 60cm AutoSense Canopy Hood  | 80cm Canopy Hood   | Matt Black 80cm Canopy Hood  | 90cm AutoSense Canopy Hood  |
| Max. Extraction Rate              | 400/680m <sup>3</sup> /h intensive  | 435/700m <sup>3</sup> /h intensive   | 580m <sup>3</sup> /h   | 400/680m <sup>3</sup> /h intensive  |
| Speed Settings                    | 3 + 1 intensive   | 3 + 1 intensive  | 3 + 1 intensive  | 3 + 1 intensive   |
| Noise Level (ducted/recirculated) | 54 dB(A)  | 67/74 dB(A)  | 67/74 dB(A)  | 54 dB(A)  |
| Electrical Connection (amps)      | 13  | 13   | 13   | 13  |
| Size                              | H 459 x W 542 x D 300mm   | H 331 x W 770 x D 300mm  | H 331 x W 770 x D 300mm  | H 459 x W 772 x D 300mm   |
| Energy Rating                     | A++   | A  | A  | A++   |
| Additional Features               | <ul style="list-style-type: none"> <li>- AutoSense detects steam, grease and odours and adjusts automatically</li> <li>- Perfect Illumination lighting</li> <li>- SilenceTech</li> <li>- Breeze function</li> </ul> | <ul style="list-style-type: none"> <li>- Charcoal and grease filter included</li> <li>- Hob2Hood</li> <li>- Remote control included</li> </ul> | <ul style="list-style-type: none"> <li>- Hob2Hood</li> <li>- LED lighting</li> </ul> | <ul style="list-style-type: none"> <li>- AutoSense detects steam, grease and odours and adjusts automatically</li> <li>- Perfect Illumination lighting</li> <li>- SilenceTech</li> <li>- Breeze function</li> </ul> |

## Integrated Hoods

| MODEL                             | AEG<br>DPB3632S   | AEG<br>GDP866PB  | AEG<br>DPB3932S   | AEG<br>GDP869PB  |
|-----------------------------------|---|--|---|--|
| Code                              | 206209  | 303147   | 206234  | 303148   |
| Description                       | 60cm Telescopic Cooker Hood   | 60cm Pull Out Hood   | 90cm Telescopic Cooker Hood   | 90cm Pull Out Hood   |
| Max. Extraction Rate              | 370m <sup>3</sup> /h  | 400/650m <sup>3</sup> /h intensive   | 370m <sup>3</sup> /h  | 400/650m <sup>3</sup> /h intensive   |
| Speed Settings                    | 3   | 3 + 1 intensive  | 3   | 3 + 1 intensive  |
| Noise Level (ducted/recirculated) | 68/69 dB(A)   | 55 dB(A)   | 68/69 dB(A)   | 55 dB(A)   |
| Electrical Connection (amps)      | 10  | —  | 10  | —  |
| Size                              | H 179-179 x W 598 x D 284mm   | H 395 x W 598 x D 304mm  | H 179 x W 900 x D 284mm   | H 395 x W 898 x D 304mm  |
| Energy Rating                     | C   | A  | C   | A  |
| Additional Features               | <ul style="list-style-type: none"> <li>- Discreet hood only visible when in use</li> <li>- Pull out smoothly to activate, push back into place when idle</li> <li>- Charcoal filter included</li> </ul> | <ul style="list-style-type: none"> <li>- Perfect Illumination lighting</li> <li>- SilenceTech</li> <li>- Breeze function</li> <li>- Hob2Hood®</li> </ul> | <ul style="list-style-type: none"> <li>- Discreet hood only visible when in use</li> <li>- Pull out smoothly to activate, push back into place when idle</li> <li>- Charcoal filter included</li> </ul> | <ul style="list-style-type: none"> <li>- Perfect Illumination lighting</li> <li>- SilenceTech</li> <li>- Breeze function</li> <li>- Hob2Hood®</li> </ul> |

## Canopy Hoods

| MODEL                             | Bosch<br>DLN53AA70B  | NEFF<br>D55MH56N0B  | CDA<br>CCG60BL  |
|-----------------------------------|--|---|---|
| Code                              | 302453   | 231668  | 288517  |
| Description                       | 53cm Series 2 Canopy Cooker Hood Anthracite  | N50 52cm Canopy Cooker Hood   | CDA CCG60BL 60cm Canopy Hood - Black  |
| Max. Extraction Rate              | 302 m <sup>3</sup> /h  | 650m <sup>3</sup> /h  | 540   |
| Speed Settings                    | 3  | 3 + intensive   | 3 + booster   |
| Noise Level (ducted/recirculated) | 62/65 dB   | 67 dB(A) / 74 dB(A)   | 66  |
| Electrical Connection (amps)      | 13   | 3   | 3A  |
| Size                              | H 208 x W 493 x D 257mm  | H 418 x W 520 x D 300mm   | 60cm  |
| Energy Rating                     | D  | D   | A   |
| Additional Features               | <ul style="list-style-type: none"> <li>- LED Illumination: The energy-saving lighting provides bright and clear lighting for the hob area</li> <li>- High extraction rate - for continuously clean air in the kitchen</li> <li>- 3-speed power level options to suit your cooking style and recipes</li> </ul> | <ul style="list-style-type: none"> <li>- Designed to fit neatly under an overhead unit or cabinet</li> <li>- 2 LED Lights</li> <li>- Washable metal grease filters</li> </ul> | <ul style="list-style-type: none"> <li>- Gesture control</li> <li>- Touch control</li> <li>- Ducted/ recirculating installation</li> <li>- Timer</li> </ul> |

## Integrated Hoods

| MODEL                             | NEFF<br>D46ED22N1B  | AEG<br>GDE686HM   | AEG<br>GDE689HM   |
|-----------------------------------|---|---|---|
| Code                              | 241268  | 303145  | 303146  |
| Description                       | N50 60cm Telescopic Hood  | 60cm Integrated Hood  | 90cm Integrated Hood  |
| Max. Extraction Rate              | 400 m <sup>3</sup> /h   | 445/775m <sup>3</sup> /h intensive  | 445/775m <sup>3</sup> /h intensive  |
| Speed Settings                    | 3 + 1 intensive   | 3 + 1 intensive   | 3 + 1 intensive   |
| Noise Level (ducted/recirculated) | 62/69 dB(A)   | 57/60 dB(A)   | 57/60 dB(A)   |
| Electrical Connection (amps)      | 10  | 13  | 13  |
| Size                              | H 203 x W 598 x D 290mm   | H 330 x W 600 x D 308mm   | H 330 x W 900 x D 308mm   |
| Energy Rating                     | A   | A   | A   |
| Additional Features               | <ul style="list-style-type: none"> <li>- Automatic intensive revert (6mins)</li> <li>- Automatic after running (10 minutes)</li> <li>- 2 metal grease filter cassettes</li> </ul> | <ul style="list-style-type: none"> <li>- Hob2Hood®</li> <li>- LED strip lighting</li> <li>- Filter cleaning notification</li> </ul> | <ul style="list-style-type: none"> <li>- Hob2Hood®</li> <li>- LED strip lighting</li> <li>- Filter cleaning notification</li> </ul> |

## Ducting Kits/ Recirculation charcoal filters

| MODEL               | NEFF Z51AI11X6  | NEFF Z51IT11X4   | NEFF Z52JCC1N6   | NEFF Z811DU0   | NEFF Z51AIV1X6   |
|---------------------|---|--|--|--|--|
| Code                | 250166  | 263628   | 231413   | 231670   | 256914   |
| Description         | CleanAir Plus Anti-Pollen Recirculation kit for D65IHM1S0B & D95IHM1S0B – with chimney installation   | Cleanair recirculation Kit for D46ED22N1B 241268   | Clean Air Plus, Anti pollen recirculation module for I95CAQ6N0B  | Fully ducted starter kit for Venting model T58TL6EN2   | CleanAir Plus Anti-Pollen Recirculation kit for 157606 D65IHM1S0B & 157607 D95IHM1S0B - to be used in a 'CHIMLESS' Installation                              |
| Additional Features | <ul style="list-style-type: none"> <li>- &gt;90% odour reduction</li> <li>- Noise reduction up to 5dB</li> <li>- &gt;99% of pollen is neutralised</li> <li>- Anti-fish functionality</li> <li>- Lifetime minimum 12 months</li> <li>- Improved performance up to 100m<sup>3</sup>h</li> </ul> | <ul style="list-style-type: none"> <li>- Anti-fish functionality</li> <li>- Noise reduction and improved air extraction</li> </ul> | <ul style="list-style-type: none"> <li>- Odour reduction &gt;90%</li> <li>- Anti-fish functionality</li> <li>- Noise reduction up to 5 dB</li> </ul> | <ul style="list-style-type: none"> <li>- 1 x set of Acoustic Filters for reduced noise levels</li> <li>- Suitable for NEFF venting hobs</li> </ul> | <ul style="list-style-type: none"> <li>- &gt;90% odour reduction</li> <li>- Noise reduction up to 5dB</li> <li>- &gt;99% of pollen is neutralised</li> </ul> |



## Ducting Kits/ Recirculation charcoal filters

| MODEL               | CDA CHA15                                | CDA AED560  | CDA AED660  | CDA AED510  |
|---------------------|--|---|---|---|
| Code                | 289702                                   | 289705  | 289707  | 289704  |
| Description         | Kitchen Cooker Hood Recirculation        | Round Hose Ducting Kit  | Round Hose Ducting Kit  | Round Hose Ducting Kit  |
| Additional Features | - Charcoal filter to suit EVA60BL 288516 | <ul style="list-style-type: none"> <li>- 125mm x 6m Flexible ducting kit</li> <li>- Ducting kit to suit EVA60BL 288516</li> </ul> | <ul style="list-style-type: none"> <li>- 150mm x 6m Flexible ducting kit</li> <li>- Ducting kit to suit CCG60BL 288517</li> </ul> | <ul style="list-style-type: none"> <li>- 125mm x 1m Flexible ducting kit</li> <li>- Ducting kit to suit EVA60BL 288516</li> </ul> |

| MODEL               | CDA AED610  | CDA CHA37  |
|---------------------|---|--|
| Code                | 289706  | 289703   |
| Description         | Round Hose Ducting Kit  | Kitchen Cooker Hood Recirculation  |
| Additional Features | <ul style="list-style-type: none"> <li>- 150mm x 1m Flexible ducting kit</li> <li>- Ducting kit to suit CCG60BL 288517</li> </ul> | <ul style="list-style-type: none"> <li>- Charcoal Filter to fit CCG60BL 288517</li> <li>- Pack of 2</li> </ul> |

# Why Samsung Home Appliances

## Advanced Performance

Highly innovative technology

## AI & SmartThings

Seamless & effortless home experience

## Flexible Design & Functions

Customisable features for evolving lifestyles

## Durable & Energy Efficient Tech

Peace of mind, year after year

## Dual Cook Flex™

Cook two different dishes at the same time. Perfect for the Sunday roast.

Save 25% on energy by using only the top half<sup>1</sup>.

Flexible door allows you to access the whole oven or just the top half without losing heat<sup>2</sup>.



1. 25.3% energy savings based on using only the top half of the oven. Internal testing on Series 5 NV7B5675LAK, upper vs. whole compartment for small cake baking at convection 165°C (IEC-60350).  
2. Feature not as standard.

## SmartThings

With SmartThings<sup>3</sup>, you can control thousands of smart home products from leading brands with your voice or just a touch of the screen.



## AI Wash

AI Wash adjusts the water and detergent and the soaking, rinsing and spinning times. By analysing the amount of detergent used in the last 10 cycles, it can reduce detergent use up to 15%<sup>4</sup>.



## SpaceMax™

Now you can get the best of both worlds with SpaceMax™. Thin walls mean more space for food storage on the inside, while the outside size stays the same.



## Air Fry

Air Fry allows you to cook healthy, extra crispy food by using hot air circulation instead of deep frying.



## AI Energy Mode

Reduce your energy use by up to 10%<sup>5</sup> with AI Energy Mode<sup>6</sup>. In Custom Mode, if your estimated electricity bill exceeds your pre-set target it operates AI Energy Mode automatically.



## 5 Year Warranty

A lot can happen in 5 years<sup>7</sup> and your Samsung Home Appliance will be with you for the journey for that extra peace of mind.



3. SmartThings app required, available on Android & iOS. Internet connection & Samsung account required.

4. Compared to a regular Samsung auto dispenser, which is set to dispense the recommended amount of detergent. Based on the continuous analysis of the amount of detergent used in the last 10 cycles. Actual results may vary depending on individual use.

5. Test results based comparing the factory setting temperature when using AI Energy mode and without using AI Energy mode. Results may vary based on usage conditions.

6. Available via SmartThings app on Android and iOS. A Wi-Fi connection and a Samsung account are required.

7. By redemption within 90 days of purchase. Available on selected Samsung appliances.

# Dishwashers

## Slimline 45cm






If you need to save space in your kitchen, the slimline is perfect – and you won't lose any of the functionality or energy efficiency of a 60cm.








## Standard 60cm

These dishwashers are ideal for a larger capacity. They have flexible racking and a number of specialist programmes that deliver great results.

## 45cm Dishwashers

|                            |    |           |    |    |    |
|----------------------------|---|--|---|---|---|
| <b>MODEL</b>               | AEG<br>FSE73507P  | AEG<br>FSX51407Z   | Bosch<br>SPV2HKX42G   | NEFF<br>S875HKX21G  | Samsung<br>DW50DG430B00EU   |
| <b>Code</b>                | 231726  | 310736   | 302569  | 302573  | 302618  |
| <b>Description</b>         | 45cm Slimline Dishwasher with cutlery drawer  | 45cm Slimline AirDry Intergrated Dishwasher - Stainless Steel                                | Series 2 45cm Fully-integrated dishwasher   | N50 45cm Fully-Integrated Dishwasher Variable Hinge   | Samsung Series 5 45cm Integrated Dishwasher with Auto Door  |
| <b>Programmes</b>          | 7   | 5  | 5   | 7   | 6   |
| <b>Place Settings</b>      | 10  | 9  | 10  | 10  | 9   |
| <b>Water Consumption</b>   | 9.9L  | 9.9L   | 8.9L  | 8.9L  | 9L  |
| <b>Noise Level (dBA)</b>   | 44  | 49   | 46  | 44  | 44  |
| <b>Energy Efficiency</b>   | D   | F  | E   | E   | D   |
| <b>Size</b>                | H 818 x W 446 x D 550mm<br>Aperture:<br>H 880 x W 450 x D 550mm   | H 818 x W 446 x D 550mm  | H 815 x W 448 x D 550mm   | H 815 x W 448 x D 550mm   | H 815 x W 450 x 550mm   |
| <b>Additional Features</b> | <ul style="list-style-type: none"> <li>- Clean utensils of all shapes &amp; sizes with the customizable MaxiFlex drawer</li> <li>- Beam on floor projects a red light onto the floor while the cycle is still in progress</li> <li>- Even closely stacked or larger dishes receive deep cleaning with SatelliteClean®</li> <li>- Tailor your dishwashing cycle effortlessly with QuickSelect</li> <li>- QuickLift adjust the basket height even when fully loaded</li> <li>- PerfectFit sliding hinge system</li> </ul> | <ul style="list-style-type: none"> <li>- AirDry</li> <li>- 30 minute cycle option</li> </ul> | <ul style="list-style-type: none"> <li>- ExtraDry: extra drying option for difficult-to-dry loads</li> <li>- Height Adjustable Top Basket: Offers extra space, especially for tall dishes</li> <li>- InfoLight: A red light on the floor indicates whether the dishwasher is switched on or off</li> <li>- Home Connect</li> <li>- Silence on demand: up to 30 min noise reduction at any time via the Home Connect App</li> <li>- 5 Year Warranty</li> </ul> | <ul style="list-style-type: none"> <li>- Vario Hinge</li> <li>- Flex II Baskets for slimline dishwashers: for convenient loading</li> <li>- Info Light: A light projected onto the floor shows you that the dishwasher is in operation</li> <li>- Home Connect: Add your dishwasher to your home network and enjoy the infinite possibilities of connected services</li> <li>- 5 Year Warranty</li> </ul> | <ul style="list-style-type: none"> <li>- Auto Open door</li> <li>- Express Wash (60 mins)</li> <li>- Info Light</li> <li>- Flexible Interior Space</li> <li>- Self Clean Wash</li> <li>- Delay start</li> <li>- Child lock</li> <li>- Fixed hinge</li> <li>- 2 Year Warranty</li> </ul> |

45cm Dishwashers 60cm Dishwashers

|                            |  |  |  |   |   |
|----------------------------|--|--|--|---|---|
|                            |   |   |   |   |    |
| <b>MODEL</b>               | Matrix MDI4011   | AEG FSK73917Z  | AEG FSE84607P  | AEG FSE74747P   | AEG FSK83828P   |
| <b>Code</b>                | 275960   | 205977   | 239024   | 267197  | 239022  |
| <b>Description</b>         | 45cm Integrated Dishwasher   | 60cm Dishwasher  | 60cm Dishwasher  | 60cm Dishwasher   | 60cm Dishwasher   |
| <b>Programmes</b>          | 4  | 7  | 7  | 7   | —   |
| <b>Place Settings</b>      | 10   | 14   | 13   | 15  | 14  |
| <b>Water Consumption</b>   | 11L  | 10.5L  | 10.5L  | 11L   | 11L   |
| <b>Noise Level (dBA)</b>   | 49   | 44   | 44   | 44  | 44  |
| <b>Energy Efficiency</b>   | E  | D  | C  | C   | D   |
| <b>Size</b>                | H 820 x W 448 x D 550mm  | H 818 x W 596 x D 550mm<br>Aperture:<br>H 880 x W 600 x D 550mm  | H (min/max) 820/900 x<br>W 600 x D 570mm   | H 818 x W 596 x D 550mm   | H 818 x W 596 x D 550mm   |
| <b>Additional Features</b> | <ul style="list-style-type: none"> <li>- Half load</li> <li>- LED rinse aid indicator</li> <li>- LED salt indicator</li> </ul> | <ul style="list-style-type: none"> <li>- Tailor cycle effortlessly with QuickSelect</li> <li>- GlassCare system securely holds stem glasses</li> <li>- AirDry delivers up to 3x better drying performance when compared to closed-door systems</li> <li>- PerfectFit Sliding Hinge system</li> </ul> | <ul style="list-style-type: none"> <li>- SprayZone intensively cleans dishes within the dedicated zone</li> <li>- Deep cleaning with SatelliteClean®</li> <li>- Tailor your cycle effortlessly with QuickSelect</li> <li>- QuickLift adjust the basket height even when fully loaded</li> <li>- 3 x better drying, with AirDry</li> <li>- PerfectFit Sliding Hinge system</li> </ul> | <ul style="list-style-type: none"> <li>- GlassCare system protects fragile glassware</li> <li>- MaxiFlex drawer</li> <li>- Deep cleaning with SatelliteClean®</li> <li>- Tailor your cycle effortlessly with QuickSelect</li> <li>- QuickLift adjust the basket height even when fully loaded</li> <li>- 3 x better drying, with AirDry</li> <li>- PerfectFit Sliding Hinge system</li> </ul> | <ul style="list-style-type: none"> <li>- ComfortLift for easy loading and unloading</li> <li>- QuickSelect offers optimal control over the dishwasher</li> <li>- Impeccable dishwashing with SatelliteClean®. This spray arm has three-times better coverage than the standard</li> </ul> |

60cm Dishwashers


|                            |  |  |  |   |  |
|----------------------------|--|--|--|---|--|
|                            |   |   |   |    |   |
| <b>MODEL</b>               | AEG FSK32610Z  | AEG FSX52927Z  | AEG FSK76738P  | Bosch SMH4HVX00G  | Bosch SMV2HTX02G   |
| <b>Code</b>                | 302701   | 302702   | 302700   | 302568  | 311646   |
| <b>Description</b>         | 60cm AirDry Dishwasher   | 60cm AirDry Dishwasher   | 60cm QuickSelect Connected Dishwasher  | Series 4 60cm Fully-Integrated Dishwasher Variable Hinge  | Series 2 60cm Integrated Dishwasher  |
| <b>Programmes</b>          | 5  | 5  | 7  | 6   | 5  |
| <b>Place Settings</b>      | 13   | 14   | 14   | 14  | 13   |
| <b>Water Consumption</b>   | 9.9L   | 10.5L  | 10.9L  | 9L  | 9L   |
| <b>Noise Level (dBA)</b>   | 49   | 46   | 43   | 46  | 46   |
| <b>Energy Efficiency</b>   | E  | E  | A  | D   | E  |
| <b>Size</b>                | H 818 x W 596 x D 550mm<br>Aperture:<br>H 820-900 x W 600 x D 550mm  | H 818 x W 596 x D 550mm<br>Aperture:<br>H 820-900 x W 600 x D 550mm  | H 818 x W 596 x D 550mm<br>Aperture:<br>H 820-900 x W 600 x D 550mm  | H 815 x W 598 x D 550 mm  | H 815 x W 598 x D 550mm  |
| <b>Additional Features</b> | <ul style="list-style-type: none"> <li>- 3x better drying performance with AirDry</li> <li>- Quick Cycle</li> <li>- PerfectFit Sliding Hinge system</li> </ul> | <ul style="list-style-type: none"> <li>- 3x better drying performance with AirDry</li> <li>- AutoSense sensor</li> <li>- Quick Cycle</li> <li>- PerfectFit Sliding Hinge system</li> </ul> | <ul style="list-style-type: none"> <li>- GlassCare with SoftGrips and SoftSpikes</li> <li>- MaxiFlex cutlery tray</li> <li>- QuickSelect controls with Ecometer and WiFi</li> <li>- SatelliteClean spray arm</li> <li>- PerfectFit Sliding Hinge system</li> </ul> | <ul style="list-style-type: none"> <li>- Vario Hinge. Leaving no gaps even in kitchens with low plinth heights and high built-in solutions.</li> <li>- InfoLight: a red light on the floor indicates whether the dishwasher is switched on or off</li> <li>- VarioFlex-baskets and VarioDrawer: enhanced flexibility options with more space on all levels</li> <li>- Home Connect: home appliances with smart connectivity for an easier everyday life</li> <li>- 5 Year Warranty</li> </ul> | <ul style="list-style-type: none"> <li>- Silence on demand: up to 30 min noise reduction at any time via the Home Connect App</li> <li>- InfoLight: a red light on the floor indicates whether the dishwasher is switched on or off</li> <li>- ExtraDry: extra drying option for difficult-to-dry loads</li> <li>- Home Connect: home appliances with smart connectivity for an easier everyday life</li> <li>- 5 Year Warranty</li> </ul> |




AEG ComfortLift Dishwashers

The ComfortLift feature allows you take the strain off your back. The bottom basket slides out and can be lifted with one click to a comfortable height to make loading and unloading easier.

## 60cm Dishwashers

|                     |  |   |   |   |  |
|---------------------|--|---|---|---|--|
|                     |   |    |    |   |   |
| MODEL               | NEFF<br>S187ZCX03G   | NEFF<br>S155ECX07G  | NEFF<br>S175HTX06G  | Samsung<br>DW60CG550B00EU   | Samsung<br>DW60BG830I00EU  |
| Code                | 302572   | 302571  | 302570  | 302617  | 285185   |
| Description         | N70 60cm Fully-integrated dishwasher   | N50 60cm Fully-integrated dishwasher  | N50 60cm Fully-Integrated Dishwasher Variable Hinge   | Series 7 Integrated Dishwasher with Auto Door & InfoLight   | Series 11 60cm Integrated Dishwasher with Water Jet Clean  |
| Programmes          | 7  | 7   | 6   | 7   | 9  |
| Place Settings      | 14   | 14  | 13  | 14  | 14   |
| Water Consumption   | 9L   | 9L  | 9L  | 10.5L   | 8L   |
| Noise Level (dBA)   | 40   | 40  | 46  | 44  | 40 / 38 (with Quiet Wash)  |
| Energy Efficiency   | B  | C   | D   | D   | B  |
| Size                | H 815 x W 598 x D 550mm  | H 815 x W 598 x D 550mm   | H 815 x W 598 x D 550mm   | H 815 x W 595 x D 550mm   | H 815 x W 595 x D 552mm  |
| Additional Features | <ul style="list-style-type: none"> <li>- Flex 2 Baskets: Flexible baskets, Rack Matic and Flex Cutlery Drawer offers easy loading solutions</li> <li>- TimeLight: The time remaining in the programme is projected onto the floor</li> <li>- Door Open Assist: Just push the door gently to open</li> <li>- Home Connect: Add your dishwasher to your home network and enjoy the infinite possibilities of connected services</li> <li>- Zeolith: Effective drying with natural minerals</li> <li>- 5 Year Warranty</li> </ul> | <ul style="list-style-type: none"> <li>- Flex 2 Baskets: Flexible baskets, Rack Matic and Flex Cutlery Drawer offers easy loading solutions</li> <li>- TimeLight: The time remaining in the programme is projected onto the floor</li> <li>- Open Dry: Automatic door opening during the drying phase for even better drying results</li> <li>- Home Connect: Add your dishwasher to your home network and enjoy the infinite possibilities of connected services</li> <li>- 5 Year Warranty</li> </ul> | <ul style="list-style-type: none"> <li>- Vario Hinge – Install your dishwasher almost anywhere</li> <li>- Info Light – A light projected onto the floor shows you that the dishwasher is in operation</li> <li>- Flex 1 Baskets – Foldable elements in the top and bottom baskets for practical loading</li> <li>- Home Connect – Add your dishwasher to your home network and enjoy the infinite possibilities of connected services</li> <li>- 5 Year Warranty</li> </ul> | <ul style="list-style-type: none"> <li>- Auto Open door</li> <li>- Express Wash (60 mins)</li> <li>- Info Light</li> <li>- Flexible Interior Space</li> <li>- Self Clean Wash</li> <li>- Delay start</li> <li>- Child lock</li> <li>- Fixed hinge</li> <li>- 2 Year Warranty</li> </ul> | <ul style="list-style-type: none"> <li>- Sliding Hinge</li> <li>- Water Jet Clean</li> <li>- Cutlery Tray</li> <li>- Autodoor with Info Light</li> <li>- Express Wash (60mins)</li> <li>- Eco Wash</li> <li>- Quiet Wash</li> <li>- Delicate Wash</li> <li>- Flexible Interior Space</li> <li>- SmartThings Enabled</li> </ul> |

|                     |  |
|---------------------|--|
|                     |   |
| MODEL               | Matrix<br>MDI6011  |
| Code                | 275959   |
| Description         | 60cm Integrated Dishwasher   |
| Programmes          | 4  |
| Place Settings      | 12   |
| Water Consumption   | 12L  |
| Noise Level (dBA)   | 49   |
| Energy Efficiency   | E  |
| Size                | H 820 x W 598 x D 550mm  |
| Additional Features | <ul style="list-style-type: none"> <li>- Half load</li> <li>- LED rinse aid indicator</li> <li>- LED salt indicator</li> </ul> |



**AEG**



Discover  
SaphirMatt

INTRODUCING SAPHIRMATT HOBS  
UP TO 4X MORE SCRATCH  
RESISTANT WITH ELEGANT  
SAPHIRMATT GLASS\*



Attractive matt scratch-resistant and easy-to-clean surface.



Cuts reflected light by 80% for a striking, minimalist statement.



SaphirMatt surface resists fingerprints and stains.



SaphirMatt surface cuts clean-up time in half.



**Ask in store today for details.**

\*Based on external tests, compared to our standard hob surface without special treatment or coating.





# Laundry

## Integrated washing machines

We have a wide selection of integrated washing machines to suit your needs.



## Washer dryers

These space-saving models are a standard built-in size, but they can still wash large loads and dry items up to 4kg.



## Freestanding washing machines

Freestanding washing machines can give you design flexibility whilst increasing load capacity.

## Integrated Washing Machines

|                                  |  |  |             |   |                |
|----------------------------------|---|---|--|--|---|
| <b>MODEL</b>                     | AEG LF7C8636BI  | AEG LFX6G7434BI   | Bosch WIW28302GB   | NEFF W544BX2GB   | CDA CI381   |
| <b>Code</b>                      | 205988  | 310738  | 292133   | 263629   | 275961  |
| <b>Description</b>               | Integrated 8kg Washing Machine  | ProSense® Washing Machine - White   | Series 6 Integrated 8kg Washing Machine  | Integrated 8kg Washing Machine   | Integrated 8kg Washing Machine  |
| <b>Programmes</b>                | 15  | 14  | 14   | 14   | 16  |
| <b>Washer Load Capacity (kg)</b> | 8   | 7   | 8  | 8  | 8   |
| <b>Spin Speed</b>                | 1600rpm   | 1400rpm   | 1400rpm  | 1400rpm  | 1400rpm   |
| <b>Noise Level (dBA)</b>         | 70  | 69  | 66   | Wash 41dB / Spin 66dB(A)   | 72  |
| <b>Energy Efficiency</b>         | B   | B   | C  | C  | A   |
| <b>Size</b>                      | H 819 x W 596 x D 540mm   | H 819 x W 596 x D 540mm   | H 819 x W 596 x D 544mm  | H 818 x W 596 x D 544mm  | 60cm  |
| <b>Additional Features</b>       | - ProSteam<br>- Wool plus programme<br>- Aqua Control<br>- Child safety lock        | ProSense  | - ActiveWater Plus: For highly efficient use of water even with smaller loads<br>- AllergyPlus | - Super Quick 15/30 programmes<br>- Reload Function<br>- TimeLight<br>- EcoSilence drive with 10 year warranty<br>- Special programmes | - Overflow protection<br>- 15 minute quick wash<br>- Delicates wash function<br>- Safety key lock |

## Freestanding Washing Machines

|                                  |  |    |   |   |
|----------------------------------|---|---|--|--|
| <b>MODEL</b>                     | AEG LFR74944UD  | Bosch WAN28259GB  | Samsung WW11DG6B85LEU1   | Samsung WW11DG6B85LBU1   |
| <b>Code</b>                      | 285254  | 302707  | 303636   | 303638   |
| <b>Description</b>               | Freestanding 9kg Washing Machine  | Series 4 Washing machine, front loader 9kg  | Series 6 Smart 11kg Washing Machine with Autodose  | Series 6 Smart 11kg Washing Machine with Autodose  |
| <b>Programmes</b>                | 11  | 14  | 24   | 24   |
| <b>Washer Load Capacity (kg)</b> | 9   | 9   | 11   | 11   |
| <b>Spin Speed</b>                | 1400rpm   | 1400rpm   | 1400rpm  | 1400rpm  |
| <b>Noise Level (dBA)</b>         | 75  | 72  | 72   | 72   |
| <b>Energy Efficiency</b>         | A   | A   | A  | A  |
| <b>Size</b>                      | H 847 x W 597 x D 660mm   | H 845 x W 598 x D 590 mm  | H 850 x W 600 x D 550mm  | H 850 x W 600 x D 550mm  |
| <b>Additional Features</b>       | - Universal dose<br>- Steam refresh<br>- MixLoad 69 min programme<br>- PreciseWash    | - Speed Perfect: get the perfect clean in up to 65% less time<br>- Iron Assist: reduce wrinkles up to 50%<br>- Reload function<br>- 5 Year Warranty | - Pairs with DV90T6240LE/S1<br>- ecobubble™<br>- AI Wash<br>- AI Energy<br>- Super Speed<br>- Hygiene Steam<br>- 15' Quick Wash<br>- Drum Clean+ | - Pairs with DV90T6240LB/S1<br>- ecobubble™<br>- AI Wash<br>- AI Energy<br>- Super Speed<br>- Hygiene Steam<br>- 15' Quick Wash<br>- Drum Clean+ |

## Integrated Washer Dryers

| MODEL                     | AEG L7WC84636BI  | AEG LX6WG74634BI               | NEFF V6540X2GB   | Samsung WD11DB7B85GWU1   | CDA CI981   |
|---------------------------|--|--------------------------------|--|--|---|
| Code                      | 205989   | 310739                         | 234851   | 303641   | 293626  |
| Description               | Integrated 8kg Washer Dryer  | Condenser Washer Dryer - White | Integrated 7kg Washer Dryer  | Series 7 Smart 11kg Washer Dryer   | 8+6kg Integrated Washer Dryer   |
| Programmes                | 14   | 15                             | 17   | 25   | 16  |
| Washer Load Capacity (kg) | 8  | 7 / 4                          | 7  | 11   | 8   |
| Dryer Load Capacity (kg)  | 4  |                                | 4  | 6  | 6   |
| Spin Speed                | 1600rpm  | 1600rpm                        | 1400rpm  | 1400rpm  | 1400rpm   |
| Noise Level (dBA)         | 70   | 70                             | 72   | 72   | 76  |
| Energy Efficiency         | B / D  | D                              | E / E  | D / A  | B / E   |
| Size                      | H 819 x W 596 x D 540mm  | H 819 x W 596 x D 540          | H 820 x W 595 x D 560mm  | H 850 x W 600 x D 550mm  | 60cm  |
| Additional Features       | - DualSense technology - ProSense weighs the load and adjusts the cycle time |                                | - LED display<br>- 24hr Time Delay and remaining indicator<br>- Aquastop complete water protection | - Spacemax™<br>- Ecobubble™<br>- AutoDose<br>- AI wash<br>- Super speed (39 mins)<br>- 15 min Quick Wash<br>- Hygeine Steam<br>- Heat pump | - 15 minute quick wash<br>- Delicates setting<br>- Intensive wash function<br>- Allergy safe function<br>- Condensing dryer |

## Tumble Dryers

| MODEL                    | AEG TR849P4B  | Bosch WTH85223GB   | Samsung DV90T6240LE/S1  | Samsung DV90T6240LB/S1  |
|--------------------------|---|--|---|---|
| Code                     | 302692  | 302708   | 303637  | 303639  |
| Description              | Freestanding 9kg AbsoluteCare® Tumble Dryer   | Series 4 Heat Pump Tumble Dryer 8KG  | Series 7 Smart 9KG Heat Pump Tumble Dryer   | Series 7 Smart 9KG Heat Pump Tumble Dryer   |
| Programmes               | 8   | 9  | 20  | 20  |
| Dryer Load Capacity (kg) | 9   | 8  | 9   | 9   |
| Noise Level (dBA)        | 64  | 65   | 63  | 63  |
| Energy Efficiency        | A+++  | A++  | A+++  | A+++  |
| Size                     | H 850 x W 596 x D 638   | H 842 x W 598 x D 613 mm   | H 850 x W 600 x D 600mm   | H 850 x W 600 x D 600mm   |
| Additional Features      | - AbsoluteCare® heat pump technology<br>- MixDry, dry cottons and synthetics with no sorting<br>- Hygiene cycle removeds 99.9% of bacteria and viruses<br>- Woolmark Blue certified | - Easy Clean with A++: efficient drying. Easy-to-clean condenser filter<br>- Auto Dry: automatically senses when your preferred level is reached<br>- Anti-Vibration Design: extremely stable vibration protection ensures a smooth operation<br>- 5 year Warranty | - Pair with WW11DG6B85LEU1<br>- Heat Pump Technology<br>- Reversible Door<br>- Smart Control+<br>- Quick Dry<br>- Optimal Dry™<br>- Hygiene Care<br>- 5 Year Warranty | - Pair with WW11DG6B85LBU1<br>- Heat Pump Technology<br>- Reversible Door<br>- Smart Control+<br>- Quick Dry<br>- Optimal Dry™<br>- Hygiene Care<br>- 5 Year Warranty |

## Freestanding Washer Dryers

| MODEL                     | AEG LWR7485M4U  | AEG LWR7416U6UD   | Bosch WNG25401GB  | Bosch WNA134U8GB  | Samsung WD11DG5B15BEEU  |
|---------------------------|---|---|---|---|---|
| Code                      | 285255  | 302691  | 303144  | 292134  | 303640  |
| Description               | Freestanding 8kg Washer Dryer   | Freestanding Anthracite 10/6kg Washer Dryer   | Series 6 Washer dryer 10.5/6kg 1400 rpm                             | Series 4 Freestanding 8kg / 5kg Washer Dryer  | Series 5 Smart 11KG Washer Dryer  |
| Programmes                | 12  | 12  | 14  | 13  | 20  |
| Washer Load Capacity (kg) | 8   | 10  | 10.5  | 8   | 11  |
| Dryer Load Capacity (kg)  | 5   | 6   | 6   | 5   | 6   |
| Spin Speed                | 1400rpm   | 1600rpm   | 1400rpm   | 1400rpm   | 1400rpm   |
| Noise Level (dBA)         | 76 dB   | 76  | 70  | 70  | 72  |
| Energy Efficiency         | D/A   | A / D   | D   | E / C   | D / A   |
| Size                      | H 847 x W 597 x D 660mm   | H 847 x W 597 x D 631mm   | H 848 x W 598 x D 590 mm  | H 848 x W 598 x D 590mm   | H 850 x W 600 x D 550mm   |
| Additional Features       | - UniversalDose<br>- Steam Refresh<br>- MixLoad<br>- SpecialCare<br>- PreciseLoad | - Steam Refresh<br>- Wash-to-Dry, even for wool and delicates<br>- Connect to AEG app<br>- PreciseLoad adapts energy and water usage to load size | - Energy Class A<br>- Wash & Dry 60<br>- AntiStain<br>- Iron Assist | - Iron Assist<br>- AutoDry: automatically dries to your preferred level of dryness<br>- Wash & Dry 60 | - Spacemax™<br>- Ecobubble™<br>- SmartThings connectivity<br>- AI wash<br>- 15 Min Quick wash<br>- Hygeine Steam<br>- Heat pump |

## Stacking Kits

| MODEL               | Samsung SKK-SSW   | Samsung SKK-SSV   | AEG A1WYHSK1  |
|---------------------|---|---|---|
| Code                | 285170  | 285171  | 232491  |
| Description         | Stacking Kit  | Stacking Kit  | Stacking Kit  |
| Additional Features | - The stacking kit is the perfect match for any Samsung Series 6 Washing Machine and Heat Pump Tumble Dryers<br>- Compatible with 272916 and 272917 | - The stacking kit is the perfect match for any Samsung Series 6 Washing Machine and Heat Pump Tumble Dryers<br>- Compatible with 285168 and 285169 | - Create extra space in your laundry room with this stacking kit with including a sliding shelf<br>- It safely enables you to install your tumble dryer on top of the washing machine without any fixings |

# Take your kitchen to the next level

Find out more about some of the latest technology in our appliances to help make your life easier in the kitchen, providing great results and saving energy.



## Steam cooking

Adding steam creates a more intense heat and humidity to keep your food moist on the inside and crispy on the outside. Perfect for baking and roasts.

Available across AEG, Samsung and NEFF.

## Pyrolytic cleaning

Save yourself time with a self cleaning oven. Pyrolytic technology allows the oven to reach up to 500°C, turning dirt and grease to ash. This effortless cleaning is perfect for busy homes.

Available across AEG, Samsung, NEFF and Bosch.



## SenseBoil

No more boiling over saucepans. A sensor on the hob detects rising bubbles and automatically adjusts the temperature settings, reducing it to a controlled simmer.

SenseBoil is available on selected AEG hobs.

## Steam Clean

Be kinder to your clothes that don't need a full wash, instead give them a steam refresh. This refreshes odours and reduces wrinkles, including delicates, in just 25 minutes. It also uses just 2L of water, compared to some cycles that can use up to 150L.

Available on selected AEG.



## Fresher food

With precise temperature controls and two separate air flows being circulated around the fridge and freezer, your food can stay fresher for longer without drying out, helping to minimise your food waste.

Available across AEG and Samsung.

## Air dry

Let your dishwasher dry your dishes in the most natural and energy efficient way. During the final stage of the cycle the door automatically opens a small amount, letting the steam out and allowing for air to circulate so that everything dries perfectly.

Available across AEG, Samsung and NEFF.



# Cooling

Our wide range of cooling appliances includes different designs, benefits and features by market-leading brands Samsung, Bosch, NEFF, AEG, Electrolux and CDA.



## Fridge Freezers

Choose a 50:50 or 70:30 split to suit your family's lifestyle requirements. If you have a large family or entertain regularly, there's also the option of one of our freestanding American fridge freezers.

## Fridges

Our fridges can be integrated, which is ideal for smaller kitchens. These products have a variety of capacities to suit any kitchen size.



## Freezers

We have a range of frost-free freezers, which will ensure that the appliances are as efficient as possible.

## Wine coolers



Wine coolers are stylish and can be easily integrated under your work surface or within a kitchen island. Optimum storage ensures your wine tastes better for longer by protecting it from heat, light and humidity.







## Integrated Fridge Freezers

|                     |   |   |   |  |
|---------------------|---|---|---|--|
|                     |   |   |   |  |
| MODEL               | AEG<br>TSC8M181CS   | AEG<br>OSC6T185ES   | AEG<br>OSC6N181ES   | AEG<br>SCE819E5TS  |
| Code                | 303183  | 234612  | 284346  | 284347   |
| Description         | 70:30 Integrated Fridge Freezer   | 50:50 Integrated Fridge Freezer   | 70:30 NoFrost Fridge Freezer  | 70:30 TwinTech NoFrost Fridge Freezer  |
| Frost-Free          | ✓   | ✓   | ✓   | ✓  |
| Shelves/Drawers     | Fridge: 3/2<br>Freezer: 3   | Fridge: 3/2<br>Freezer: 4   | Fridge: 5/2<br>Freezer: 3   | Fridge: 5/1<br>Freezer: 3  |
| Capacity (litres)   | Fridge: 192L<br>Freezer: 61L  | Fridge: 152L<br>Freezer: 87L  | Fridge: 195L<br>Freezer: 62L  | Fridge: 208L<br>Freezer: 61L   |
| Energy Efficiency   | C   | E   | E   | E  |
| Size                | H 1772 x W 546 x D 549mm  | H 1772 x W 546 x D 549mm  | H 1780 x W 546 x D 549mm  | H 1884 x W 546 x D 549mm   |
| Additional Features | - Cooling 360° for stable temperature and humidity<br>- 70% recycled plastic in inner lining<br>- GreenZone+ drawer preserves fruit and vegetables<br>- TwinTech® No Frost<br>- ExtraChill drawer | - TwinTech® No Frost<br>- DynamicAir<br>- Touch electronic controls<br>- FlexiShelf | - TwinTech® No Frost<br>- Internal Electronic Control<br>- Frostmatic<br>- LED lighting             | - TwinTech® No Frost<br>- MultiSpace<br>- DynamicAir<br>- CustomFlex®                              |
|                     |   |   |   |  |
| MODEL               | AEG<br>NSC7G181DS   | AEG<br>NSC8M191DS   | Bosch<br>KIN86VSE0G   | NEFF<br>KI7862SE0G   |
| Code                | 284348  | 284349  | 302703  | 302704   |
| Description         | 70:30 TwinTech NoFrost Fridge Freezer   | 70:30 TwinTech NoFrost Fridge Freezer   | Series 4 Built-In Fridge-Freezer with Freezer at Bottom Sliding Hinge                               | N50 built-in Fridge-Freezer with Freezer at bottom Sliding Hinge                                   |
| Frost-Free          | ✓   | ✓   | ✓   | ✓  |
| Shelves/Drawers     | Fridge: 5/1<br>Freezer: 3   | Fridge: 5/2<br>Freezer: 3   | 3 Shelves/2 Drawers Fridge & 3 Drawers Freezer  | 3 Shelves/2 Drawers Fridge & 3 Drawers Freezer   |
| Capacity (litres)   | Fridge: 194L<br>Freezer: 62L  | Fridge: 207L<br>Freezer: 62L  | 184/76L   | 184/76L  |
| Energy Efficiency   | D   | D   | E   | E  |
| Size                | H 1780 x W 546 x D 549mm  | H 1884 x W 546 x D 549mm  | H 1772 x W 541 x D 548mm  | H 1772 x W 541 x D 548mm   |
| Additional Features | - GreenZone<br>- TwinTech® No Frost Plus<br>- DynamicAir<br>- Touch Control with Ecometer   | - GreenZone+<br>- Ecometer<br>- Flexishelf<br>- ExtraChill drawer                   | - 60:40 Split<br>- No Frost: never defrost again,<br>- LED lighting: all your items in perfect view | - 60:40 Split<br>- No Frost<br>- Eco Air Flow – Even air circulation<br>- Adjustable Glass Shelves |

## Integrated Fridge Freezers

|                            |   |  |
|----------------------------|---|--|
|                            |  |                     |
| <b>MODEL</b>               | <b>AEG</b><br>OSC5S181ES  | <b>Matrix</b><br>MFC701  |
| <b>Code</b>                | 285241  | 275963   |
| <b>Description</b>         | Built In Fridge Freezer with SpaceMax™  | 70/30 Integrated Fridge Freezer  |
| <b>Shelves/Drawers</b>     | Fridge: 4/2<br>Freezer: 3   | Fridge: 5 glass shelves, 2 salad<br>crispers, 4 in door balconies<br>Freezer: 3 storage compartments |
| <b>Capacity (litres)</b>   | Fridge: 193L<br>Freezer 74L   | 242L   |
| <b>Energy Efficiency</b>   | E   | E  |
| <b>Size</b>                | H 1775 x W 540 x D 550mm  | H 1772 x W 540 x D 540mm   |
| <b>Additional Features</b> | - All Around Cooling<br>- Optimal Fresh +<br>- Power Cool/Freeze                  | - Interior light<br>- 4 star freezer rating<br>- Reversible doors                                    |

## Integrated Fridges

|                            |   |   |  |  |
|----------------------------|---|---|--|--|
|                            |    |    |     |   |
| <b>MODEL</b>               | <b>Bosch</b><br>KUR21VFE0G  | <b>NEFF</b><br>KI1811SE0G   | <b>NEFF</b><br>KU1212FE0G  | <b>Samsung</b><br>BRR29600EWW/EU   |
| <b>Code</b>                | 292128  | 294518  | 289734   | 285239   |
| <b>Description</b>         | Series 4 Built Under Fridge   | N30 Built-in Fridge Sliding Hinge   | N50 Integrated Under Counter Fridge  | Integrated One Door Fridge with SpaceMax™  |
| <b>Shelves/Drawers</b>     | 3   | 6/2   | 3/1  | 5/2  |
| <b>Capacity (litres)</b>   | 134L  | 310L  | 134L   | 289L   |
| <b>Energy Efficiency</b>   | E   | E   | E  | E  |
| <b>Size</b>                | H 820 x W 598 x D 548mm   | H 1772 x W 541 x D 548mm  | H 820 x W 598 x D 548mm  | H 1775 x W 540 x D 550mm   |
| <b>Additional Features</b> | - Connectivity: Remotely monitor and control your fridge from your smartphone or tablet<br>- Super Cooling function: cools new food placed inside faster, thus protecting already cooled food | - LED Light<br>- Adjustable Glass Shelves – Height adjustable shelves create the space you need for inspiring dishes in your fridge<br>- Our safety glass shelves happily shoulder generous loads of delicacies in your fridge<br>- 5 Year Warranty | - Home Connect<br>- LED Lighting: Bright light in the entire fridge<br>- Super Cooling | - Spacemax<br>- All around Cooling<br>- No Frost<br>- Power Cool<br>- WiFi Embedded & SmartThings<br>- AI Energy Mode<br>- 5 Year Warranty |





## Integrated Fridges

|                            |   |  |  |   |
|----------------------------|---|--|--|---|
|                            |                      |   |                        |  |
| <b>MODEL</b>               | <b>AEG</b><br>SKE818E1DC  | <b>AEG</b><br>SKK818E9ZC   | <b>AEG</b><br>NSK6182EF  | <b>AEG</b><br>OSK5088ES   |
| <b>Code</b>                | 239079  | 231836   | 234618   | 310734  |
| <b>Description</b>         | DynamicAir Fridge   | LongFresh MultiFlow Fridge   | Under Counter Fridge   | Integrated Fridge   |
| <b>Shelves/Drawers</b>     | 6/1   | 5/3  | 3/1  | 3/1   |
| <b>Capacity (litres)</b>   | 314L  | 212 / 86L  | 133L   | 142L  |
| <b>Energy Efficiency</b>   | E   | E  | E  | E   |
| <b>Size</b>                | H 1780 x W 560 x D 550mm  | Aperture:<br>H 1780 x W 560 x D 550mm  | Aperture:<br>H 820 x W 600 x D 550mm   | Aperture:<br>H 873 x W 548 x D 549mm  |
| <b>Additional Features</b> | - DynamicAir stable temperature technology<br>- Coolmatic, Telescopic drawer, Flexishelf<br>- Softclose | - Noise level 37 dB(A)<br>- Longfresh 0°C compartment<br>- MultiFlow stabilising temperature and humidity<br>- Clean air filter<br>- Soft LED lighting | - Robust safety glass shelves<br>- Noise level 37 dB(A)<br>- OptiSpace innovative custom storage solutions | - OptiSpace   |

## Integrated Freezers





|                            |  |  |   |  |
|----------------------------|--|--|---|--|
|                            |   |   |  |   |
| <b>MODEL</b>               | <b>AEG</b><br>ABK818E6NC   | <b>AEG</b><br>OAB7N82EF  | <b>AEG</b><br>OAB6182EF   | <b>Bosch</b><br>GUN21VFE0G   |
| <b>Code</b>                | 231839   | 231834   | 310735  | 292129   |
| <b>Description</b>         | No Frost Freezer   | 7000 series Under Counter Freezer  | Integrated Freezer  | Series 4 Built Under Integrated Freezer  |
| <b>Frost-Free</b>          | ✓  | ✓  |   | ✓  |
| <b>Shelves/Drawers</b>     | 5 Drawers, 2 Hinged Compartments   | 3 Drawers  | 3 Full Width  | 3 Drawers  |
| <b>Capacity (litres)</b>   | 204L   | 86L  | 95L   | 85L  |
| <b>Energy Efficiency</b>   | E  | E  | E   | E  |
| <b>Size</b>                | Aperture:<br>H 1780 x W 560 x D 550mm  | Aperture:<br>H 820 x W 600 x D 550mm   | Aperture:<br>H 819 x W 596 x D 547  | H 820 x W 598 x D 548mm  |
| <b>Additional Features</b> | - Dual touch control allows precise settings for both fridge and freezer<br>- Frostmatic freezes fresh foods quickly in order to better preserve all nutritional qualities | - Frostmatic freezes fresh foods quickly in order to better preserve all nutritional qualities<br>- FastFreeze function activates the maximum freezing power | - FrostMatic Fast Freeze  | - NoFrost: never defrost again, thanks to perfect protection from ice formation - that saves time and effort<br>- Fresh Sense: always reliable temperature control |

## Integrated Freezers

| MODEL               |    |   |    |    |
|---------------------|---|--|--|---|
| Code                | 289735  | 289736   | 285240   | 275964  |
| Description         | N90 Integrated Frost Free Freezer   | N50 Built Under Integrated Freezer   | Integrated One Door Freezer with SpaceMax™   | Integrated 60cm Under Counter Larder Fridge   |
| Frost-Free          | ✓   | ✓  | ✓  |   |
| Shelves/Drawers     | 7 Drawers   | 3 Drawers  | 2/5  | 3 glass shelves, 2 salad crispers, 2 in door balconies  |
| Capacity (litres)   | 211L  | 85L  | 218L   | 135L  |
| Energy Efficiency   | E   | E  | E  | E   |
| Size                | H 1772 x W 558 x D 545mm<br>Aperture:<br>H 1775 x W 560 x D 550mm   | H 820 x W 598 x D 548mm  | H 1775 x W 540 x D 550mm   | 60cm  |
| Additional Features | <ul style="list-style-type: none"> <li>- Fast Freeze Function</li> <li>- Home Connect</li> <li>- Frost free freezer - never manually defrost again</li> </ul> | <ul style="list-style-type: none"> <li>- No Frost – no more defrosting your freezer</li> <li>- Home Connect</li> <li>- Super Freezing</li> </ul> | <ul style="list-style-type: none"> <li>- Cool Select+™</li> <li>- Power Freeze</li> <li>- WiFi Embedded &amp; SmartThings</li> <li>- AI Energy Mode</li> </ul> | <ul style="list-style-type: none"> <li>- Interior light</li> <li>- Reversible door</li> <li>- Height adjustable feet</li> </ul> |





## Built Under Fridge





## Freestanding Fridge Freezers

| MODEL               |   |    |   |   |
|---------------------|--|---|--|--|
| Code                | 303141   | 303140  | 303139   | 289728   |
| Description         | Series 4 French Door Bottom Freezer, Multi Door Anti Fingerprint   | Series 4 French Door Bottom Freezer, Multi Door Anti Fingerprint  | Series 4 Free-Standing Fridge - Freezer With Freezer at Bottom Stainless Steel   | American Style Fridge Freezer - Black Stainless  |
| Frost-Free          | ✓  | ✓   | ✓  | ✓  |
| Shelves/Drawers     | 4 Shelves/2 Drawers Fridge & 6 Drawers Freezer   | 4 Shelves/2 Drawers Fridge & 6 Drawers Freezer  | 4 Shelves/2 Drawers Fridge & 3 Drawers Freezer   | Fridge: 4/2<br>Freezer: 4/2  |
| Capacity (litres)   | 405/200L   | 405/200L  | 260/103L   | 634L   |
| Energy Efficiency   | E  | E   | A  | E  |
| Size                | H 1830 x W 905 x D 731mm   | H 1830 x W 905 x D 731 mm   | H 2030 x W 600 x D 665mm   | H 1780 x W 912 x D 716mm   |
| Additional Features | <ul style="list-style-type: none"> <li>- Keep food fresh for longer in extra-large climate-controlled fridge drawers</li> <li>- Multi Airflow: evenly circulates cool, fresh air</li> <li>- Home Connect</li> <li>- 5 Year Warranty</li> </ul> | <ul style="list-style-type: none"> <li>- LED lighting: all your items in perfect view</li> <li>- Intelligent Inverter Technology: ensuring stable temperature control and efficient performance</li> <li>- Home Connect</li> <li>- 5 Year warranty</li> </ul> | <ul style="list-style-type: none"> <li>- Keep food fresh for longer in extra-large climate-controlled fridge drawers</li> <li>- No Frost: never defrost again</li> <li>- Energy efficiency class A</li> <li>- Home Connect</li> <li>- 5 Year Warranty</li> </ul> | <ul style="list-style-type: none"> <li>- Plumbed Water &amp; Ice Dispenser</li> <li>- Twin Cooling +</li> <li>- SpaceMax™</li> <li>- Smart Conversion™</li> <li>- 5 Year Warranty</li> </ul> |





## Built Under Freezer

## Freestanding Fridge Freezers

| MODEL               |    |   |    |    |
|---------------------|---|--|--|---|
| Code                | 275965  | 236360   | 303143   | 303142  |
| Description         | Integrated 60cm Under Counter Larder Freezer  | Side by Side Fridge Freezer - Stainless Steel  | Series 6 French Door Bottom Freezer, Multi Door Anti Fingerprint   | Series 6, French Door Bottom Freezer, Multi Door  |
| Frost-Free          |   | ✓  | ✓  | ✓   |
| Shelves/Drawers     | 3 storage compartments  | 3 shelves/2 drawers Fridge & 2 drawers Freezer   | 5 shelves/2 Drawers Fridge & 6 Drawers Freezer   | 5 shelves/2 Drawers Fridge & 6 Drawers Freezer  |
| Capacity (litres)   | 95L   | 592L   | 375/199L   | —   |
| Energy Efficiency   | E   | E  | E  | E   |
| Size                | 60cm  | Depth: 746 mm<br>Overall Height: 1782 mm<br>Overall Width: 913 mm  | H 1830 x W 905 x D 731mm   | H 1830 x W 905 x D 731mm  |
| Additional Features | <ul style="list-style-type: none"> <li>- 4 star rating</li> <li>- Fast freeze function</li> <li>- Temperature warning light</li> <li>- Reversible door</li> <li>- Height adjustable feet</li> </ul> | <ul style="list-style-type: none"> <li>- Connected to the My AEG Kitchen App</li> <li>- TwinTech® No Frost fridge-freezer protects flavours in every ingredient</li> </ul> | <ul style="list-style-type: none"> <li>- Keep food fresh for longer in climate-controlled fridge drawers</li> <li>- Ice dispenser</li> <li>- Home Connect</li> </ul> | <ul style="list-style-type: none"> <li>- Keep food fresh for longer in climate-controlled fridge drawers</li> <li>- Ice dispenser: Mains water</li> <li>- Home Connect</li> </ul> |






| MODEL               |    |   |   |   |
|---------------------|---|--|--|--|
| Code                | 289729  | 302619   | 289732   | 272919   |
| Description         | American Style Fridge Freezer - Stainless Steel   | American Style Fridge Freezer with Beverage Center™  | Multi Door Fridge Freezer - Stainless Steel  | RS8000 American Style Fridge Freezer - C-Grade Energy  |
| Frost-Free          | ✓   | ✓  | ✓  | ✓  |
| Shelves/Drawers     | Fridge: 4/2<br>Freezer: 4/2   | Fridge: 4/2<br>Freezer: 4/2  | Fridge: 5/2<br>Freezer: 4/2  | Fridge: 4/2<br>Freezer: 4/2  |
| Capacity (litres)   | 634L  | 645L   | 649L   | 635L   |
| Energy Efficiency   | E   | E  | E  | C  |
| Size                | H 1780 x W 912 x D 716mm  | H 1780 x W 912 x D 716mm   | H 1779 x W 912 x D 723mm   | H 1780 x W 912 x D 716mm   |
| Additional Features | <ul style="list-style-type: none"> <li>- Plumbed Water &amp; Ice Dispenser</li> <li>- Twin Cooling +</li> <li>- SpaceMax™</li> <li>- Smart Conversion™</li> <li>- Power Cool/Freeze</li> <li>- 5 Year Warranty</li> </ul> | <ul style="list-style-type: none"> <li>- Plumbed Beverage Center™ &amp; Dual Auto Ice Maker</li> <li>- Twin Cooling +</li> <li>- SpaceMax™</li> <li>- Smart Conversion™ Zone</li> <li>- Wi-Fi Embedded &amp; SmartThings</li> <li>- 5 Year Warranty</li> </ul> | <ul style="list-style-type: none"> <li>- Plumbed Water &amp; Ice Dispenser</li> <li>- All Around Cooling</li> <li>- SpaceMax™</li> <li>- Power Cool/Freeze</li> <li>- Wi-Fi Embedded &amp; SmartThings</li> <li>- 5 Year Warranty</li> </ul> | <ul style="list-style-type: none"> <li>- Plumbed Water &amp; Ice Dispenser</li> <li>- Save 43% Energy vs F Grade</li> <li>- Twin Cooling +</li> <li>- SpaceMax™</li> <li>- Power Cool/Freeze</li> <li>- 5 Year Warranty</li> </ul> |

## Freestanding Fridge Freezers

| MODEL               |   |   |    |   |
|---------------------|--|--|--|--|
| MODEL               | Samsung RS68A884CSL/EU   | Samsung RH69DG893ES9EU   | Samsung RF24BB620ES9EU   | Samsung RF24BB620EB1EU   |
| Code                | 272920   | 302619   | 302620   | 302621   |
| Description         | RS8000 American Style Fridge Freezer - C-Grade Energy  | American Style Fridge Freezer with Beverage Center™  | French Style Fridge Freezer with Autofill Water Pitcher - Silver   | French Style Fridge Freezer with Autofill Water Pitcher - Black  |
| Frost-Free          | ✓  | ✓  | ✓  | ✓  |
| Shelves/Drawers     | Fridge: 4/2<br>Freezer: 4/2  | Fridge: 4/2<br>Freezer: 4/2  | Fridge: 4/2<br>Freezer: 0/2  | Fridge: 4/2<br>Freezer: 0/2  |
| Capacity (litres)   | 635L   | 645L   | 674L   | 674L   |
| Energy Efficiency   | C  | E  | E  | E  |
| Size                | H 1780 x W 912 x D 716mm   | H 1780 x W 912 x D 716mm   | H 1778 x W 908 x D 730mm   | H 1778 x W 908 x D 730mm   |
| Additional Features | - Plumbed Water & Ice Dispenser<br>- Save 43% Energy vs F Grade<br>- Twin Cooling +<br>- SpaceMax™<br>- Power Cool/Freeze<br>- 5 Year Warranty | - Plumbed Beverage Center™ & Dual Auto Ice Maker<br>- Twin Cooling +<br>- SpaceMax™<br>- Smart Conversion™ Zone<br>- Wi-Fi Embedded & SmartThings<br>- 5 Year Warranty | - Plumbed Autofill Pitcher & Dual Auto Ice Maker<br>- Spacemax™<br>- Twin Cooling +<br>- Wi-Fi Embedded & SmartThings<br>- 5 Year Warranty | - Plumbed Autofill Pitcher & Dual Auto Ice Maker<br>- Spacemax™<br>- Twin Cooling +<br>- Wi-Fi Embedded & SmartThings<br>- 5 Year Warranty |

| MODEL               |    |    |   |    |
|---------------------|---|---|---|---|
| MODEL               | Samsung RB38C632ESA/EU  | Samsung RL38C776ASR/EU  | Samsung RS6HA8891SL/EU  | Samsung RF65A967EB1/EU  |
| Code                | 289733  | 302622  | 208202  | 289731  |
| Description         | Combi Water Dispenser Fridge Freezer - Metal Graphite   | A Energy Grade Bespoke 2.03m Fridge Freezer with Twin Cooling Plus™   | RS8000 Family Hub American Style Fridge Freezer   | Multi Door Fridge Freezer - Black Stainless   |
| Frost-Free          | ✓   | ✓   | ✓   | ✓   |
| Shelves/Drawers     | Fridge: 4/3<br>Freezer: 0/3   | Fridge: 4/2<br>Freezer: 0/3   | Fridge: 4/2<br>Freezer: 5/2   | Fridge: 5/2<br>Freezer: 4/2   |
| Capacity (litres)   | 386L  | 387L  | 614L  | 647L  |
| Energy Efficiency   | E   | A   | E   | E   |
| Size                | H 2030 x W 595 x D 658mm  | H 2030 x W 595 x D 658mm  | H 1780 x W 912 x D 716mm  | H 1825 x W 912 x D 723mm  |
| Additional Features | - Non-Plumbed Water Dispenser<br>- All Around Cooling<br>- Optimal Fresh +<br>- Humidity Fresh +<br>- Wi-Fi Embedded & SmartThings<br>- 5 Year Warranty | - Metal & Twin Cooling +<br>- SpaceMax™<br>- Cool Select + Zone<br>- Wi-Fi Embedded & SmartThings<br>- Power Cool & Freeze<br>- 5 Year Warranty | - Family Hub™<br>- Plumbed Water & Ice Dispenser<br>- Metal Twin Cooling +<br>- Wi-Fi Embedded & SmartThings<br>- 5 Year Warranty | - Plumbed Beverage Centre™<br>- Dual Auto Ice Maker<br>- Metal Tripple Cooling<br>- Wi-Fi Embedded & SmartThings<br>- 5 Year Warranty |

## Wine Coolers

| MODEL                                 |            |           |           |           |           |
|---------------------------------------|---|--|--|--|--|
| MODEL                                 | AEG KWK884520T  | AEG KWK884520M   | CDA FWC153SS   | CDA FWC304SS/3   | CDA FWC304BL/3   |
| Code                                  | 302696  | 231725   | 149392   | 148784   | 161384   |
| Description                           | 45cm Integrated Matt Black Wine Cellar  | 45cm Tall Integrated Wine Cooler   | 150mm Wine Cooler Stainless, Steel   | 300mm Wine Cooler Stainless, Steel   | 300mm Wine Cooler, Black   |
| Storage capacity (no of 75cl bottles) | 18  | 18   | 7  | 20   | 20   |
| Temperature range                     | 5 - 20°C  | 5 - 20°C   | 5 - 20°C   | 5 - 20°C   | 5 - 20°C   |
| Electronic temperature control        | ✓   | ✓  | ✓  | ✓  | ✓  |
| Touch control                         | ✓   | ✓  | ✓  | ✓  | ✓  |
| Energy Efficiency                     | F   | F  | G  | G  | G  |
| Noise (dBA)                           | 39  | 39   | 40   | 40   | 40   |
| Dimensions                            | H 455 x W 596 x D 566mm   | H 450 x W 560 x D 550mm  | H 820-890 x W 148 x D 525mm  | H 820-890 x W 295 x D 570mm  | H 820-890 x W 295 x D 570mm  |
| Additional features                   | - UV resistant glass door<br>- Touch to open<br>- Aligns with other AEG Matt Black appliances | Includes: temperature alarm, humidity control, UV glass protection and LED interior lighting | Includes: temperature alarm, humidity control, UV glass protection and LED interior lighting | Includes: temperature alarm, humidity control, UV glass protection and LED interior lighting | Includes: temperature alarm, humidity control, UV glass protection and LED interior lighting |

| MODEL                                 |         |         |   |   |   |
|---------------------------------------|--|--|--|--|--|
| MODEL                                 | CDA FWC604SS/3   | CDA FWC604BL/3   | CDA Nancy Cotton   | CDA Nancy Dark Skies   | CDA Nancy Tea Rose   |
| Code                                  | 161385   | 178452   | 299893   | 299894   | 299895   |
| Description                           | 600mm Wine Cooler, Stainless Steel   | 600mm Wine Cooler, Black   |  |  |  |
| Storage capacity (no of 75cl bottles) | 45   | 45   | 13 wine bottles, 8 small cans  | 13 wine bottles, 8 small cans  | 13 wine bottles, 8 small cans  |
| Temperature range                     | 5 - 20°C   | 5 - 20°C   | 5 - 20°C   | 5 - 20°C   | 5 - 20°C   |
| Electronic temperature control        | ✓  | ✓  | LED temperature display  | LED temperature display  | LED temperature display  |
| Touch control                         | ✓  | ✓  |  |  |  |
| Energy Efficiency                     | G  | G  | G  | G  | G  |
| Noise (dBA)                           | 40   | 40   | 39   | 39   | 39   |
| Dimensions                            | H 820-890 x W 595 x D 570mm  | H 820-890 x W 595 x D 570mm  | H 860 x W 360 x D 410mm  | H 860 x W 360 x D 410mm  | H 860 x W 360 x D 410mm  |
| Additional features                   | Includes: temperature alarm, humidity control, UV glass protection and LED interior lighting | Includes: temperature alarm, humidity control, UV glass protection and LED interior lighting | Includes: 4 Metal shelves, 2 Glass shelves, Drawer, 13 Wine bottle storage, 8 Small cans storage, Wireless phone charger, LED lighting | Includes: 4 Metal shelves, 2 Glass shelves, Drawer, 13 Wine bottle storage, 8 Small cans storage, Wireless phone charger, LED lighting | Includes: 4 Metal shelves, 2 Glass shelves, Drawer, 13 Wine bottle storage, 8 Small cans storage, Wireless phone charger, LED lighting |



## Open to ANY KIND OF HEAT



### Hob Hood Control

**We love these moments that make us realise we are at home**

Our Cooktop-based Hood Control is one of these homely details that create real cooking comfort. Address different steam levels as well as your hood's light via your hob. This allows you to keep your focus on the hob while you control the hood right where the steam originates. Simply connect your oven to your registered Home Connect account.

### Guided Air Technology

Equally powerful steam extraction all over the cooktop regardless of the pans or pots' location.

Models: I98WMM1S7B / 302456  
I88WMM1S7B / 302457  
Image for illustration purposes only



# RANGEMASTER™

Rangemaster is Britain's best loved range cooker brand, synonymous with design, innovation, performance, quality and reliability – making it the design-conscious consumer's brand of choice.



## Specialist features

Whatever style of cooking you prefer, Rangemaster cookers offer a unique choice of features to make your life easier, creating perfect results every time\*.



### INDUCTION HOB

Induction hobs remain a popular choice thanks to their energy efficiency, controllability and safety. Rangemaster's induction hob features low temperature settings which can be held for two hours - perfect for keeping food warm. There's also a bridging zone with two large cooking areas that can be used independently or together for griddles, fish kettles or a collection of pans. Along with power boost, pan detection and boil dry protection, we've also developed an induction compatible griddle.



### DELUXE FLEXI-GRILL

New and improved, the Deluxe Flexi-Grill offers 4 adjustable height settings for complete flexibility when grilling alongside being positioned on smooth-action telescopic runners making it easier and safer to check on food.



### LARGE OVEN CAPACITY

With a main oven of 80L the Rangemaster oven leads the way for size and performance. A rated across the board and fast pre-heating make Rangemaster ovens the largest and most efficient available.



### MULTI-ZONE

Choose between two ceramic 1.1kW cooking zones or slot a durable non-stick griddle plate over the top to provide a healthy cooking surface.



### GRIDDLE

Made from robust cast aluminium, the griddle plate sits snugly on top of the gas hob, when required. The flat plate is ideal for cooking bacon and French toast, while the grooved plate provides fat drainage, offering a healthier way to sear steaks, burgers and fish.



### MULTI-RING BURNER

Create authentic Asian cuisine on our Multi-ring burner, which can hold a specially designed wok cradle.



### MAGNETIC PLINTH

To ensure the perfect fit, the new self-adjusting magnetic plinth can align by <40mm to complement all cabinetry, plinth and work surface heights.



### PROVING DRAWER

Our bread proving drawer is a unique feature to range cooking, enabling you to rest and rise your dough before baking.

\* Not all features are included on every model. Please refer to product specifications.



## Why choose RANGEMASTER?

**01 Style and choice**  
We offer a wide range of styles, sizes and fuel types, making it easy to find the perfect Rangemaster for you. From classic to modern, 90cm to 110cm, and induction or dual fuel – we have all the right ingredients.

**03 The right ingredients**  
Behind the beautiful exterior of every Rangemaster range cooker lies a heritage of innovation and development. Every detail is carefully designed to complement your lifestyle, with a variety of colours and styles you'll be proud to feature in your kitchen.

**05 Built from experience**  
With nearly 200 years of manufacturing expertise, we take pride in our British heritage. Our range cookers sit at the heart of kitchens and communities nationwide and, just like generations of our customers, we've grown and evolved with the times.

**02 A community that loves to cook**  
When you choose Rangemaster, you'll discover a community of passionate people who love to cook! Sharing recipes and inspiring ideas, Rangemaster owners are dedicated to getting the best from their range cookers.

**04 Great results, everytime**  
We know how important it is to have a range cooker you can rely on – so we test each and every part of our cookers until we're happy to put our name on them. After all, it's our quality we want you to trust.

## Rangemaster Range Cookers

### Infusion



|  | Infusion 90 |           | Infusion 110 |           |
|--|-------------|-----------|--------------|-----------|
|  | Electric    | Dual Fuel | Electric     | Dual Fuel |
| Fuel Type                                    | Induction   | Gas       | Induction    | Gas       |
| Hob  | Induction   | Gas       | Induction    | Gas       |
| Cast iron pan supports                       | -           | ✓         | -            | ✓         |
| Number of hob zones/gas burners              | 5           | 5         | 5            | 6         |
| Multizone (2 ceramic zones and flat griddle) | -           | -         | -            | -         |
| Wok cradle                                   | -           | ✓         | -            | ✓         |
| Cast aluminium griddle                       | -           | ✓         | -            | ✓         |
| Teppanyaki griddle                           | -           | -         | -            | -         |
| LPG conversion kits (hob)                    | ✓           | ✓         | ✓            | ✓         |
| Traditional grill pan                        | ✓           | ✓         | ✓            | ✓         |
| Glide out grill™                             | ✓           | ✓         | ✓            | ✓         |
| Deluxe glide out grill                       | -           | -         | -            | -         |
| Dual circuit variable grill                  | ✓           | -         | -            | -         |
| 2/3/6 button timer/programmable feature      | ✓           | -         | -            | -         |
| LH Oven Capacity                             | 80          | 80        | 80           | 80        |
| RH Oven Capacity                             | 67          | 67        | 80           | 80        |
| LH Oven Function                             | 1           | 1         | 1            | 1         |
| RH Oven Function                             | 1           | 1         | 1            | 1         |
| Handy rack                                   | -           | -         | -            | -         |
| Telescopic shelf                             | -           | -         | -            | -         |
| Catalytic liners                             | -           | -         | -            | -         |
| Enamelled liners                             | ✓           | ✓         | ✓            | ✓         |
| 4th cavity                                   | -           | -         | ✓            | ✓         |
| Energy rating                                | A           | A         | A            | A         |

## Rangemaster Range Cookers

### Infusion Classic



|  | Infusion Classic 90 |           | Infusion Classic 110 |           |
|--|---------------------|-----------|----------------------|-----------|
|  | Electric            | Dual Fuel | Electric             | Dual Fuel |
| Fuel Type                                    | Induction           | Gas       | Induction            | Gas       |
| Hob  | Induction           | Gas       | Induction            | Gas       |
| Cast iron pan supports                       | -                   | ✓         | -                    | ✓         |
| Number of hob zones/gas burners              | 5                   | 5         | 5                    | 6         |
| Multizone (2 ceramic zones and flat griddle) | -                   | -         | -                    | -         |
| Wok cradle                                   | -                   | ✓         | -                    | ✓         |
| Cast aluminium griddle                       | -                   | ✓         | -                    | ✓         |
| Teppanyaki griddle                           | -                   | -         | -                    | -         |
| LPG conversion kits (hob)                    | ✓                   | ✓         | ✓                    | ✓         |
| Traditional grill pan                        | ✓                   | ✓         | ✓                    | ✓         |
| Glide out grill™                             | ✓                   | ✓         | ✓                    | ✓         |
| Deluxe glide out grill                       | -                   | -         | -                    | -         |
| Dual circuit variable grill                  | -                   | -         | -                    | -         |
| 2/3/6 button timer/programmable feature      | -                   | -         | -                    | -         |
| Single oven capacity                         | 80                  | 80        | 80                   | 80        |
| Half oven capacity                           | 67                  | 67        | 80                   | 80        |
| Single oven capacity                         | 1                   | 1         | 1                    | 1         |
| Half oven capacity                           | 1                   | 1         | 1                    | 1         |
| Handy rack                                   | -                   | -         | -                    | -         |
| Telescopic shelf                             | -                   | -         | -                    | -         |
| Pyrolytic liners                             | -                   | -         | -                    | -         |
| Enamelled liners                             | ✓                   | ✓         | ✓                    | ✓         |
| 3rd cavity                                   | -                   | -         | ✓                    | ✓         |
| Energy rating                                | A                   | A         | A                    | A         |

# Rangemaster Range Cookers

## Estel Deluxe



|  | Estel Deluxe 90 |                | Estel Deluxe 100 |           | Estel Deluxe 110 |           |
|--|-----------------|----------------|------------------|-----------|------------------|-----------|
|  | Electric        | Dual Fuel /Gas | Electric         | Dual Fuel | Electric         | Dual Fuel |
| Fuel Type                                    | Electric        | Dual Fuel /Gas | Electric         | Dual Fuel | Electric         | Dual Fuel |
| Hob  | Induction       | Gas            | Induction        | Gas       | Induction        | Gas       |
| Cast iron pan supports                       | -               | ✓              | -                | ✓         | -                | ✓         |
| Number of hob zones/gas burners              | 5               | 5              | 5                | 5         | 5                | 7         |
| Multizone (2 ceramic zones and flat griddle) | -               | -              | -                | -         | -                | -         |
| Wok cradle                                   | -               | ✓              | -                | ✓         | -                | ✓         |
| Cast aluminium griddle                       | ✓               | ✓              | ✓                | ✓         | ✓                | ✓         |
| Teppanyaki griddle                           | -               | -              | -                | -         | -                | -         |
| LPG conversion kits (hob)                    | ✓               | ✓              | ✓                | ✓         | ✓                | ✓         |
| Traditional grill pan                        | ✓               | ✓              | ✓                | ✓         | ✓                | ✓         |
| Glide out grill™                             | ✓               | ✓              | ✓                | ✓         | ✓                | ✓         |
| Deluxe glide out grill                       | -               | -              | -                | -         | -                | -         |
| Dual circuit variable grill                  | -               | -              | -                | -         | -                | -         |
| 2/3/6 button timer/programmable feature      | -               | -              | -                | -         | -                | -         |
| LH Oven Capacity                             | 80              | 80             | 80               | 80        | 80               | 80        |
| RH Oven Capacity                             | 67              | 67             | 82               | 82        | 80               | 80        |
| LH Oven Function                             | 1               | 1              | 1                | 1         | 1                | 1         |
| RH Oven Function                             | 1               | 1              | 1                | 1         | 1                | 1         |
| Handy rack                                   | ✓               | ✓              | ✓                | ✓         | ✓                | ✓         |
| Telescopic shelf                             | -               | -              | -                | -         | -                | -         |
| Catalytic liners                             | ✓               | ✓              | ✓                | ✓         | ✓                | ✓         |
| Enamelled liners                             | ✓               | ✓              | ✓                | ✓         | ✓                | ✓         |
| 4th cavity                                   | -               | -              | -                | -         | ✓                | ✓         |
| Energy rating                                | A               | A              | A                | A         | A                | A         |

## Edge Deluxe



|  | Edge Deluxe 90 |           | Edge Deluxe 100 |           | Edge Deluxe 110 |           |
|--|----------------|-----------|-----------------|-----------|-----------------|-----------|
|  | Electric       | Dual Fuel | Electric        | Dual Fuel | Electric        | Dual Fuel |
| Fuel Type                                    | Electric       | Dual Fuel | Electric        | Dual Fuel | Electric        | Dual Fuel |
| Hob  | Induction      | Gas       | Induction       | Gas       | Induction       | Gas       |
| Cast iron pan supports                       | -              | ✓         | -               | ✓         | -               | ✓         |
| Number of hob zones/gas burners              | 5              | 5         | 5               | 5         | 5               | 7         |
| Multizone (2 ceramic zones and flat griddle) | -              | -         | -               | -         | -               | -         |
| Wok cradle                                   | -              | ✓         | -               | ✓         | -               | ✓         |
| Cast aluminium griddle                       | ✓              | ✓         | ✓               | ✓         | ✓               | ✓         |
| Teppanyaki griddle                           | -              | -         | -               | -         | -               | -         |
| LPG conversion kits (hob)                    | ✓              | ✓         | ✓               | ✓         | ✓               | ✓         |
| Traditional grill pan                        | ✓              | ✓         | ✓               | ✓         | ✓               | ✓         |
| Glide out grill™                             | ✓              | ✓         | ✓               | ✓         | ✓               | ✓         |
| Deluxe glide out grill                       | -              | -         | -               | -         | -               | -         |
| Dual circuit variable grill                  | -              | -         | -               | -         | -               | -         |
| 2/3/6 button timer/programmable feature      | -              | -         | -               | -         | -               | -         |
| LH Oven Capacity                             | 80             | 80        | 80              | 80        | 80              | 80        |
| RH Oven Capacity                             | 67             | 67        | 82              | 82        | 80              | 80        |
| LH Oven Function                             | 1              | 1         | 1               | 1         | 1               | 1         |
| RH Oven Function                             | 1              | 1         | 1               | 1         | 1               | 1         |
| Handy rack                                   | -              | -         | -               | -         | -               | -         |
| Telescopic shelf                             | -              | -         | -               | -         | -               | -         |
| Catalytic liners                             | ✓              | ✓         | ✓               | ✓         | ✓               | ✓         |
| Enamelled liners                             | ✓              | ✓         | ✓               | ✓         | ✓               | ✓         |
| 4th cavity                                   | -              | -         | -               | -         | ✓               | ✓         |
| Energy rating                                | A              | A         | A               | A         | A               | A         |

## Rangemaster Hoods



| Description                         | Hi-lite Hood 90cm     | Hi-lite Hood 110cm    | Classic Hood 90cm      | Classic Hood 100cm     |
|-------------------------------------|-----------------------|-----------------------|------------------------|------------------------|
| Family                              | Hi-Lite Hood          | Hi-Lite Hood          | Classic Hood with Rail | Classic Hood with Rail |
| Widths                              | 900mm                 | 1100mm                | 900mm                  | 1000mm                 |
| Overall Height (Min - Max)          | 790mm - 1060mm        | 790mm - 1060mm        | 735mm - 1010mm         | 735mm - 1010mm         |
| Number of Lamps                     | 2 LED                 | 3 LED                 | 2 LED                  | 2 LED                  |
| Lamp Power (Watts)                  | 1                     | 1                     | 5                      | 5                      |
| Control Type                        | Touch Control         | Touch Control         | Slider                 | Slider                 |
| Type of filter                      | Aluminium or Charcoal | Aluminium or Charcoal | Carbon                 | Carbon                 |
| No of Cassette Filters              | 3                     | 4                     | 3                      | 3                      |
| Charcoal filter provided            | Yes                   | Yes                   | Yes                    | Yes                    |
| No of Charcoal Filters              | 1                     | 1                     | 1                      | 1                      |
| Maximum Noise Level dB(A)           | 67                    | 67                    | 72                     | 72                     |
| Max Air Capacity m <sup>3</sup> /hr | 610                   | 610                   | 480                    | 480                    |
| Boost Setting                       | Boost                 | Boost                 | No Boost               | No Boost               |
| Air Capacity m <sup>3</sup> /hr     | 685                   | 685                   | —                      | —                      |
| Boost Noise Level dB(A)             | 70                    | 70                    | —                      | —                      |



| Description                         | Classic Hood 110cm     | Rangemaster Hood 90cm | Rangemaster Hood 100cm | Rangemaster Hood 110cm |
|-------------------------------------|------------------------|-----------------------|------------------------|------------------------|
| Family                              | Classic Hood with Rail | Canopy Hood           | Canopy Hood            | Canopy Hood            |
| Widths                              | 1100mm                 | 900mm                 | 1000mm                 | 1100mm                 |
| Overall Height (Min - Max)          | 735mm - 1010mm         | 735mm - 1010mm        | 735mm - 1010mm         | 735mm - 1010mm         |
| Number of Lamps                     | 2 LED                  | 2 LED                 | 2 LED                  | 2 LED                  |
| Lamp Power (Watts)                  | 5                      | 1                     | 1                      | 1                      |
| Control Type                        | Slider                 | Slider                | Slider                 | Slider                 |
| Type of filter                      | Carbon                 | Aluminium or Charcoal | Aluminium or Charcoal  | Aluminium or Charcoal  |
| No of Cassette Filters              | 3                      | 3                     | 3                      | 4                      |
| Charcoal filter provided            | Yes                    | Yes                   | Yes                    | Yes                    |
| No of Charcoal Filters              | 1                      | 2                     | 2                      | 2                      |
| Maximum Noise Level dB(A)           | 72                     | 66                    | 66                     | 66                     |
| Max Air Capacity m <sup>3</sup> /hr | 480                    | 470                   | 470                    | 470                    |
| Boost Setting                       | No Boost               | No Boost              | No Boost               | No Boost               |
| Air Capacity m <sup>3</sup> /hr     | —                      | —                     | —                      | —                      |
| Boost Noise Level dB(A)             | —                      | —                     | —                      | —                      |

## Rangemaster Hoods



| Description                         | Toledo Hood 90cm      | Toledo Hood 100cm     | Toledo Hood 110cm     | Opal Hood 60cm        |
|-------------------------------------|-----------------------|-----------------------|-----------------------|-----------------------|
| Code                                | 145458                | 219781                | 145459                | 117346                |
| Family                              | Toledo Hood           | Toledo Hood           | Toledo Hood           | Opal Hood             |
| Widths                              | 900mm                 | 1000mm                | 1100mm                | 600mm                 |
| Overall Height (Min - Max)          | 788mm - 993mm         | 788mm - 993mm         | 788mm - 993mm         | 835mm - 1020mm        |
| Number of Lamps                     | 2 LED                 | 2 LED                 | 2 LED                 | 2 LED                 |
| Lamp Power (Watts)                  | 1                     | 1                     | 1                     | 1                     |
| Control Type                        | Push Button           | Push Button           | Push Button           | Touch Control         |
| Type of filter                      | Aluminium or Charcoal | Aluminium or Charcoal | Aluminium or Charcoal | Aluminium or Charcoal |
| No of Cassette Filters              | 3                     | 3                     | 3                     | 3                     |
| Charcoal filter provided            | Yes                   | Yes                   | Yes                   | Yes                   |
| No of Charcoal Filters              | 2                     | 2                     | 2                     | 2                     |
| Maximum Noise Level dB(A)           | 67                    | 67                    | 67                    | 67                    |
| Max Air Capacity m <sup>3</sup> /hr | 600                   | 600                   | 600                   | 605                   |
| Boost Setting                       | Boost                 | Boost                 | Boost                 | Boost                 |
| Air Capacity m <sup>3</sup> /hr     | 670                   | 670                   | 670                   | 690                   |
| Boost Noise Level dB(A)             | 70                    | 70                    | 70                    | 70                    |



| Description                         | Opal Hood 90cm        | Opal Hood 100cm       | Elite Hood 110cm      |
|-------------------------------------|-----------------------|-----------------------|-----------------------|
| Code                                | 117347<br>117348      | 117344<br>117345      | 144479                |
| Family                              | Opal Hood             | Opal Hood             | Elite Hood            |
| Widths                              | 900mm                 | 1000mm                | 1100mm                |
| Overall Height (Min - Max)          | 835mm - 1020mm        | 835mm - 1020mm        | 810mm - 1100mm        |
| Number of Lamps                     | 2 LED                 | 2 LED                 | 2 LED                 |
| Lamp Power (Watts)                  | 1                     | 1                     | 1                     |
| Control Type                        | Touch Control         | Touch Control         | Push Button           |
| Type of filter                      | Aluminium or Charcoal | Aluminium or Charcoal | Aluminium or Charcoal |
| No of Cassette Filters              | 3                     | 3                     | 4                     |
| Charcoal filter provided            | Yes                   | Yes                   | Yes                   |
| No of Charcoal Filters              | 2                     | 2                     | 2                     |
| Maximum Noise Level dB(A)           | 67                    | 67                    | 67                    |
| Max Air Capacity m <sup>3</sup> /hr | 605                   | 605                   | 610                   |
| Boost Setting                       | Boost                 | Boost                 | Boost                 |
| Air Capacity m <sup>3</sup> /hr     | 690                   | 690                   | 685                   |
| Boost Noise Level dB(A)             | 70                    | 70                    | 70                    |

# Unlock a Wickes kitchen

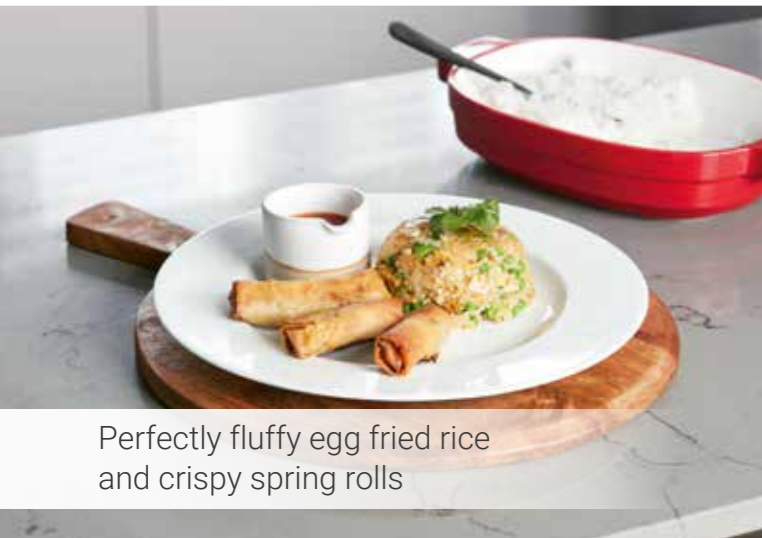
Check out our easy to follow recipes that showcase some of the best AEG appliances and kitchen features, helping to take your cooking to the next level.



Scan this QR for a quick link or visit [wickes.co.uk/unlock-a-wickes-kitchen](https://www.wickes.co.uk/unlock-a-wickes-kitchen)



Each Leisure range cooker is prepared with methodical care, seasoned with thoughtfully selected, refined technologies and garnished with both rustic and modern designs.



Perfectly fluffy egg fried rice and crispy spring rolls



Succulent roast lamb with parmentier potatoes



Sizzling steak on an induction hob with built in extractor



See our oven with built-in food sensor in action. Perfectly cooked meat every time



Cook in half the time with a combi microwave oven




Discover our top tip for serving those delicious pancakes all at once



| Cookmaster             | Anthracite: 311181                        | Anthracite: 311182               |                                  | Anthracite: 311183  | Anthracite: 311180               |                                  |
|------------------------|---|----------------------------------|----------------------------------|---------------------|----------------------------------|----------------------------------|
|                        | Black: 119661                             | Black: 119657                    | Black: 119664                    |                     |                                  |                                  |
| Details                | Cooker Fuel                               | Electric                         | Dual Fuel                        | Gas                 | Electric                         | Dual Fuel                        |
| Hob Features           | Pan support type                          | Ceramic glass                    | Cast Iron                        | Cast Iron           | Ceramic glass                    | Cast Iron                        |
|                        | Ignition                                  | -                                | Mains push button                | Mains push button   | -                                | Mains push button                |
| Burners/ Heating zones | No. Of Burners/Heating zones              | 5                                | 5                                | 5                   | 5                                | 7                                |
|                        | Wok burner                                | -                                | ✓                                | ✓                   | -                                | ✓                                |
| Timer                  | Type                                      | Programmable LED Timer and clock | Programmable LED Timer and clock | LED Timer and clock | Programmable LED Timer and clock | Programmable LED Timer and clock |
| Top Left Cavity        | Function                                  | Grill                            | Grill                            | Grill               | Grill                            | Grill                            |
|                        | Telescopic runner system                  | ✓                                | ✓                                | -                   | -                                | -                                |
| Bottom Left Cavity     | Oven type                                 | Fan                              | Fan                              | Conventional        | Fan                              | Fan                              |
|                        | Volume (litre)                            | 63L                              | 63L                              | 63L                 | 63L                              | 63L                              |
|                        | Energy Rating                             | A                                | A                                | A+                  | A                                | A                                |
|                        | Oven temp range                           | 80-240°C                         | 80-240°C                         | Gas mark 1 - 9      | 80-240°C                         | 80-240°C                         |
|                        | Removable inner door glass                | ✓                                | ✓                                | ✓                   | ✓                                | ✓                                |
|                        | Catalytic liners on side walls            | ✓                                | ✓                                | ✓                   | ✓                                | ✓                                |
| Top Right Cavity       | Telescopic runner system                  | ✓                                | ✓                                | ✓                   | Shelf pos 2                      | Shelf pos 2                      |
|                        | Oven type                                 | Fan                              | Fan                              | Fan                 | Conventional                     | Conventional                     |
|                        | Volume (litre)                            | 79L                              | 79L                              | 79L                 | 65L                              | 65L                              |
|                        | Energy Rating                             | A                                | A                                | A                   | A                                | A                                |
|                        | Oven temp range                           | 80-240°C                         | 80-240°C                         | 80-240°C            | 80-240°C                         | 80-240°C                         |
|                        | Removable inner door glass                | ✓                                | ✓                                | ✓                   | ✓                                | ✓                                |
| Bottom Right Cavity    | Catalytic liners on side walls            | ✓                                | ✓                                | ✓                   | ✓                                | ✓                                |
|                        | Function                                  | n/a                              | n/a                              | n/a                 | Storage                          | Storage                          |
| Accessories included   | Number of shelves                         | 6                                | 6                                | 6                   | 5                                | 5                                |
|                        | Grill Pan set                             | ✓                                | ✓                                | ✓                   | ✓                                | ✓                                |
|                        | Grill Pan handle                          | ✓                                | ✓                                | ✓                   | ✓                                | ✓                                |
| Dimensions & Weights   | Net Weight (kg)                           | 87.2                             | 90.1                             | 92.4                | 91.2                             | 99.6                             |
|                        | Gross Weight (kg)                         | 97                               | 100                              | 102                 | 102.2                            | 108.4                            |
|                        | W x H X D (mm)                            | 900 x 900 x 600                  | 900 x 900 x 600                  | 900 x 900 x 600     | 1000 x 900 x 600                 | 1000 x 900 x 600                 |
|                        | Adjustable feet for levelling             | ✓                                | ✓                                | ✓                   | ✓                                | ✓                                |
| Installation           | Minimum Fuse Protection                   | 40A                              | 32A                              | 13A                 | 40A                              | 32A                              |
|                        | LPG conversion kit available              | n/a                              | ✓                                | -                   | -                                | ✓                                |
|                        | Flame Safety Device (FSD) (Gas + DF only) | n/a                              | ✓                                | ✓                   | -                                | ✓                                |
|                        | Energy rating                             | A/A                              | A/A                              | A+/A                | A/A                              | A/A                              |

## Leisure Range Cookers



|                        |                               | Stainless Steel: 119655          | Stainless Steel: 119653          | Stainless Steel: 285043          | Stainless Steel: 117354          | Stainless Steel: 285042          |
|------------------------|-------------------------------|----------------------------------|----------------------------------|----------------------------------|----------------------------------|----------------------------------|
| Details                | Cooker Fuel                   | Electric                         | Dual Fuel                        | Electric                         | Dual Fuel                        | Electric                         |
|                        | Colours                       | Stainless Steel, Black           | Stainless Steel, Black           | Stainless Steel                  | Stainless Steel, Black           | Stainless Steel                  |
| Hob Features           | Dedicated hob top griddle     | -                                | ✓                                | -                                | ✓                                | -                                |
|                        | Pan support type              | Ceramic Glass                    | Cast Iron                        | Ceramic Glass                    | Cast Iron                        | Ceramic Glass                    |
|                        | Ignition                      | -                                | Automatic                        | -                                | Automatic                        | -                                |
| Burners/ Heating zones | No. Of Burners/Heating zones  | 5                                | 5                                | 5                                | 5+1                              | 5                                |
|                        | Wok burner                    | -                                | ✓                                | -                                | ✓                                | -                                |
| Timer                  | Type                          | Programmable LED Timer and clock | Programmable LED Timer and clock | Programmable LED Timer and clock | Programmable LED Timer and clock | Programmable LED Timer and clock |
| Top Left Cavity        | Type                          | Conventional Oven + Grill        | Conventional Oven + Grill        | Grill                            | Grill                            | Grill                            |
|                        | Removable Door Glass          | ✓                                | ✓                                | ✓                                | ✓                                | ✓                                |
|                        | Telescopic runner system      | ✓                                | ✓                                | -                                | ✓                                | -                                |
| Bottom Left Cavity     | Energy Rating                 | A                                | A                                | A                                | A                                | A                                |
|                        | Oven type                     | Fan                              | Fan                              | Fan                              | Fan                              | Fan                              |
|                        | Volume (litre)                | 63L                              | 63L                              | 63L                              | 63L                              | 63L                              |
|                        | Energy Rating                 | A                                | A                                | A                                | A                                | A                                |
|                        | Oven temp range               | 80-240°C                         | 80-240°C                         | 80-240°C                         | 80-240°C                         | 80-240°C                         |
|                        | Removable inner door glass    | ✓                                | ✓                                | ✓                                | ✓                                | ✓                                |
| Top Right Cavity       | Oven type                     | Fan                              | Fan                              | n/a                              | Conventional with slow cook      | Conventional with slow cook      |
|                        | Volume (litre)                | 79L                              | 79L                              | n/a                              | 33L                              | 33L                              |
|                        | Energy Rating                 | A                                | A                                | n/a                              | A                                | A                                |
| Bottom Right Cavity    | Oven temp range               | 80-240°C                         | 80-240°C                         | n/a                              | 50-240°C                         | 50-240°C                         |
|                        | Removable inner door glass    | ✓                                | ✓                                | n/a                              | ✓                                | ✓                                |
|                        | Oven type                     | n/a                              | n/a                              | Fan                              | Conventional                     | Conventional                     |
|                        | Volume (litre)                | n/a                              | n/a                              | 79L                              | 65L                              | 65L                              |
|                        | Energy Rating                 | n/a                              | n/a                              | A                                | A                                | A                                |
|                        | Oven temp range               | n/a                              | n/a                              | 80-240°C                         | 80-240°C                         | 80-240°C                         |
| Accessories included   | Number of shelves             | 6                                | 6                                | 5                                | 6                                | 6                                |
|                        | Grill Pan set                 | ✓                                | ✓                                | ✓                                | ✓                                | ✓                                |
|                        | Grill Pan handle              | ✓                                | ✓                                | ✓                                | ✓                                | ✓                                |
| Dimensions & Weights   | Net Weight (kg)               | 90.9                             | 99.6                             | 87.0                             | 99.6                             | 98.9                             |
|                        | Gross Weight (kg)             | 103                              | 108.4                            | 102.4                            | 108.4                            | 109                              |
|                        | W x H x D (mm)                | 900 x 900 x 600                  | 900 x 900 x 600                  | 1000 x 900 x 600                 | 1000 x 900 x 600                 | 1000 x 900 x 600                 |
| Installation           | Adjustable feet for levelling | ✓                                | ✓                                | ✓                                | ✓                                | ✓                                |
|                        | LPG conversion kit available  | n/a                              | ✓                                | n/a                              | ✓                                | n/a                              |
| Energy rating          |                               | A/A/A                            | A/A/A                            | A/A/A                            | A/A/A                            | A/A/A                            |

## Leisure Hoods

|   | H92PX                       | H92PK                       | H102PX                      | H102PK                      |
|---|-----------------------------|-----------------------------|-----------------------------|-----------------------------|
| Model   | H92PX                       | H92PK                       | H102PX                      | H102PK                      |
| Code  | 104080                      | 104081                      | 104078                      | 104079                      |
| Hood Style                                      | Chimney Hood                | Chimney Hood                | Chimney Hood                | Chimney Hood                |
| Recirculation Filter Included                   | Yes                         | Yes                         | Yes                         | Yes                         |
| Control   | Simple Push Button Controls | Simple Push Button Controls | Simple Push Button Controls | Simple Push Button Controls |
| Dishwasher Safe Grease Filter                   | Yes                         | Yes                         | Yes                         | Yes                         |
| Number of Grease Filters                        | 3                           | 3                           | 3                           | 3                           |
| Number of Speeds                                | 3                           | 3                           | 3                           | 3                           |
| Illumination                                    | 2 x 1.5W LED Lights         | 2 x 1.5W LED Lights         | 2 x 1.5W LED Lights         | 2 x 1.5W LED Lights         |
| Extraction Capacity (m³/h)                      | 190-325-590                 | 190-325-590                 | 190-325-590                 | 190-325-590                 |
| Total Power Consumption (W)                     | 216                         | 216                         | 216                         | 216                         |
| Noise Level (dBA)                               | 47-63-70                    | 47-63-70                    | 47-63-70                    | 47-63-70                    |
| Overall Energy Efficiency Class                 | C                           | C                           | C                           | C                           |
| Fluid Dynamics (Motor) Efficiency Class         | D                           | D                           | D                           | D                           |
| Lighting (Lamp) Efficiency Class                | A                           | A                           | A                           | A                           |
| Grease Filtering Efficiency Class               | C                           | C                           | C                           | C                           |
| Average Energy Consumption of the Hood per Year | 94.3                        | 94.3                        | 94.3                        | 94.3                        |
| Width (cm)                                      | 90                          | 90                          | 100                         | 100                         |
| Colour  | Stainless Steel             | Black                       | Stainless Steel             | Black                       |

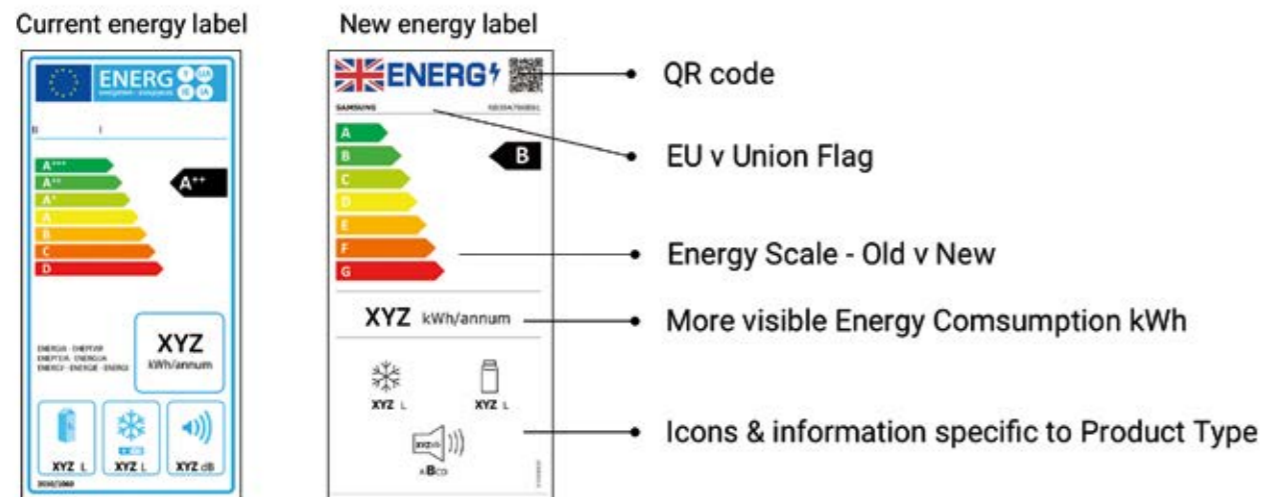


# Energy efficiency rating for appliances

## What's Changed?

- With a high demand for energy efficient appliances, brands began breaking through the previously set standards – finding more ways for products to improve efficiency. In 2010, the grading system expanded, introducing ratings of A+, A++ and even A+++.
- These new ratings blurred the lines between gradings and made it harder for buyers to assess an appliances' true energy efficiency.
- Today's scale has been reverted to a simpler system, with appliances awarded a rating between A and G.
- This means some products that previously rated highly, falling within the A+ categories, have shifted down the scale. This does not mean they have decreased in efficiency.
- This new, simpler scale makes it easier for buyers to detect energy efficiency. It also encourages brands to produce products that are even more energy efficient. You can now find the latest energy rating labels on all new appliances and bulbs.

### How to recognise a rescaled product



## What do we mean by energy efficient?

If an appliance is deemed energy efficient, it operates effectively using less energy. An energy-efficient appliance saves you money and helps you live sustainably.

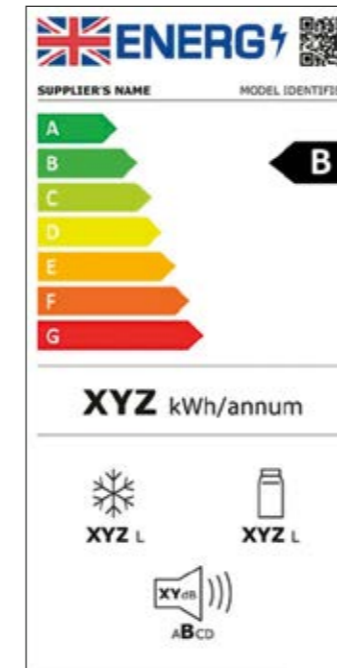
The formula to calculate energy efficiency considers how much power an appliance uses and produces. This means we look for the product that uses the least energy to provide the right amount of power.

## Which product categories are changing?

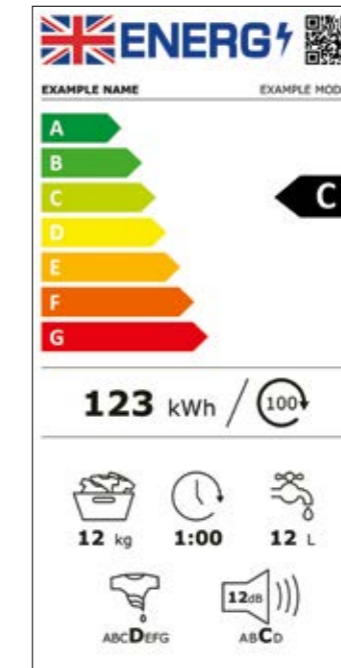
Fridges/Freezers, Washing Machines, Washer-Dryers, Dishwashers and Wine Coolers are now on the new rating system.

Changes to further product categories will occur in 2026, this will include Tumble Dryers, Range Cookers, Ovens and Hoods.

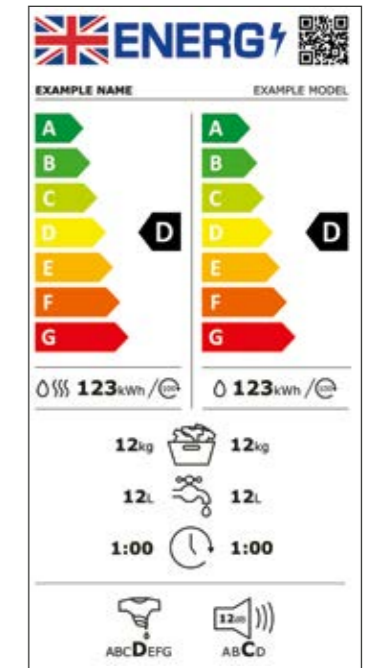
### Fridges/Freezers



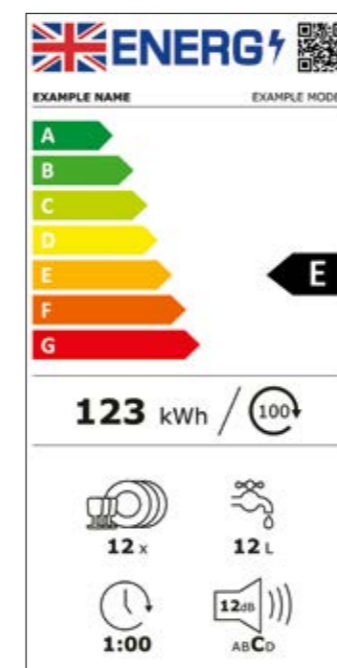
### Washing Machines



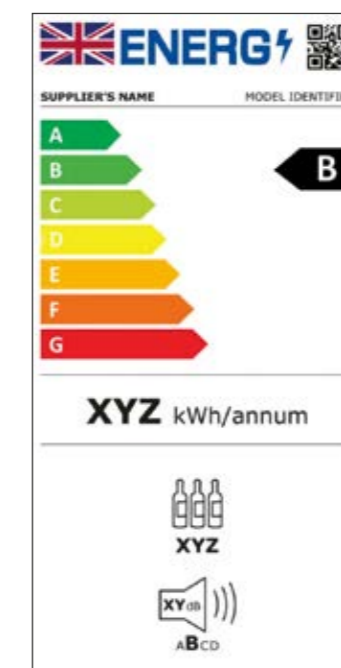
### Washer-Dryers




### Dishwashers



### Wine Coolers







Get in touch

For more ideas, inspiration and to stay up to date on our latest kitchen offers, follow us on Pinterest, Instagram, Facebook and TikTok and sign up to our emails at [wickes.co.uk](http://wickes.co.uk)



Visit [wickes.co.uk](http://wickes.co.uk) or call 0330 123 4123

Wickes Building Supplies Limited, Vision House, 19 Colonial Way, Watford, WD24 4JL.

Wickes take every care to ensure that the product design, descriptions, specifications and techniques of constructing our products are accurate at the date of printing. We constantly strive to improve our products and this may result from time to time in changes to our ranges. Please check that design, descriptions, specifications and techniques of construction described in this brochure are still valid at the time of purchase. Colours in this Brochure are as accurate as the print process will allow. © Wickes Building Supplies Limited 2024. All rights reserved. No part of this publication may be produced or transmitted in any form or by any means electronic, mechanical, photocopying, recordings or otherwise or stored in any retrieval system of any nature without the written permission of the copyright holder and the publisher.

310909 Printed November 2024

