

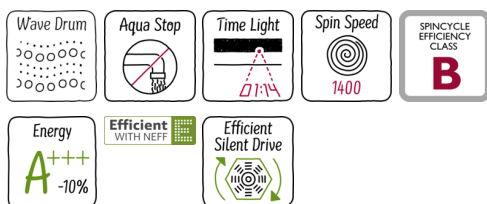
Built-in washing machine, 8 kg, 1400 rpm
W544BX1GB



COOKING PASSION SINCE 1877



A+++



The extraordinarily quiet and durable built-in washing machine with an 8 kg load capacity, special short cycles and stain removal programmes and projection of time remaining.

- ✓ Optimum washing results in 65% less time with SpeedPerfect.
- ✓ Save water and costs thanks to the automatic load adjustment system.
- ✓ Super Quick 15': Washes, rinses, and spins in just 15 minutes.
- ✓ Powerful, intelligent, very quiet EcoSilence Drive motor with 10-year-warranty.
- ✓ Special stain removal programmes specifically target grease, tomato and red wine stains.
- ✓ TimeLight – the time remaining in the programme is projected onto the floor.
- ✓ AquaStop offers reliable protection against water damage.
- ✓ Large display for easier programme navigation and more intuitive operation of the appliance with wash programme time delay of up to 24 hours.

Features

Technical Data

Construction type : Built-in
 Door hinge : Left
 Color / Material body : White
 Length of electrical supply cord (cm) : 210
 Height for building under : 820.00
 Height of the product (mm) : 818
 Dimensions of the product (mm) : 818 x 596 x 544
 Wheels : No
 Net weight (kg) : 76.492
 Drum volume (l) : 55
 Main colour of product : White
 Door Frame : white
 Noise level washing (dB(A) re 1 pW) : 41
 Connection rating (W) : 2300
 Current (A) : 10
 Voltage (V) : 220-240
 Frequency (Hz) : 50
 Energy Star Qualified : No
 Cord Included : Yes
 Plug type : GB plug
 Length of drain hose (in) : 86.61
 Length of supply hose (in) : 86.61
 Appliance Dimensions (h x w x d) (inches) : x x
 Dimensions of the packed product (in) : 34.44 x 25.98 x 27.16
 Net weight (lbs) : 169
 Gross weight (lbs) : 170
 Length of drain hose : 220.00
 Length of supply hose : 220.00
 Dimensions of the packed product (HxWxD) (mm) : 875 x 690 x 660
 Gross weight (kg) : 77.2
 Connection rating (W) : 2300
 Current (A) : 10
 Voltage (V) : 220-240
 Frequency (Hz) : 50
 Approval certificates : CE, VDE
 Water protection system : Aquastop
 Spin speed options : Variable
 Digital countdown indicator : Yes
 Drying progress indicator : LED, LED-display

Optional accessories

WMZ2381	Extension for cold water inlet /Aquastop
Z7060X1	Height-adjustable feet
Z7080X0	Accessory



Built-in washing machine, 8 kg, 1400 rpm

W544BX1GB

Features

Performance

- Energy Efficiency Class: A+++
- Capacity: 8 kg
- Maximum spin speed: 1400 rpm**
- B spin class
- Energy consumption :Weighted p.a. E-Consump. EU: 176 kWh kWh per year, based on 220 standard washing cycles
- Energy consumption: standard 60 °C cotton programme 1.09 kWh full load and 0.56 kWh partial load and 40 °C cotton programme 0.56 kWh partial load
- Indication that Eco 40-60 is the standard washing program to which the information in the label and the fiche relates, that this program is suitable to clean normally soiled cotton laundry and that this is the most efficient program in terms of combined energy and water consumption. The actual temperature may vary with this combination from the specified program temperature. Washing times will be extended for the benefit of lower energy consumption. Washing effect A is always guaranteed in the process.
- Weighted power consumption off-mode / left-on mode: 0.12 W / 0.5 W
- Water consumption 11000 litres per year, based on 220 standard washing cycles
- Programme time:60 °C cotton programme 197 min at full load 156 min at partial load and 40 °C cotton programme 156 min partial load
- Noise level washing : 41dB (A) re 1pW: Noise level spinning:66dB (A) re 1 pW

Programmes/functions

- Special programmes: Drain / Spin, Shirts, Stain - butter/oil, Stain - Red wine, Stain - Tomatoes, Mixed Load, Super Quick 15/30, Quiet wash, Drum clean with reminder, Single rinse, wool/handwash, Standard cold - 40°C
- Touch control buttons: Prewash, Ready in, Temperature, SpeedPerfect, start/pause with reload function, Extra Rinse, Spin speed reduction
- Safeguard monitoring system adjusts load distribution

Key features

- Reload Function – lets you add items even after the programme has started.
- TimeLight – The time remaining in the program is projected onto the floor.
- Intelligent Water System - optimised water consumption during washing cycle
- EcoSilence drive with 10 year warranty

Additional features

- Large display for programme progress indication, temperature, spin speed, remaining time, 24 hours end time delay and load recommendation
- Continuous automatic load adjustment system
- AquaStop: Neff home appliance with lifetime warranty against water damage
- Drum clean with reminder function
- Foam detection system
- Noise insulation: bottom cover
- Detergent dispensing: From front
- Divider for Liquid Detergent
- Buzzer to indicate the end of cycle

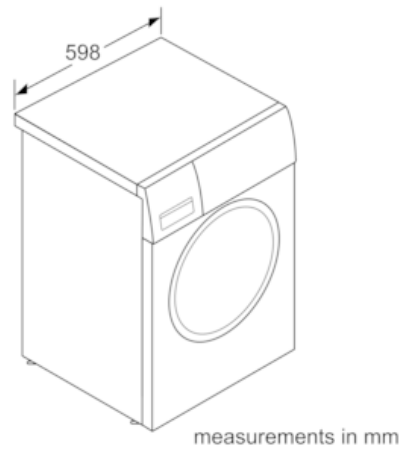
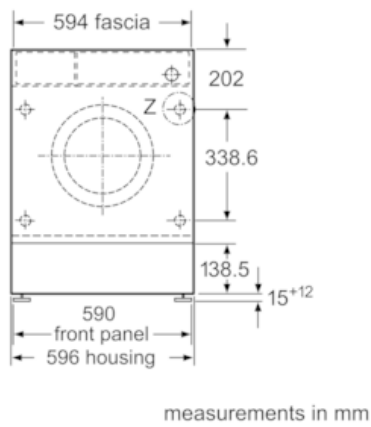
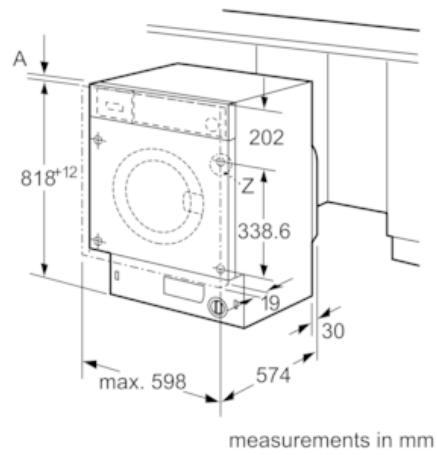
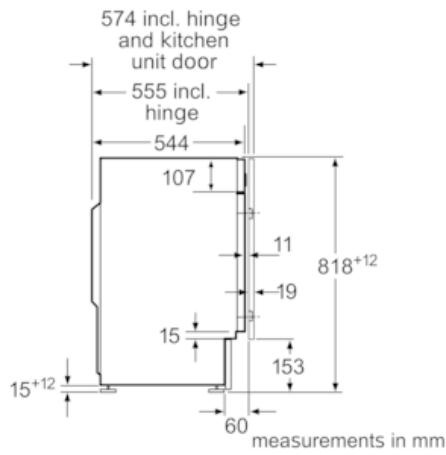
Technical Information

- Fully integratable
- Large white door with 130° opening and 30 cm porthole
- Furniture door is reversible
- Dimensions (H X W X D): 81.8 x 59.6 x 57.4 cm
- Height adjustment with Cardan drive
- adjustable base height: 15 cm
- adjustable base depth: 6.5 cm

** *Values are rounded.*

Built-in washing machine, 8 kg, 1400 rpm
W544BX1GB

Dimensioned drawings



Z detail

