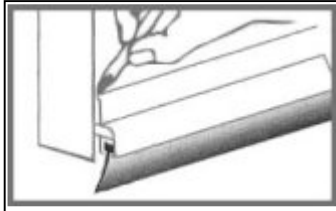





## RUBBER BDS FITTING INSTRUCTIONS

Please read fitting instructions carefully before attempting to fix your Rubber BDS.



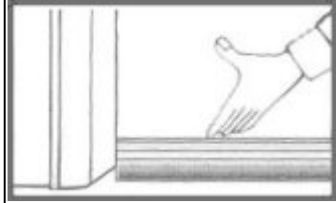
**1**

Place the Rubber Bottom Door Strip against the internal base of the door and mark the width of the door onto the Strip.



**2**

Cut the Rubber Bottom Door Strip to the exact door width. Position the excluder at the bottom of the door on the inside, ensuring the door is closed and the rubber is touching the raised threshold along its length.



**3**

Mark off the fixing holes with a pencil and using a bradawl start holes in the door base. Affix the Door Strip using the screws provided.

### TOOLS REQUIRED

Pencil, small hacksaw, screwdriver, bradawl.