

**Yale**

WS6 Door Chain Fitting Instructions

Tools Required



Posidrive
Screwdriver



Bradawl



Pencil

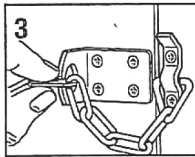
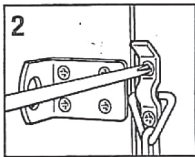

Fitting Instructions

Prior to fitting familiarise yourself with its simple action by passing the flat link through the slot in the locking plate. If fitting onto a hardwood door it may be necessary to drill pilot holes for the fixing screws. Caution: Before fitting screws check position of any glass in door or frame.

1. Position large locking plate close to the opening edge of door. Prepare one fixing hole with bradawl and fit screw. Do not overtighten. Repeat operation for each screw ensuring plate remains horizontal (fig1).
2. Position staple and chain on the door frame near to the edge then secure with fixing screws as above. Ensure that staple is fitted with the lip at the top to provide a parking position for the chain when not in use (fig2).
3. To restrict opening of the door pass flat link through the slot in locking plate (fig3).

Product Care

Do not use abrasive cleaners, solvents or polish. Hand wipe with a moist soft cloth.

**Yale**

The world's favourite lock since 1843

School Street, Willenhall, West Midlands WV13 3PW

www.yale.co.uk



2 Year Guarantee Statement

This product is guaranteed for consumers against faulty workmanship, materials and function for a period of 2 years from the date of purchase providing the full installation and maintenance instructions are followed. Please keep your proof of purchase safe, this must be submitted when making a claim under this guarantee.

Please note that it is a condition of this guarantee that your Yale product:

- Has been correctly installed and maintained in accordance with the Yale installation and maintenance instructions provided to you at the time of purchase.
- Has not been modified or damaged in any way.
- Has not been subjected to unauthorised repairs.

Yale are responsible under this guarantee for repairing the product or replacing the product as we deem necessary. If there is a fault with the product, please visit www.yale.co.uk/help.

Please do not carry out any repairs without our authority or by using an unauthorised person. Any repairs or other works carried out without our authorisation or by using an unauthorised person will not be covered under this guarantee.

This guarantee is non transferable and applies to products purchased in the United Kingdom only. This guarantee does not apply to normal wear and tear. This does not affect your statutory rights. A full copy of this guarantee is available upon request by writing to Yale UK, School Street, Willenhall, West Midlands WV13 3PW or by visiting our website www.yale.co.uk/help.