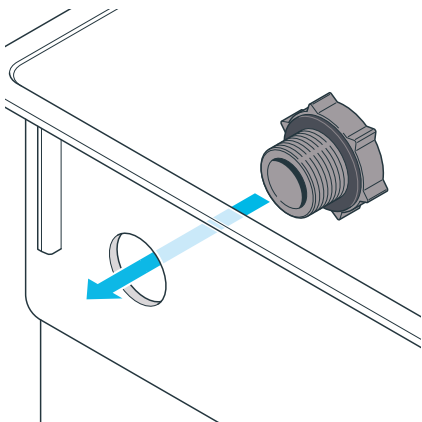


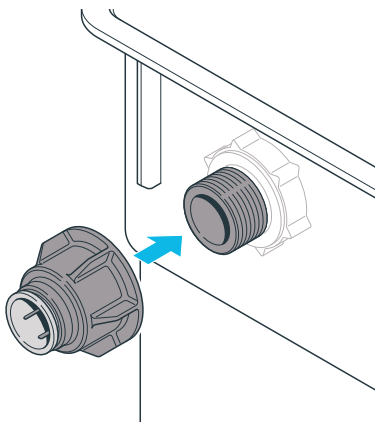
Installation user instructions

1



To install the Speedfit Tank Connector unscrew the nut and push the body of the fitting through the hole with the washer on the inside of the plastic tank.

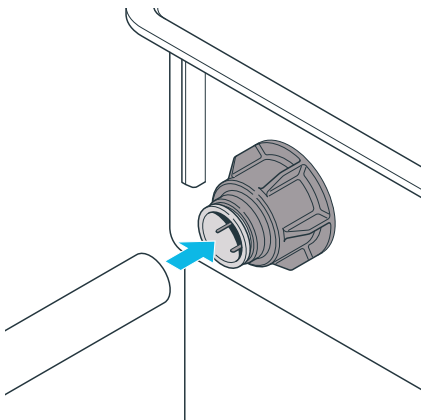
2



Hand tighten the nut onto the body.

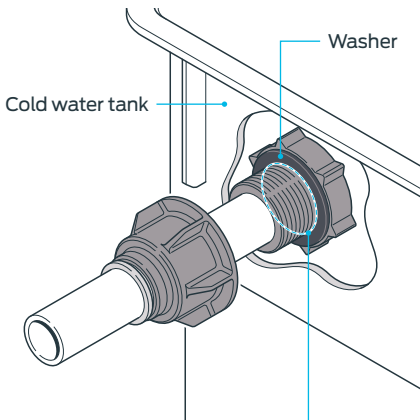
Note: Further mechanical tightening will damage the fitting.

3



Push the pipe into the connector.

Maximum wall thickness of plastic tank 4mm.



Hole diameter:
15mm pipe – 29mm
22mm pipe – 36mm
28mm pipe – 46mm