

EVA-LAST®

INSPIRED BY NATURE, DESIGNED FOR LIFE.



Infinity™


CLEANING & CARE
GUIDE

CE FSC Intertek ISO 9001 SCA

www.eva-last.co.uk

Infinity™ Cleaning and Care Guide

Eva-Last® is truly designed for easy living. That's why, unlike natural wood, Eva-Last® Infinity™ co-extruded composite decking is ultra-low maintenance, easy to care for and requires no costly staining, sealing or varnishing, all whilst preserving the environment. All exterior building materials require some form of cleaning; all your Eva-Last® Infinity™ deck needs to have a long, beautiful life and to keep its 'just-installed-good-looks' is an occasional sweep with soapy water and a gentle power wash.



Eva-Last® Infinity™'s anti-microbial properties also make it germ resistant and completely hygienic for the whole family. Our Eva-Last® Experts are here to help you through every stage of owning and caring for an Eva-Last® Infinity™ deck. For assistance please submit an enquiry at www.eva-last.co.uk

Before you start

The first step in caring for your Eva-Last® Infinity™ deck is to ensure that it is properly installed. You are strongly urged to familiarise yourself with the Eva-Last® Infinity™ Installation Guide as a solid foundation and careful attention to installation are the first and most important steps to creating a long lasting deck. Installation guides are easily downloadable at www.eva-last.co.uk

- If possible, try and install your deck last in the construction process. If this is not possible, your deck should be properly covered at all times with a sheet of tarp or construction grade plastic to avoid damaging the surface.
- Ensure that masonry/cement construction is set properly before ever installing the decking material. Better yet, install your deck after all masonry/cement construction has been completed. It is important to protect decking during masonry construction. White or hazy residue from mineral deposits (efflorescence) can leach out of stone and masonry materials after water evaporates, leaving the deposits behind. This can only be prevented with complete and secure coverage of the decking surface area during the construction phase or installation of the decking after the masonry construction phase.
- Minerals from soils in certain arid and mountainous environments can also cause a hazing effect when deposited on the deck surface. These deposits may be due to rain water mixing with runoff from roofs, soil/dirt, pathways, etc. When water evaporates off a deck it can leave behind a haze that can be washed away easily if tended to reasonably quickly. If this haze is left for a long period of time it can build up and create layers, making it more difficult to clean.
- A high pressure hose with a fan tip may be necessary in the cleaning and care of Eva-Last® Infinity™ products. Use at pressures under 1500 psi and at a distance of at least 300 mm away from the surface when spraying.
- When using soaps, follow the manufacturer's instructions and test in an inconspicuous area or an off-cut to make sure the cleaner does not harm the deck surface.
- The use of cleaning products that contain bleach or acid are not recommended.
- Certain ingredients in products such as insect repellent and sunblock contain chemicals that could cause a reaction and harm your deck's surface. Please take care to ensure you keep these products away from your deck.
- Swimming pool chemicals can be harmful to your deck's surface. If swimming pool pH levels are not kept normal the swimming pool water can become highly saturated and create a corrosive environment which will damage the decking boards surface. Best practice is to maintain a normal pH pool that does not have high saturation. If chemicals that are not for normal PH level balance in a swimming pool are used on the deck they can stain or mark the deck. See 'Decks around pools' for more detailed info.

Cleaning your deck: Using a hard-bristled broom or high pressure hose

What you will need



Eva-Last®
Deck Wash



Water



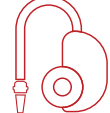
Bucket



Sponge



Hard-bristled
broom



A high pressure
hose with fan tip

STEP 1:

Apply soapy water to your deck with a sponge.

STEP 2:

Sweep the liquid over your deck using the hard-bristled broom, making sure to remove all dirt and residue from the gaps between the decking boards. Sweeping in the direction of the grain is best.

STEP 3:

If residue and/or dirt are still evident on your deck, a high pressure hose is very effective in removing stubborn and unavoidable organic waste.

NB: Use a high pressure hose with a wide fan tip at pressures under 1500 psi. Remember to keep the hose at least 300 mm away from the surface when spraying.

For best results, high pressure hose your deck whilst simultaneously brushing it with a hard-bristled broom and soapy water. We recommend pressure washing your deck once a month to keep it looking clean and cared for.

Please exercise extreme caution as pressure washing can damage your Eva-Last® Infinity™ deck if done incorrectly. If you notice any changes to the surface of your deck, stop immediately and contact Eva-Last®.



Caring for your deck

- Maintain a deck that is dry and clean.
- The best way to keep your deck free from stubborn stains is to clean them off as soon as they occur. Oil, grease and food should be removed as soon as possible.
- Don't let organic matter build up on your deck. Leaves and sticks that get stuck in gaps inhibit ventilation, natural movement and retain moisture.
- Use a splat mat underneath your barbecue/grill area to help protect your deck from fatty marks and stains.
- Direct downward gutters away from your deck.
- Position dryer vents away from your deck.
- Soil beneath your deck should be porous to eliminate standing water.
- Never use metal spades or tools with sharp edges on the surface of your deck.
- It's best practice on any flooring surface to pick up objects when moving them rather than dragging them along.
- Apply floor protectors underneath the feet and legs of your furniture to avoid marks and scratches being transferred to your deck. These are inexpensive and can be bought at most hardware stores.
- When using a ladder on your deck, be sure to place a piece of plywood firmly secured to the deck's surface to disperse the load of the ladder's feet. Be sure to follow the ladder manufacturer's instructions and safety tips.

Cleaning your deck

PROBLEM	EVA-LAST [®] SOLUTION
General cleaning	Dry sweep weekly, wash with warm soapy water & a sponge.
Mould & mildew removal	Apply warm, soapy water with a sponge, then brush with a hard-bristled broom or spray with a high pressure hose.
Oil & grease stains	Oil, grease and food spills must be removed as quickly as possible. Apply warm soapy water with a sponge, then brush with a hard-bristled broom or spray with a high pressure hose.
Rust stains	Apply warm, soapy water with a sponge, then brush with a hard-bristled broom or spray with a high pressure hose.
Construction marks	Rub a little alcohol on the affected area.
Minor scuff marks	Apply warm, soapy water with a sponge, then brush with a hard-bristled broom or spray with a high pressure hose.
Weathering	Eva-Last [®] Infinity™ products will weather to a natural matt finish over time. Dry sweep and wash with warm soapy water to remove dirt and grime.
Bird droppings	Apply warm, soapy water with a sponge, then brush with a hard-bristled broom or spray with a high pressure hose.
Ice removal	Allow ice to melt then wipe away. Calcium chloride or rock salt work well in melting ice. A buildup of calcium chloride or rock salt may occur leaving a white residue. This can be easily removed with warm soapy water and a soft non-metal brush or hard bristled broom. Never use metal objects, such as a metal shovel to remove ice or snow from Eva-Last [®] Infinity™ boards.
Heat sources and fire	Bamboo-plastic composite products may retain heat when situated close to heat and fire sources. Proper caution should be taken when Eva-Last [®] Infinity™ is installed near heat sources and fire to ensure no damage occurs to the deck.
Rubber/vinyl/latex mats	Rubber mats such as welcome or grill mats with rubber or latex backing can leave marks on your deck. These marks can be removed with soapy water; however it is best to use vinyl-backed mats or colourfast woven rugs to avoid any marks.
Construction chalk	Coloured chalk often used in construction, can leave permanent marks on most surfaces. Where possible, avoid the use of such chalk on Eva-Last [®] Infinity™ products or use alternatives such as white chalk or baby powder.
Tape marks	Apply warm, soapy water with a sponge, then brush with a hard-bristled broom or spray with a high pressure hose.

Note: The above conditions are considered to be normal maintenance and are therefore not covered by the Eva-Last[®] Infinity™ 25-year (Deck Board)

Decks around pools

It is important to maintain a clean, healthy pool in order to ensure the life and look of your Eva-Last[®] Infinity[™] deck. Pool water may have an effect on your deck, especially if it is unbalanced. Pool water balancing is simply the relationship between different chemical measurements in your pool water. You will probably not change the water in your pool for many years. Continuous filtration and disinfection removes contaminants which keep the water enjoyable but this does not balance your water.

A swimming pool that is balanced has proper levels of pH, total alkalinity and calcium hardness. Maintaining a healthy, clean pool and making sure your pool has balanced levels will ensure the water will have little to no effect on your deck's surface.

As good practice in swimming pool maintenance and hygiene, it is suggested that you regularly test your swimming pool water to ensure that the pH, mineral content and saturation index of your pool water is maintained correctly and within recommended levels. If your swimming pool water is not correctly maintained and the water's pH is not controlled as per recommended standards and ranges, it is likely that a high acidity or alkalinity environment can adversely affect your deck surface and the appearance thereof. These environments are very corrosive and aggressive to most materials and colours, UV absorbers, plastic materials and will also lead to damage, discolouration or scaling of your pool cleaning equipment.

Use a good test kit to measure the chemical levels of pH, total alkalinity and calcium hardness on a weekly basis. Below is a list of best practice ranges:

pH = 7.4 - 7.6

Total alkalinity = 80 - 125 ppm (Marble plaster)

Total alkalinity = 125 - 150 ppm (Fibreglass)

Stabiliser = 40 - 80 ppm

Free chlorine = 1 - 3 ppm


Combined chlorine = 1 - 3 ppm

Calcium hardness = 175 ppm - 225 ppm

Copper = 0 ppm

Iron = 0 ppm

*Please note the above ranges are guides and may vary according to your region and climate



Important! Mineral deposits

Mineral deposits that occur as a result of the evaporation of solutions with high salt contents can leave white residues on a deck surface. The primary cause(s) of this is due to the water quality and/or surrounding environment. One should avoid allowing water with a high mineral content to pool on the deck surfaces where possible. These residues can be cleaned with the methods prescribed as per page 4.

Important! Cleaning products to avoid

We do not recommend using strong alkaline or acid containing detergents to clean the surface of your deck. These cleaning agents contain, amongst other things, bleaching agents like sodium hypochlorite and they may adversely affect your deck's surface and the appearance thereof. It is best to avoid them.

You should now have plenty of information on how to simply and easily care for your Eva-Last[®] Infinity[™] deck. However if you have any further questions or if you have a cleaning or care query that we have not covered here, please do not hesitate to contact Eva-Last[®] for assistance. You can submit an enquiry at www.eva-last.co.uk

Enjoy the outdoors!



GREEN BUILDING COUNCIL SA
MEMBER ORGANISATION

Registered product of the Green Building Council of South Africa

CHOOSE SUSTAINABLE DECKING



MADE WITH SOLAR ENERGY

Pollution free, no greenhouse gases emitted.



RENEWABLE RESOURCES & RENEWABLE ENERGY.

We believe that how we manufacture is just as important as what we manufacture when it comes to going green. That's why we've traded in fossil fuels for renewable energy. Our products are now **manufactured using solar power**. We are fully committed to bringing you a product that's holistically eco-conscious.

Each Eva-Last® range pairs recycled raw ingredients with bamboo for a stronger, more sustainable composite. Bamboo rejuvenates over 30 times faster than traditional hardwoods and it releases 35% more oxygen into our air. Eva-Last® is internationally recognised for our commitment to the environment. We're proud of the work we do to promote environmental sustainability, and invite you to choose timber alternatives that are gentle on the Earth.

- Made from recycled materials
- No trees felled
- No further treatment or toxic chemicals required
- Made using solar energy
- Reduced impact on landfills (Recyclable)
- Reduced carbon footprint



Forest Stewardship Council (FSC) certification ensures that products come from responsibly managed forests that provide environmental, social and economic benefits. The diverse fauna and flora who share our forests are given the time and space to recover from our use of their environments.



www.eva-last.co.uk

SCA Wood UK, Welshpool
Tel: 01938 554 999
Cumbernauld Tel: 01236 454 916
Email: welshpoolsales@sca.com