





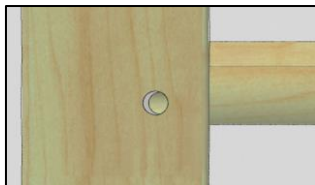
PART	SIZE	MATERIAL	WEIGHT
	89mm long 19mm wide 3mm thick	Stainless steel316 (A4)	0.033kg
	50mm long 12.7mm dia	Stainless steel316 (A4)	0.035kg
	20mm dia	Pine (treated)	0.001kg
	19mm long 4.2mm dia	Stainless steel316 (A4)	0.006kg

How it works.....

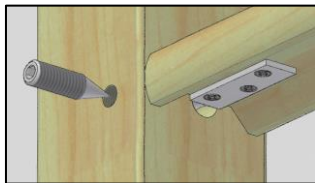
The bracket acts as a steel tenon which is then draw bored using the tapered bolt, which pulls the rail tight to post face, creating a strong joint



Secure bracket to underside of rail. Drill two holes in post



When rail and bracket assembly are inserted, the bracket tenon is offset



The tapered bolt self taps into post and the bolt taper pulls the rail tight



The bolt is covered with timber cap so no fixings are on show

Key features.....

- Can be used on straight runs and corners
- Made from high grade stainless steel so will not rust or corrode
- Creates a strong joint
- Ideal for diy
- Full fitting instructions available
- Tested to BS6180:2011: Barriers in and about buildings – Code of practice - Domestic applications