


ONDULINE DURO SX 35



Lightweight



Eco-responsible



Easy
to install

**ROBUST BITUMINOUS
CORRUGATED ROOF SHEET
FOR PROFESSIONALS**

www.onduline.co.uk

Onduline[®]
Lightweight roofing systems

DURO SX 35



ONDULINE® DURO SX 35

Premium quality bituminous corrugated sheet with industrial aesthetics for a professional finish



Technical characteristics




Length	L	200 cm
Width	w	82 cm
Thickness	t	3.5 mm
Height of corrugation	H	38 mm
Pitch of corrugation	P	96 mm
Product surface		1.64 m ²
Weight of product		5.9 kg
Weight per product surface		3.62 kg/m ²
Corrugations / Flat sections		6 / 5

Accessories

For complete waterproofing for 20-years, ONDULINE DURO SX 35 can be fitted with a range of complementary accessories and fixings:



For maximum ventilation, **ONDUTISS** membranes are the recommended air permeable membrane to use with DURO SX 35 for all timber build structures.




ONDULINE A100 RIDGE

A number of accessories and fixings are available to colour match the full range of **ONDULINE DURO SX 35** sheets:

- Ridges
- Verges

See the full range of accessories at www.onduline.co.uk

Colour range



Intense Anthracite Grey



Intense Red



Classic Red



Forest Green

Onduline Building Products Ltd

Dawson House

Jewry Street

London | EC3N 2EX

enquiries@onduline.net

+44 (0)207 727 0533