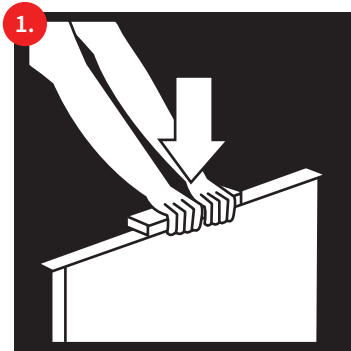


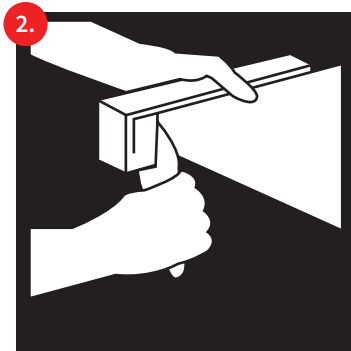
Laminate Edging

Installation Instructions

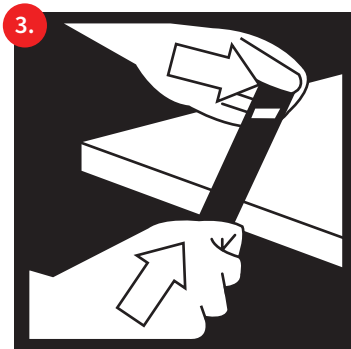
Please follow the simple steps below.
The edging strip can be applied using any standard impact adhesive.



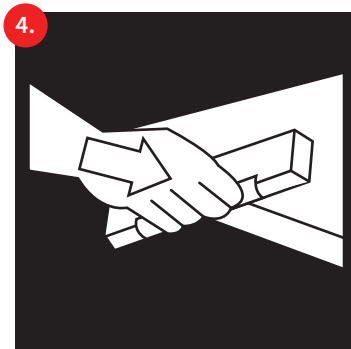
1. Press down firmly using wooden block



2. Carefully pare off overhang



3. Gently file excess width



4. Smooth edge with sandpaper

Important: Care must be taken when fitting edging tape due to possible sharp edges.

Wilsonart Limited, Lambton Street Industrial Estate, County Durham, DL4 1PX

T: 01388 774661 F: 01388 774861

www.wilsonart.co.uk