




**Product data sheet** (in accordance with EU regulation no. 811/2013)

1	Brand name		Vaillant
2	Models	I	VUW 20/26CS/1-5 (N-GB)
		II	VUW 25/32CS/1-5 (N-GB)
		III	VUW 30/36CS/1-5 (N-GB)
		IV	VUW 30/40CS/1-5 (N-GB)
		V	VUI 30/40CS/1-5 (N-GB)
		VI	-

				I	II	III	IV	V	VI
3	Temperature application			High/Medium/Low	High/Medium/Low	High/Medium/Low	High/Medium/Low	High/Medium/Low	-
4	Hot water generation: Specified load profile			XL	XL	XL	XL	XL	-
5	Seasonal space heating energy efficiency class			A	A	A	A	A	-
6	Hot water generation: Energy-efficiency class			A	A	A	A	A	-
7	Room heating: Nominal heat output(*8) (*11)	$P_{rated}$	<i>kW</i>	20	25	30	30	30	-
8	Annual energy consumption(*8)	$Q_{HE}$	<i>kWh</i>	9667	12201	14565	14826	14825	-
9	Annual electricity consumption(*8)	<i>AEC average</i>	<i>kWh</i>	24	22	22	21	48	-
10	Annual fuel consumption(*8)	<i>AFC</i>	<i>GJ</i>	18	19	18	17	18	-
11	Seasonal space heating energy efficiency(*8)	$\eta_s$	%	93	94	94	94	94	-
12	Hot water generation: Energy efficiency(*8)	$\eta_{WH}$	%	87	84	87	89	86	-
13	Sound power level, indoor	$L_{wa, indoor}$	<i>dB(A)</i>	46	45	47	49	49	-
14	Option to only operate during low-demand periods.			-	-	-	-	-	-

15		All specific precautions for assembly, installation and maintenance are described in the operating and installation instructions. Read and follow the operating and installation instructions.
16		"smart" value "1": The information on the hot water generation energy efficiency and on the annual power or fuel consumption applies only when the intelligent control system is switched on.
17		All of the data that is included in the product information was determined by applying the specifications of the relevant European directives. Differences to product information listed elsewhere may result in different test conditions. Only the data that is contained in this product information is applicable and valid.

(\*8) For average climatic conditions

(\*11) For boilers and combination boilers with a heat pump, the nominal heat output "Prated" is the same as the design load in heating mode "Pdesignh", and the nominal heat output for an auxiliary boiler "Psup" is the same as the additional heating output "sup(Tj)"







**Product information** (in accordance with EU regulation no. 813/2013)

1	Brand name		Vaillant
2	Models	I	VUW 20/26CS/1-5 (N-GB)
		II	VUW 25/32CS/1-5 (N-GB)
		III	VUW 30/36CS/1-5 (N-GB)
		IV	VUW 30/40CS/1-5 (N-GB)
		V	VUI 30/40CS/1-5 (N-GB)
		VI	-

				I	II	III	IV	V	VI
18	Condensing boiler			✓	✓	✓	✓	✓	-
19	Low-temperature boiler(*2)			✓	✓	✓	✓	✓	-
20	B1 boiler			-	-	-	-	-	-
21	Room boiler with combined heat and power			-	-	-	-	-	-
22	Equipped with a supplementary heater			-	-	-	-	-	-
23	Combination heater			✓	✓	✓	✓	✓	-
24	Room heating: Nominal heat output(*11)	$P_{rated}$	kW	20	25	30	30	30	-
25	Usable heat output at nominal heat output and high-temperature operation(*1)	$P_u$	kW	19,8	24,9	29,9	29,8	29,8	-
26	Usable heat output at 30% of the nominal heat output and low-temperature operation	$P_u$	kW	6,7	8,4	10,0	10,0	10,0	-
27	Seasonal space heating energy efficiency	$\eta_{ss}$	%	93	94	94	94	94	-
28	Efficiency for nominal heat output and high-temperature application(*4)	$\eta_t$	%	87,6	88,0	88,1	88,5	88,5	-
29	Efficiency at 30% of the nominal heat output and low-temperature application(*5)	$\eta_t$	%	98,3	98,3	98,6	98,9	98,9	-
30	Auxiliary power consumption: Full load	$e_{l,max}$	kW	0,031	0,028	0,036	0,039	0,039	-
31	Auxiliary power consumption: Partial load	$e_{l,min}$	kW	0,014	0,015	0,016	0,015	0,015	-
32	Power consumption: Standby-mode	$P_{sb}$	kW	0,002	0,002	0,002	0,001	0,001	-
33	Heat loss: Standby	$P_{sby}$	kW	0,047	0,049	0,049	0,056	0,055	-
34	Ignition flame energy consumption	$P_{sp}$	kW	0,000	0,000	0,000	0,000	0,000	-
35	Nitrogen oxide emissions	$NO_x$	mg/kWh	33	27	28	26	26	-
36	Hot water generation: Specified load profile			XL	XL	XL	XL	XL	-
37	Hot water generation: Energy efficiency	$\eta_{HWH}$	%	87	84	87	89	86	-
38	Daily electricity consumption	$Q_{elec}$	kWh	0,107	0,099	0,099	0,094	0,216	-
39	Daily fuel consumption	$Q_{fuel,average}$	kWh	22,288	23,508	22,389	21,676	22,318	-

40 Manufacturer Vaillant  
 41 Manufacturer's address Vaillant GmbH Berghauser Str. 40 42859 Remscheid Germany

42	 All specific precautions for assembly, installation and maintenance are described in the operating and installation instructions. Read and follow the operating and installation instructions.
43	 This floor-standing boiler with natural draught must only be connected to a flue gas installation assigned to one of several dwellings in existing buildings. The flue gas installation directs combustion residues from the installation room into the open air. It draws the combustion air directly from the installation room and is equipped with an atmospheric sensing device. Due to low efficiency, you must avoid using this floor-standing boiler for any other purposes – it would lead to higher energy consumption and higher operating costs.
44	 Read and follow the operating and installation instructions regarding assembly, installation, maintenance, removal, recycling and/or disposal.
45	 All of the data that is included in the product information was determined by applying the specifications of the relevant European directives. Differences to product information listed elsewhere may result in different test conditions. Only the data that is contained in this product information is applicable and valid.

(\*1) High-temperature operation means a return temperature of 60 °C at the boiler inlet and a flow temperature of 80 °C at the boiler outlet.  
 (\*2) Low-temperature operation means a return temperature (at the boiler inlet) of 30 °C for the floor-standing condensing boiler, of 37 °C for a low-temperature floor-standing boiler and of 50 °C for other boilers.  
 (\*4) High-temperature operation means a return temperature of 60 °C at the boiler inlet and a flow temperature of 80 °C at the boiler outlet.  
 (\*5) Low-temperature operation means a return temperature (at the boiler inlet) of 30 °C for the floor-standing condensing boiler, of 37 °C for a low-temperature floor-standing boiler and of 50 °C for other boilers.  
 (\*11) For boilers and combination boilers with a heat pump, the nominal heat output "Prated" is the same as the design load in heating mode "Pdesignh", and the nominal heat output for an auxiliary boiler "Psup" is the same as the additional heating output "sup(Tj)"



46	Weekly power consumption with an intelligent control system	$Q_{elec, week, smart}$	<i>kWh</i>	-	-	-	-	-	-
47	Weekly power consumption without an intelligent control system	$Q_{elec, week}$	<i>kWh</i>	-	-	-	-	-	-
48	Weekly fuel consumption with an intelligent control system	$Q_{fuel, week, smart}$	<i>kWh</i>	-	-	-	-	-	-
49	Weekly fuel consumption without an intelligent control system	$Q_{fuel, week}$	<i>kWh</i>	-	-	-	-	-	-
50	Nominal heat output for auxiliary heating	$P_{sup}$	<i>kW</i>	-	-	-	-	-	-
51	Type of energy input for the auxiliary boiler			gas	gas	gas	gas	gas	-

(\*1) High-temperature operation means a return temperature of 60 °C at the boiler inlet and a flow temperature of 80 °C at the boiler outlet.

(\*2) Low-temperature operation means a return temperature (at the boiler inlet) of 30 °C for the floor-standing condensing boiler, of 37 °C for a low-temperature floor-standing boiler and of 50 °C for other boilers.

(\*4) High-temperature operation means a return temperature of 60 °C at the boiler inlet and a flow temperature of 80 °C at the boiler outlet.

(\*5) Low-temperature operation means a return temperature (at the boiler inlet) of 30 °C for the floor-standing condensing boiler, of 37 °C for a low-temperature floor-standing boiler and of 50 °C for other boilers.

(\*11) For boilers and combination boilers with a heat pump, the nominal heat output "Prated" is the same as the design load in heating mode "Pdesignh", and the nominal heat output for an auxiliary boiler "Psup" is the same as the additional heating output "sup(Tj)"

