

# KBT700XE



Product family	Hood
Hood Type	Chimney Cooker Hoods
Design	T flat
Extraction	Ducted out or re-circulation possible
Electronic control	Yes
Material	Stainless steel
Type of steel	Brushed
EAN code	8017709286620
Aesthetics	Universal
Colour	Stainless steel
Finishing	Brushed
Logo	Silk screen



## Controls

Control setting	Electronic buttons
-----------------	--------------------

## Program / Functions

No. of speeds	3
Intensive speed	
24h air filter function	
Time-setting options	

## Technical Features

				
No. of lights	2	Anti-grease filters	Aluminium	
Light type	LED	Filter replacement indicator	Yes	
Light power	1.3 W	Vent outlet	150 mm	
Light colour	3000 °K	Minimum distance from GAS hob	650 mm	
Free outlet maximum capacity	610 m³/h	Minimum distance from ELECTRIC hob	500 mm	
Motor power	230 W	Non return valve	Yes	
No. of filters	2			

	Extraction rate IEC 61591 [m³/h]	Noise level IEC 60704- 2-13 [dBA]
Speed 1	256	48
Speed 2	347	55
Speed 3	463	63
Intensive speed	688	72

## Accessories Included

Tube reduction Yes

## Performance / Energy Label



Annual Efficiency Consumption (AEChood) 54 KWh/year

Energy efficiency class (EEC) A

Fluid Dynamic Efficiency (FDE) 29,2

Fluid Dynamic Efficiency class (FDEC) A

Lighting Efficiency (LE) 65,0 lux/W

Lighting Efficiency Class (LEC) A

Grease Filtering Efficiency (GFE) 79,8 %

Grease Filtering Efficiency Class (GFEC) C

Air flow at minumum speed (Qmin) 256 m³/h

Maximum extraction rate 463 m³/h

Intensive extraction rate 688 m³/h

Airbourne acoustical A-weighted sound Power Emission at minimum speed (SPEmin) 47 dBA

Airborne acoustical A-weighted sound Power Emission at maximum speed (SPEmax) 63 dBA

Airbourne acoustical A-weighted sound power emission at boost speed (SPEboost) 71 dBA

Time increase factor (F) 0,9

Energy Efficiency Index per first cavity 51,9

Measured air flow rate at best efficiency point (Qbep) 386 m³/h

Measured air pressure at best efficiency point (Qbep) 428 Pa

Measured electric power input at best efficiency point (Wbep) 157 W

Normal Power of the light system (WI) 3 W

Average illumination of the light on the cooking surface (Emiddle) 157 lux

Sound power level at highest setting (Lwa) 63 dBA

## Electrical Connection

Nominal power 230 W

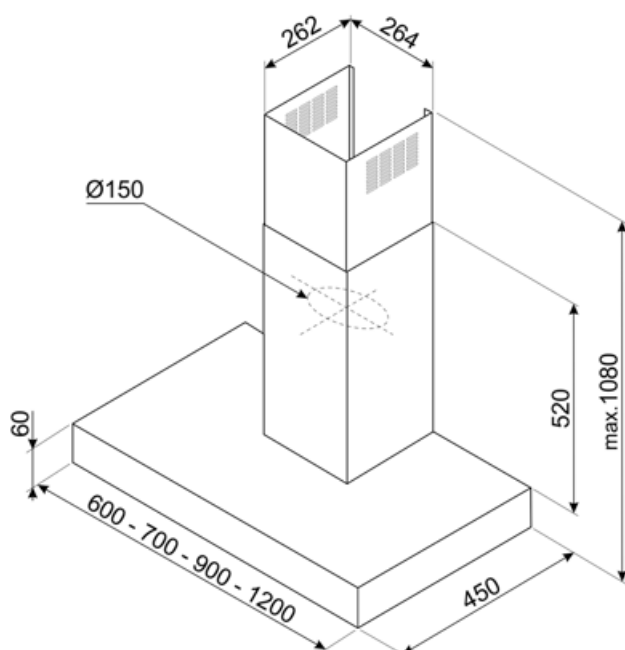
Frequency (Hz) 50-60 Hz

Voltage

220-240 V

Power supply cable  
length

1500 mm



---

## Compatible Accessories

---




### KITCEKBT

Chimney extension, dimensions 261,5 \* 260 \* 830 mm suitable for T-shape hood KBT\* & KBCT\*, max height 1380 mm Stainless Steel



### KITFCKBT

1 pcs of activated carbon filter for hood models KBT\* / KBCT\*



### KITFCKBTR

1 pcs of Charcoal filter Regenerable\* suitable for all the KBT/KBCT models. \* It can be washed in the dishwasher up to 12 times and dry in the oven at max 90° for 60 min. dimension 237,5(H)x245x10 mm

---

## Symbols glossary

---



**24h:** When selected this function refreshes the air for c. 10 minutes every hour over a 24 hour period, at minimum speed and an imperceptible noise level.



**Switch off automatically:** A special setting, to run after the end of cooking for a pre-set time and then switch off automatically.



**Warning light(s):** to advise when filters need changing.



**Intensive/turbo setting:** when extra fast extraction is required.



**Filters:** Model has filters to help remove grease from the steam emanating from the pans during cooking.



**A:** Product drying performance, measured from A+++ to D / G depending on the product family



**Lights:** All cooker hoods feature lights to illuminate the cooking area or add to the ambience of the kitchen.