




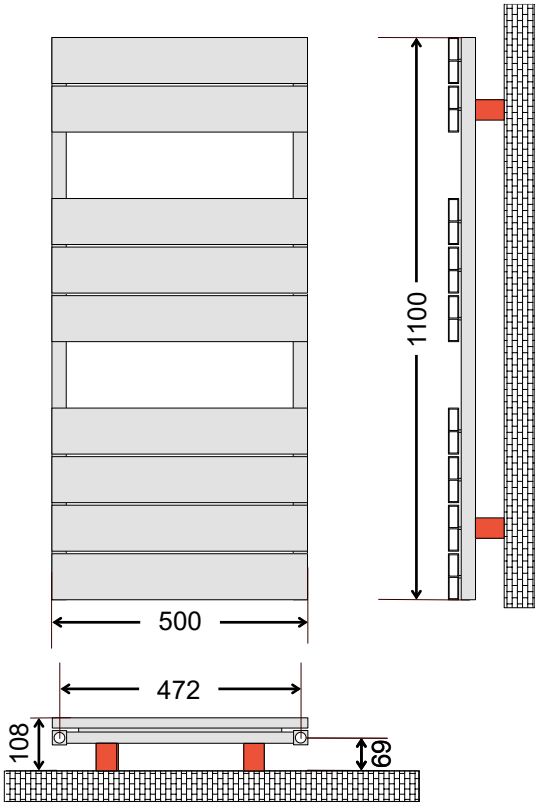


500mm x 1100mm White Inspire

	EAN	5060717431592
	Finish	Gloss White
	Width	1100mm
	Height	500mm
	Fitted Depth	108mm
	Vertical Profile Size	28mm
	Horizontal Profile Size	20mm x 90mm
	Thread to Thread Centre	472mm
	Wall to Thread Centre	69mm
	Thread Orientation	Vertical into Bottom
	Thread Size	1/2" BSP
	Weight	20 kg
Installation & Usage Options		
Central Heating System		
	Thermal Output dt50	508 Watts – 1732 BTU
	Thermal Output dt30	269 Watts – 917 BTU
	Maximum Working Pressure	1000 kPa – 10 Bar

Fitted Dimensions



Product Information

Conform to EN 442 standard

CE Mark applied

Brackets and Fixings included

Specification

Pressure tightness: No leakage at 1.3 x MOP

Resistance to pressure: No breakage at 1.69 x MOP

Maximum operating pressure (MOP): 1000 kPa

Maximum surface temperature: 110°C

Resistance against corrosion: No corrosion after 100 h humidity