

iQ700, Wall-mounted cooker hood, 90 cm, clear glass black printed, Black
LC91KLT60B



Optional accessories

LZ10BXK61	Chimney extension 1000 mm
LZ10BXL61	Chimney extension 1500 mm
LZ11BKB16	Clean Air Plus odor filter (replacement)
LZ11BKI16	Clean Air Plus recirculation kit
LZ11BKP11	Long Life odor filter (replacement)
LZ11BKR11	Long Life recirculation kit (chimless)
LZ11BKS11	Long Life recirculation kit
LZ11BKV16	Clean Air Plus recirc. kit (chimless)

- ✓ iQdrive motor - The quiet, high-performance motor ensures efficient removal of odours and steam.
- ✓ iQdrive motor keeps your kitchen quiet and vapour free.
- ✓ cookConnect – Use your hob to control your extractor hood's power level and lighting.
- ✓ voiceControl – Control hood functions and lighting using your voice.
- ✓ Home Connect – The app that makes your hood work smarter.

Features

Technical Data

Color chimney:	Black
Typology:	Wall-mounted
Length electrical supply cord:	130 cm
Height of the chimney:	420-663/457-750 mm
Height of the appliance:	450 mm
Minimum distance above an electric hob:	450 mm
Minimum distance above a gas hob:	650 mm
Weight:	26.3 kg
Control panel:	Electronic
Number of speed settings:	3-stage + 2 intensive
Maximum output air extraction:	441 m³/h
Boost position output recirculating:	944 m³/h
Maximum output recirculating air:	437 m³/h
Boost position air extraction:	1007 m³/h
Maximum Air flow:	441 m³/h
Number of lights:	2
Noise level:	51 dB(A) re 1pW
Diameter of air outlet:	150 mm
Grease filter material:	Washable stainless steel
EAN code:	4242003934173
Connection Rating:	250 W
Fuse protection:	10 A
Nominal power:	220-240 V
Frequency:	50; 60 Hz
Plug type:	GB plug
Installation type:	Wall-mounted



iQ700, Wall-mounted cooker hood, 90 cm, clear glass black printed, Black LC91KLT60B

Features

Design:

- Angled design
- wall-mounted
- Black glass
- Suitable for ducted and re-circulating operation
- In recirculation operation chimless use possible
- For recirculation operation Clean Air Plus recirculation kit (accessory) or Longlife recirculation kit (accessory) needed.

Core Features:

- Efficient BLDC motor
- 2 PC, LED, 3W, with Colour temperature adjustable
- softLight with dimmer function : the lighting elements switch on and off smoothly.
- softLight with dimmer function : the brightness of the lighting elements can be adjusted.
- Colour Temperature: 3500 K
- Light Intensity: 422 lux
- Powerboost position: Hood can be opened to a defined extraction boost position in order to increase the catch rate of particularly strong cooking smells and large amounts of steam.
- 2 capture areas: front side and bottom side
- 3 metal grease filter(s).

Comfort Features:

- climateControl sensor: Automatic Sensor-based performance control for best results
- 3 power levels and 2 intensive settings
- Automatic reset from intensive to normal setting after 6 min
- Grease and charcoal filter saturation indicators
- after run automatic: 10 minutes

Digital Features:

- Home Connect: operate, monitor and set preferences of your hood via smartphone or tablet (only in countries where Home Connect service is available)
- cookConnect hob based hood control: automatically activates the hood when cooking, thanks to the WiFi connection of hood and suitable hob.
- fully automatic Hood
- Voice Control enabled via popular voice assistants (only in countries where this service is available)
- Performance Profiles: choose between standard, performance or silence profiles to increase the extraction rate or reduce the fan noise via Home Connect App
- Favourite Button: directly access favourite functions with a configurable button (available with connected Home Connect account).
- Smart home trigger, via Favourite button (available with connected Home Connect account): open up the smart universe from your hood (partner service required).

- LED light with adjustable light temperature: Allows you to adapt the light temperature to your personal needs via Home Connect App
- Interval function: available via Home Connect App
- The Home Connect functionality can be extended by integrating numerous applications from external cooperation partners (partnerships)
- Updateable appliance (available with connected Home Connect account): keep appliance always up to date with latest status of software.

Cleaning Comfort:

- Extremely large opening angle for an easy filter accessibility and easy cleaning.
- Easy to clean smooth surfaces and materials.
- easy to clean Inner frame
- Steel filter cover dishwasher-safe

Performance Exhaust:

- According to EN 61591 and EN/ IEC 60704-2-13 your appliance can achieve the following values in exhaust mode: Speed 1: extraction rate 228 m3/h ; noise level 35 dB (A) re1pW Speed 2: extraction rate 325 m3/h ; noise level 43 dB (A) re1pW Speed 3: extraction rate 441 m3/h ; noise level 51 dB (A) re1pW Intensive 1: extraction rate 753 m3/h ; noise level 65 dB (A) re1pW Intensive 2: extraction rate 1007 m3/h; noise level 70 dB (A) re1pW
- Energy Efficiency Class: A+ (at a range of energy efficiency classes from A+++ to D)
- Average Energy Consumption: 39.1 kWh/year*
- Blower Efficiency Class: A*
- Lighting Efficiency Class: A*
- Grease Filtering Efficiency Class: C*

Performance Recirculation:

- According to EN 61591 and EN/ IEC 60704-2-13 your appliance can achieve the following values in recirculation mode with Clean Air plus recirculation kit, for installation with chimney (available as optional accessory): Speed 1: extraction rate 211 m3/h ; noise level 42 dB (A) re1pW Speed 2: extraction rate 315 m3/h ; noise level 51 dB (A) re1pW Speed 3: extraction rate 435 m3/h ; noise level 59 dB (A) re1pW Intensive Speed 1: extraction rate 752 m3/h ; noise level 72 dB (A) re1pW Intensive Speed 2: extraction rate 964 m3/h ; noise level 78 dB (A) re1pW

Technical Information and Sustainability:

- Consumption data:
- Power rating: 250 W
- Voltage: Nominal voltage: 220 - 240 V
- Sustainability:
- Made in Germany: produced at a CO2 neutral production site
- Environmentally friendly packaging
- Most efficient blower technology available on the market
- Available odour filter as regenerative Long Life filter with 10 years lifetime

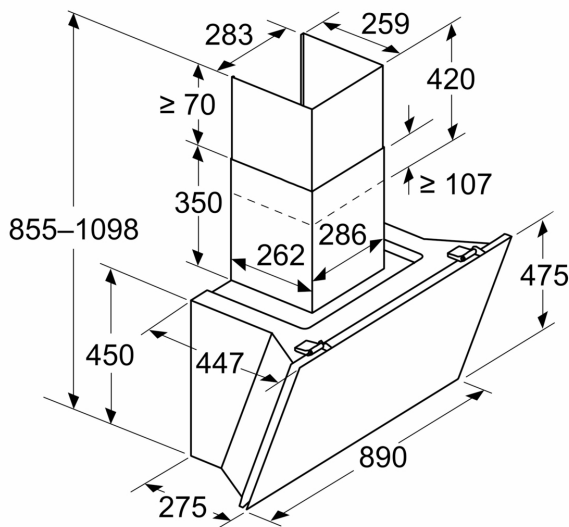
Features	
<ul style="list-style-type: none">• climateControl sensor: Sensor-based performance control for best results with minimum energy consumption. <p>Planning and Installation Information:</p> <ul style="list-style-type: none">• Dimensions exhaust air (HxWxD): 855-1098 x 890 x 447 mm• Dimensions recirculating (HxWxD): 892-1185 x 890 x 447 mm• Dimensions recirculating installation, chimless (HxWxD): 471 mm x 890 mm x 447 mm• simple and weight-reduced mounting thanks to the new easy installation system• Diameter pipe Ø 150 mm (Ø 150 mm enclosed)• Electrical cable length 1.3 m• Back-pressure flap: No	

Features	

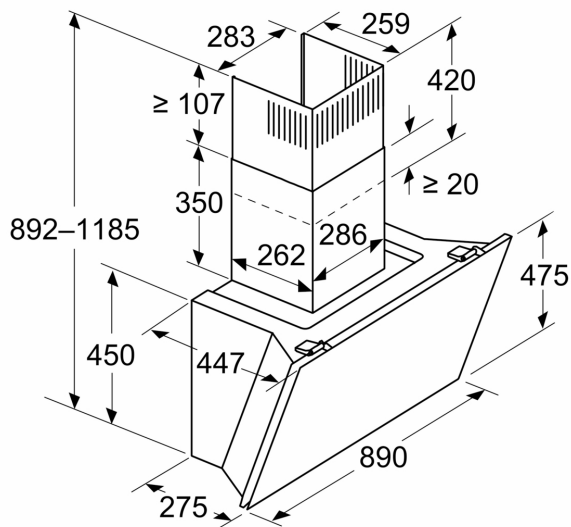
iQ700, Wall-mounted cooker hood, 90 cm, clear glass black printed, Black
LC91KLT60B

Dimensioned drawings

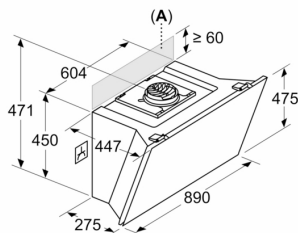
Measurements in mm
Appliance in exhaust air mode



Measurements in mm
Appliance in circulated air mode



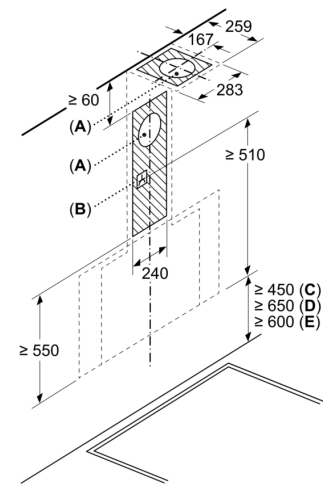
Measurements in mm
Appliance in circulated air mode without duct



Socket can be fitted to the side of or above the appliance

A: Socket only outside the marked area

Measurements in mm



- A: Exhaust-air outlet
- B: Socket
- C: Electric
- D: Gas - from upper edge of pan support
- E: Electric - for Australia and New Zealand

Dimensioned drawings

