


ONDULINE® CLASSIC

for fences & gates



INSTALLATION OF ONDULINE® CLASSIC BITUMINOUS CORRUGATED SHEETS FOR GARDEN FENCES AND GATES.



Easy to install



Aesthetic



Lightweight

Onduline®
Lightweight roofing systems

ONDULINE® CLASSIC FOR FENCES AND GATES



Aesthetic



Lightweight



Easy
to install




High Quality

High quality bituminous corrugated sheets (2000x950mm) for fences and gates to brighten any outdoor space.

AESTHETIC FENCE COVERING

ONDULINE® CLASSIC is the market leading bituminous corrugated roofing sheet, that has traditionally been used to cover the roofs of timber buildings, such as sheds, stables, agricultural and garden buildings. With it's excellent durability, ONDULINE® CLASSIC is made from 50% recycled cellulosic fibres, which are derived from wood giving the panels their mechanical strength that make them well suited as an aesthetic fence covering for existing fences and gates.



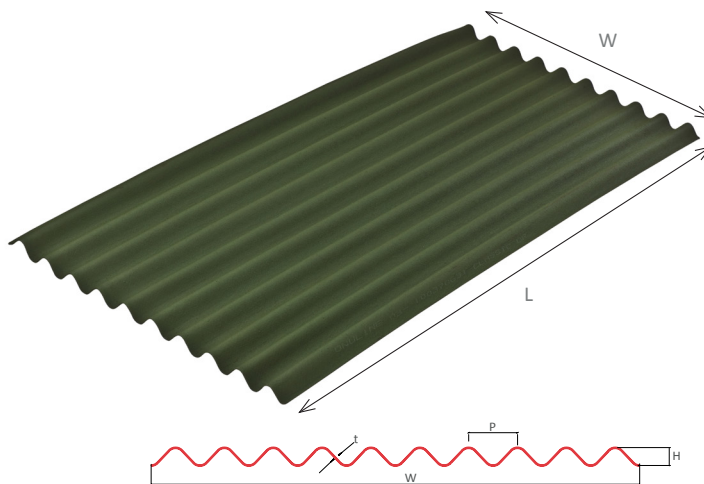
CONTENTS

TECHNICAL CHARACTERISTICS	4
GETTING STARTED	5
INSTALLATION STEPS	6
• Fully boarded	
• Fully boarded with support battens	
INSTALLATION STEPS	8
• Preparation	
• Fixing the sheets	
• Overlaps	
• Fixing guide	
PRODUCT GUARANTEE	11
GENERAL INFORMATION	11

TECHNICAL CHARACTERISTICS

Corrugated bitumen sheet reinforced with cellulosic fibers and thermosetting resin. The composite sheet is coloured with inorganic pigments.

CE EN 534:2010 - Corrugated bitumen sheets
Category R
DOP: 06-001 2016-12-12



SPECIFICATION		
Length	L	200 cm
Width	w	95 cm
Thickness	t	3 mm
Height of the Wave	H	38 mm
Pitch of Corrugation	P	95 mm
Gross Surface		1,9 m ²
Weight		6,4 kg
Weight / M ²		3,4 kg/m ²
Corrugations + Flat Parts		10

MECHANICAL & PHYSICAL PROPERTIES	
Bending under Downward Load	≥ 1400 N/m ²
Tearing Strength	> 200 N
Water Impermeability	Pass ¹
Proportion of Bitumen	> 40%
Homogeneity	Pass ²
Water Absorption	< 20%
Water Vapor Permeability - EN ISO 12572	Not applicable


¹No drop of water underneath sheet after 48 hours

²No area larger than 1 cm² without bitumen

DURABILITY	
Water Impermeability after Ageing	Pass ¹
Tearing Strength after Ageing	> 200 N
Thermal Coefficient	< 100.10-6 1/K

FIRE PERFORMANCE	
Reaction To Fire- EN 13501-1	E

Colours




GETTING STARTED

To install ONDULINE® CLASSIC bituminous corrugated panels to your fence structure, you will need:

ONDULINE® CLASSIC Sheets

The original bitumen-saturated corrugated roofing sheet.

ONDULINE® CLASSIC lightweight sheets are made from a completely safe material, that is free from asbestos and does not contain any hazardous substances. All Onduline's bituminous corrugated sheets and tiles do not emit any dangerous substances in the atmosphere during their installation or during their life cycle.



ONDULINE® Universal Screws

ONDULINE® Screw can be fixed on wood or steel purlins using a power drill. This self-tapping screw has a PVC integrated washer to prevent the sheet riding up on the thread. It enables correct tension to be achieved avoiding over tightening and distortion.

Available in same colour ranges as the ONDULINE® CLASSIC sheets.



Recommended toolkit

The following are some of the tools required to install ONDULINE® CLASSIC as an aesthetic fence covering. Other tools may include a tape measure, electric drill etc. Take extra care and always use protective equipment especially when working with sharp or electric tools.



1. Hand saw



2. Lubricant spray



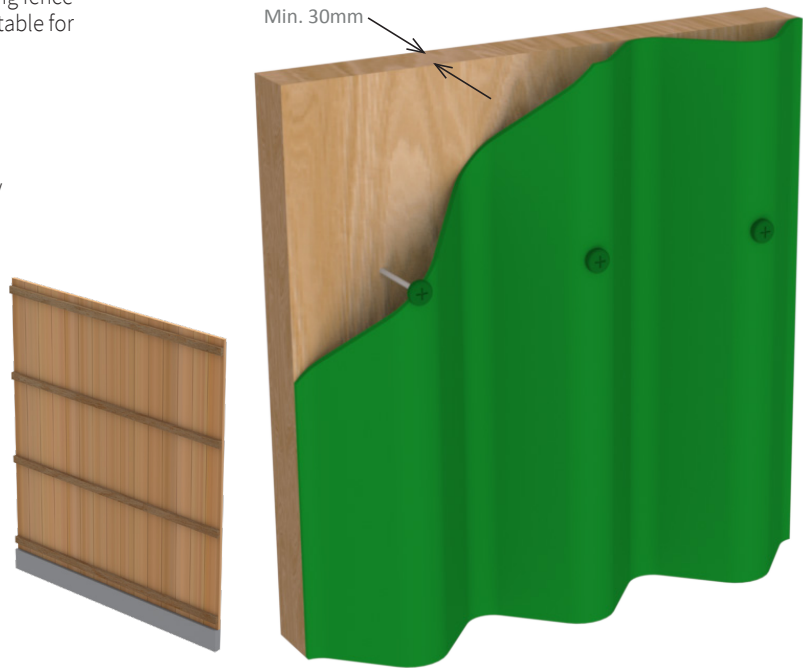
3. Safety gloves

INSTALLATION STEPS

ONDULINE® CLASSIC sheets can be installed on existing fence panels. The following existing fence structures are suitable for the installation.

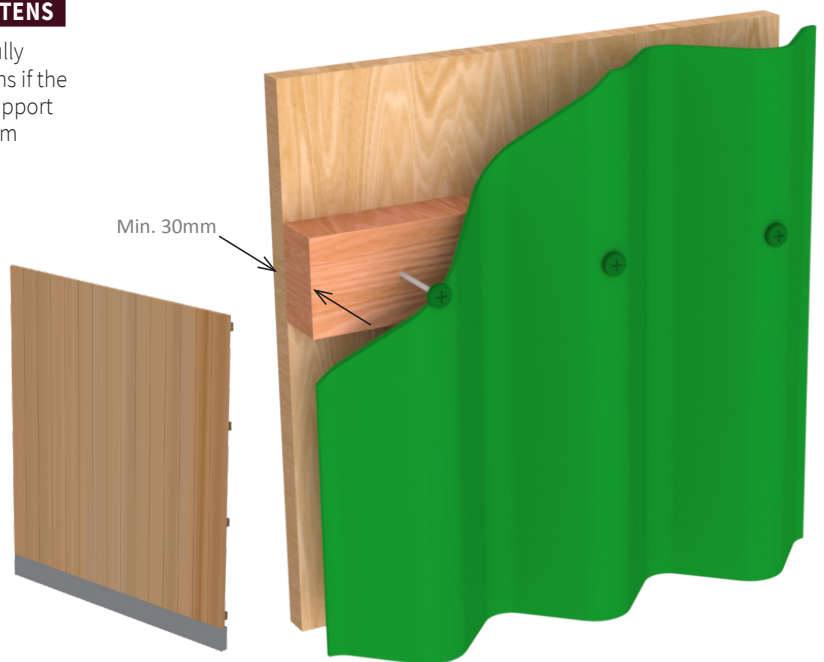
FULLY BOARDED FENCE PANELS (MIN. 30MM)

ONDULINE® CLASSIC sheets can be installed on a fully boarded fence with a minimum 30mm thickness



FULLY BOARDED FENCE WITH SUPPORT BATTENS

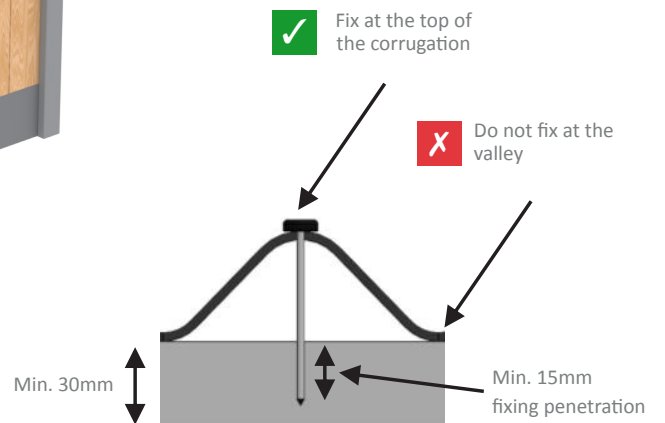
ONDULINE® CLASSIC sheets can be installed on a fully boarded fence panel with additional support battens if the existing fence panel is less than 30mm thick. The support battens can be used to make up the minimum 30mm structure, as shown.



FULLY-BOARDED FENCE PANEL INSTALLATION STEPS

ONDULINE® CLASSIC sheets require a continuous fixing structure of a minimum 30mm thick. This ensures adequate fixings strength and thickness to avoid the fixings protruding beyond the fence panel.

ONDULINE® UNIVERSAL SCREW fixings must always have a bite of a minimum 15mm into the fence panel.



INSTALLATION STEPS

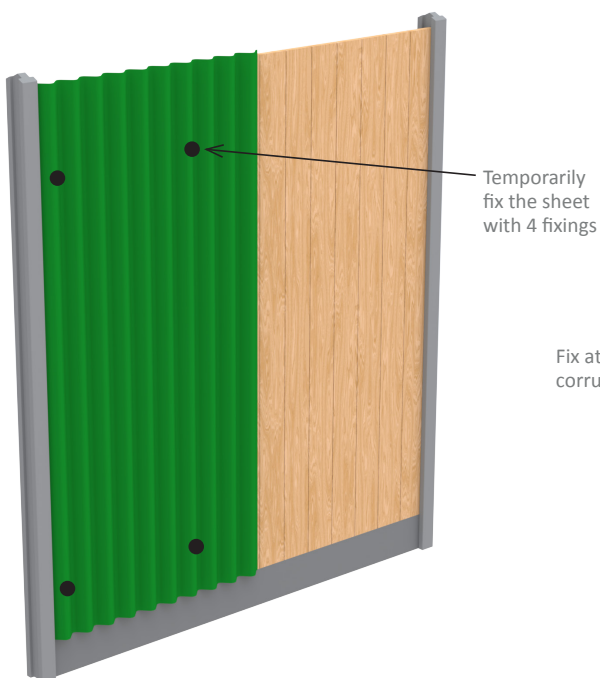
Step 1



PREPARATION

- Ensure the existing fence is in good, sturdy condition and suitable to fix to.
- Ensure a kickboard is present of a minimum 200mm from ground level.

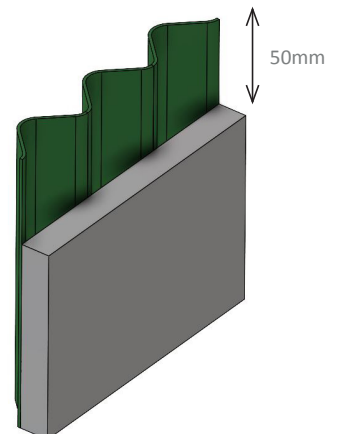
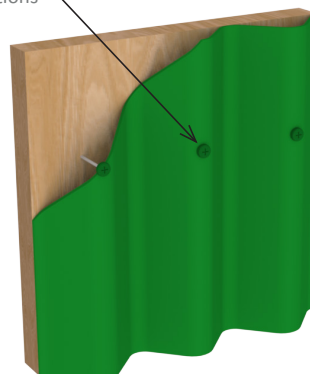
Step 2



FIX THE SHEETS

- Hold the ONDULINE® CLASSIC sheet against the fence (where possible, the weight of the sheet should rest on the gravel board).
- Use four ONDULINE® UNIVERSAL screw fixings to pin the sheet in place temporarily as show in the picture.
- Make sure the sheet does not extend more than 50mm on top of the fence panel. If necessary, cut the sheets using a lubricated hand saw.

Fix at the top of the corrugations

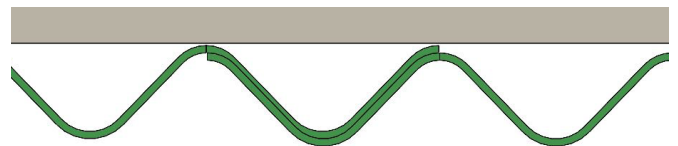
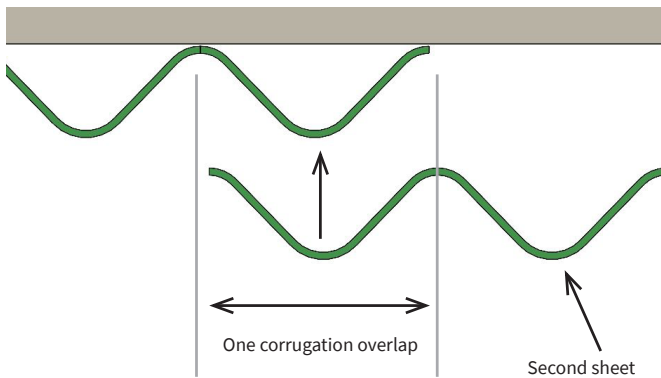




INSTALLATION STEPS

Step 3

OVERLAPPING SHEETS

Rest the second ONDULINE® CLASSIC sheet against the fence and use another four ONDULINE® UNIVERSAL fixings to pin the sheet in place temporarily as show in the picture. Overlap the sheets by one corrugation.

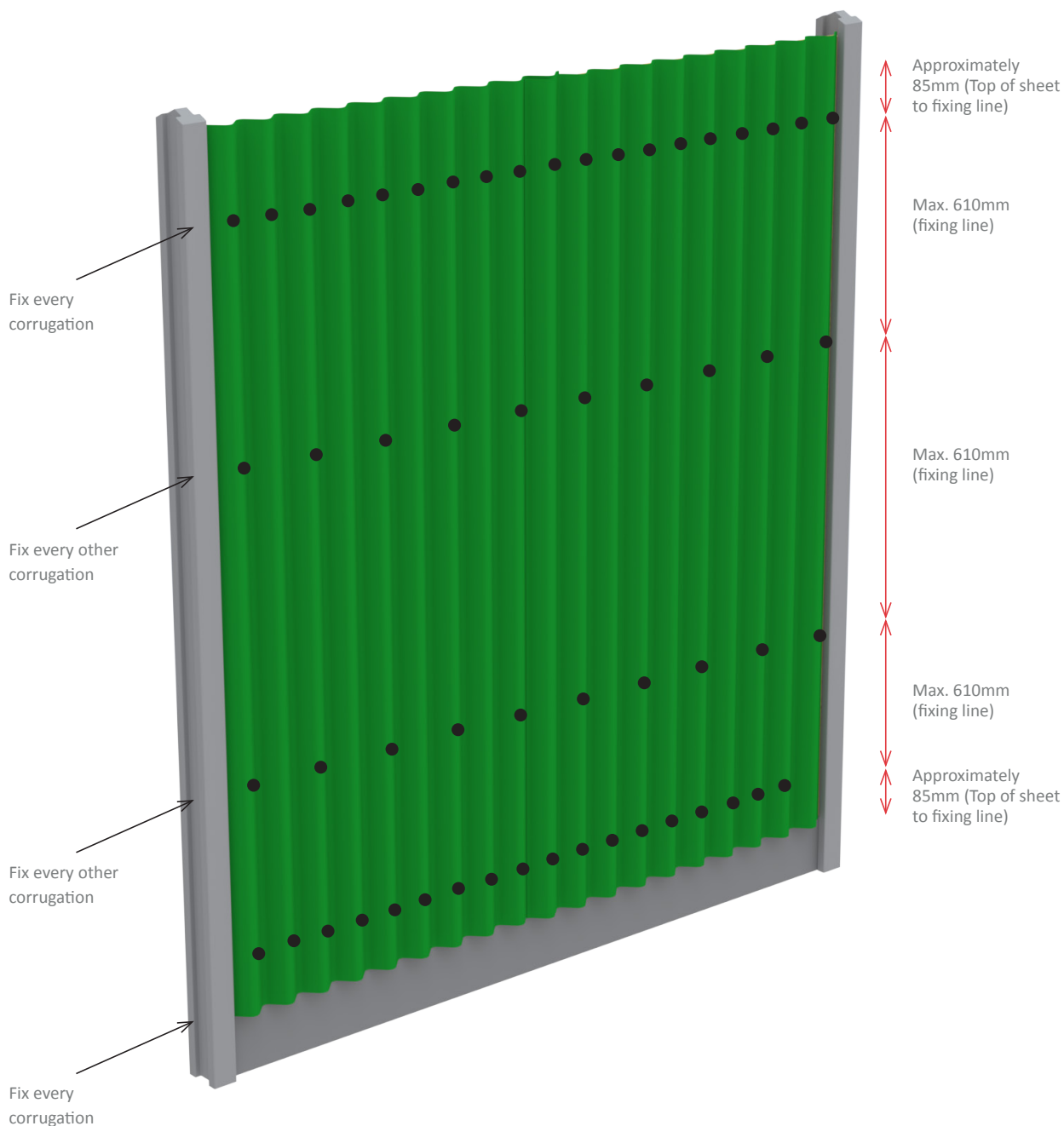


INSTALLATION STEPS

Step 4

FIXINGS SHEETS

Fix the rest of the ONDULINE® fixings. All corrugations should be fixed at the top and bottom sections. Every other corrugation should be fixed in between. Note: Always fix the overlapping corrugation.



PRODUCT GUARANTEE

Anti-Rot Guarantee Conditions:

- Must not be installed in direct contact with the ground or into the water.
- Must be installed in line with our assembly instructions.
- You must retain your proof of purchase in order to claim on the above guarantee.
- Excludes colour fading and discoloration.
- Existing fence structure may be susceptible to changes in the environment, any extreme weather conditions could cause a movement in the structure. Failures as a result of this movements are considered as fails caused from existing structure and not covered by Onduline.



GENERAL INFORMATION

General considerations:

- ONDULINE® CLASSIC sheets used in fencing cover applications have been designed for “aesthetic” purposes only.
- The existing fence must be in a good sturdy condition to install ONDULINE® sheets.
- We recommend the ONDULINE® CLASSIC sheets rest on the gravel board. This ensures most of the weight of the sheets is transferred through the gravel board rather than the fence panel.
- ONDULINE® CLASSIC sheets are not air-permeable and may affect the wind-resistance of the panel. An adequate structure is required.

Safety considerations:

- Onduline considers a “fence” a barrier, railing, or other upright structure, typically made of wood with no buildings touching or resting directly into it.
- Onduline considers the purpose of a “fence” as an enclosing to an area of ground to prevent or control access or escape. Onduline sheets are NOT designed to add to the security of a fence.
- Onduline considers fencing different to cladding. Fencing assumes there are no buildings touching or resting directly onto the fence. ONDULINE® CLASSIC sheets are NOT suitable for vertical cladding applications (encapsulating of a building).
- **Local regulations, including fire regulations must be considered before using ONDULINE® sheets in a fencing application. Different parts of the UK may have different rules and regulations. It is the sole responsibility of the client/designer to ensure these rules are met. If in any doubt, please seek professional advice or contact us for more information.**

Fire Safety

It is the responsibility of the client to ensure the overall fire rating of the fence with ONDULINE® CLASSIC classic, meets or exceeds the fire rating of the existing fence. If in doubt, please contact Onduline.

Onduline Building Products Ltd

150 Minorities,
London
EC3N 1LS

T. +44 (0)207 7270533
E. enquiries@onduline.net



www.onduline.co.uk

Onduline®
Lightweight roofing systems