

Onduline Enquiry Form

Enquiry N°:

Office use only

In order to analyse and resolve your enquiry as quickly as possible, can you please take the time to fill out the requested information below. In addition please forward some photographs showing external and internal views of your building's roof (by email preferably).

Thank you for your assistance

Section 1: Your details:

Name:

Address :

Contact telephone N°:

E-mail:

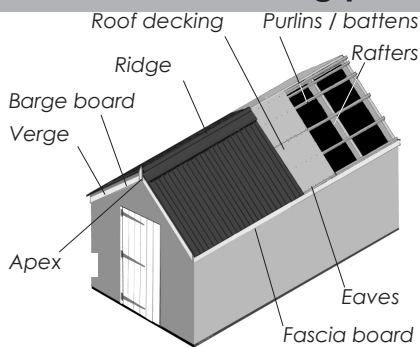
Date of fixing:

Name of fixer or contractor:

Site Address (if different from above) :

Date & place materials purchased:

Section 2: Building parts components:



We have listed below the basic technical terms for the roofing parts referred to in this form for your reference:

Ridge: Capping unit at the highest point of the roof.

Purlin: Support batten to the corrugated roofing sheets.

Roof decking: Fully supporting board to the roofing sheets.

Verge: Edge of roof up roof slope.

Eaves: Lowest point of the roof forming drip edge into gutter.

Section 3: Details of your building:

Q1: What type of building is it?

eg. Garage / Workshop / Stable:

Q2: What type of roof is it?

Duo Pitch



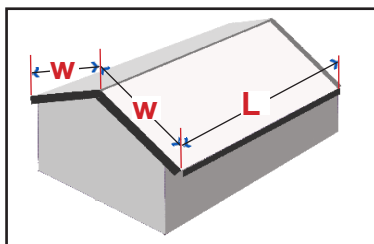
or, Mono Pitch



Q3: What size is your roof?

Length of Roof **L**:

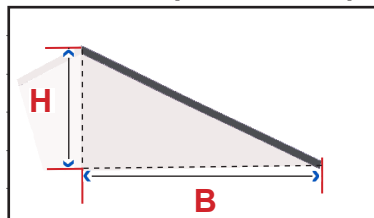
m



Total effective width of Roof **W**:

m

Q4: What is your roof slope (gradient)



Measure height to ridge **H**:

m

Distance from centre line to eaves **B**:

m

