




Product Technical Sheet



I. General

Product Description	Wickes Spare Wheels For Ratchet Tube Cutter - Pack of 2
SKU	159814
Brand	Wickes
Product image	<div>PRODUCT IMAGE</div> 



Product Technical Sheet



II. Reference data

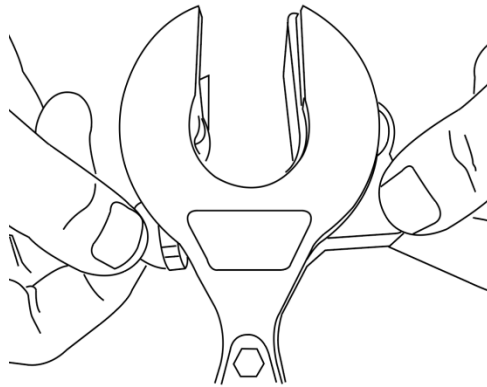
Specification	Designed for use with Wickes ratchet tube cutters, the two-pack of replacement hardened steel cutting wheels offers durable and efficient cutting.
Features and Benefits	<ul style="list-style-type: none">-Outside diameter: 17.7mm;-Thickness:5.9mm;-Bore size: 5mm;-Spare cutting wheel replacement blades;-Hardened and tempered cutting wheel made of high-quality bearing steel;-Durable robust steel construction, Superb cutting capability;
Application	<ul style="list-style-type: none">-Suitable for cutting copper, aluminium, brass, and light metal pipe;-Use with SKU-159813, Wickes Ratchet Tube Cutter 6-23mm.

III. Instructions & Note

-Instructions-

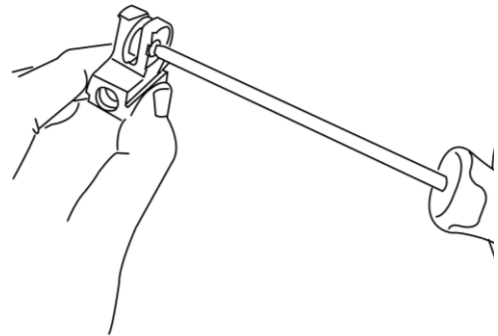
STEP 1

Turn the knob to release the wheel part.



STEP 2

Take out the wheel part, then remove the old cutting wheel by turning it counterclockwise with a screwdriver.
Note: Do not touch the edge of the blade, or you might cut your finger. Grasp the base of the cutting wheel.

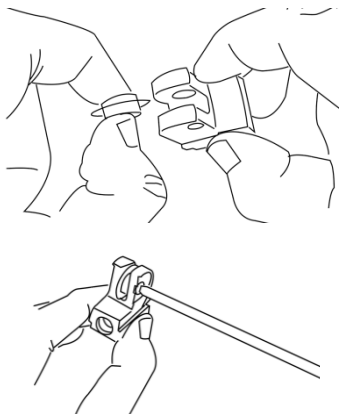


STEPS

STEP 3

Align the center hole of the new cutting wheel with the support hole and place it into the wheel part, then turn the screwdriver clockwise to tighten.

Note: Do not touch the edge of the blade, or you might cut your finger. Grasp the base of the cutting wheel.



STEP 4

Turn the knob to put the wheel part back into the tube cutter.

