

## 1 What's your space

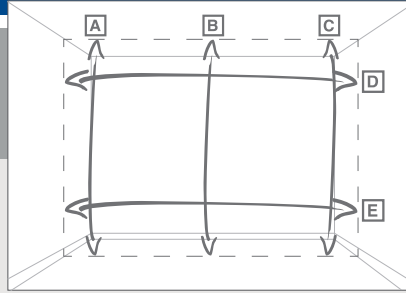
### Minimum - Maximum opening dimensions

**Opening height: 1200mm - 2480mm**  
**Opening width: 1200mm - 4550mm**

Measure your opening height and width at the five points indicated on the diagram to the right. This measurement is best taken approx 620mm from the back wall to allow for your storage system.

Please take into account any obstructions such as coving, skirting, radiators etc. Either remove these or build an unobstructed opening around them.

Referring to the diagram, note your opening heights (A-C) & opening widths (D-E) in the boxes to the right.



Our custom doors come with colour matched tracksets cut to fit into your opening width.

#### A-C Opening Height

A:  mm

B:  mm

C:  mm

#### D-E Opening Width

D:  mm

E:  mm

**Note:** Please ensure all measurements are stated in mm.

## 2 Select how many doors you need

**2 doors:**  
From 1200 to 2375mm wide.  
**Tick here:**

**3 doors:**  
From 1600 to 3550mm wide.  
**Tick here:**

**4 doors:**  
From 2150 to 4555mm wide.  
**Tick here:**

**Note:** Due to the amount of overlaps that may be required, the individual door widths may vary slightly in relation to your calculated size.

Soft-close included on all doors.

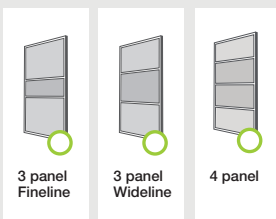
## 3 Choose your preferred door range

To work out which door size is required (SKU), divide measurement E by number of doors. **Note:** You can not mix the door ranges in your order, only one is allowed.

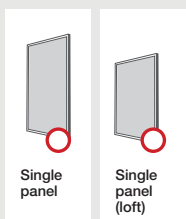
### Custom door ranges

Tick the range you want.

#### Linear silver frame



#### Heritage / Heritage Loft wood effect or silver frames



Linear silver frame 4 panel

Linear silver frame fineline & wideline

Heritage wood effect frame single panel

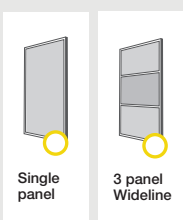
Heritage silver frame single panel

Shaker single panel

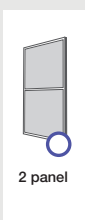
Shaker 3 panel

Minimalist silver frame 2 panel

#### Shaker unicolour or wood effect frame



#### Minimalist silver frame



Tracksets are supplied to your opening width (Step.2)

Fill in the relevant table below for your choice of door. **Please note:** You can not mix door ranges.

	Design 1	Design 2
Panel		
<b>Note:</b> The 4 panel door comes in 1 finish only.		
Panels	Top	Top
	Middle	Middle
	Bottom	Bottom
Panel		
Frame		
Panel		
Panel		
Frame		
Panels	Top	Top
	Middle	Middle
	Bottom	Bottom
Frame		
Panel		
Quantity	Number of design 1	Number of design 2

## 4 For store use

Customer/Store

Customer details (Please write clearly in block capital letters)

Customer

Store name / No:

Store purchase order No:

Store DRL No:

Ordered by colleague name:

Name:

Address:

Postcode:  Email:

Contact tel:  Customer order date:

**Note:** All items are made according to your measurements and panel choices. Products can not be refunded or exchanged unless damaged or faulty. This does not affect your statutory rights.

Your data is used and stored in compliance with The General Data Protection Regulation (GDPR), if you have any questions, please contact hdhc.com (UK Sheffield).

Customer signature:

Date: